



Generalized Spatially-Coupled Parallel Concatenated Codes With Partial Repetition

Downloaded from: <https://research.chalmers.se>, 2026-04-05 04:37 UTC

Citation for the original published paper (version of record):

Qiu, M., Wu, X., Yuan, J. et al (2022). Generalized Spatially-Coupled Parallel Concatenated Codes With Partial Repetition. *IEEE Transactions on Communications*, 70(9): 5771-5787.
<http://dx.doi.org/10.1109/TCOMM.2022.3196686>

N.B. When citing this work, cite the original published paper.

© 2022 IEEE. Personal use of this material is permitted. Permission from IEEE must be obtained for all other uses, in any current or future media, including reprinting/republishing this material for advertising or promotional purposes, or reuse of any copyrighted component of this work in other works.

Generalized Spatially-Coupled Parallel Concatenated Codes With Partial Repetition

Min Qiu, *Member, IEEE*, Xiaowei Wu, *Member, IEEE*, Jinhong Yuan, *Fellow, IEEE*,
and Alexandre Graell i Amat, *Senior Member, IEEE*

Abstract—A new class of spatially-coupled turbo-like codes (SC-TCs), dubbed generalized spatially coupled parallel concatenated codes (GSC-PCCs), is introduced. These codes are constructed by applying spatial coupling on parallel concatenated codes (PCCs) with a fraction of information bits repeated q times. GSC-PCCs can be seen as a generalization of the original spatially-coupled parallel concatenated codes proposed by Moloudi *et al.* [2]. To characterize the asymptotic performance of GSC-PCCs, we derive the corresponding density evolution equations and compute their decoding thresholds. The threshold saturation effect is observed and proven. Most importantly, we rigorously prove that the rate- R GSC-PCC ensemble with 2-state convolutional component codes achieves at least a fraction $1 - \frac{R}{R+q}$ of the capacity of the binary erasure channel (BEC) for repetition factor $q \geq 2$ and this multiplicative gap vanishes as q tends to infinity. To the best of our knowledge, this is the first class of SC-TCs that are proven to be capacity-achieving. Further, the connection between the strength of the component codes, the decoding thresholds of GSC-PCCs, and the repetition factor is established. The superiority of the proposed codes with finite blocklength is exemplified by comparing their error performance with that of existing SC-TCs via computer simulations.

Index Terms—Achieving capacity, density evolution, spatial coupling, turbo codes.

I. INTRODUCTION

Turbo codes [3], [4] and low-density parity-check (LDPC) codes [5] are two important classes of codes that have been adopted in various communications standards. These codes are capable of achieving near-Shannon-limit performance as the blocklength grows large. Spatial coupling brings further performance improvement to these codes. The first spatially-coupled LDPC (SC-LDPC) codes, also known as LDPC convolutional codes, were introduced in [6]. These codes can be obtained by spreading the edges of the Tanner graph [7] of the underlying uncoupled LDPC block codes to several

adjacent blocks. The most important property of SC-LDPC codes, observed numerically in [8] and proven analytically in [9], [10], is that their iterative decoding threshold under suboptimal belief propagation (BP) decoding achieves the optimal maximum-a-posteriori (MAP) decoding threshold. Such a phenomenon is known as threshold saturation [9]. Another advantage of SC-LDPC codes is that they also preserve the minimum distance growth rate of their underlying uncoupled LDPC block codes [11].

The concept of spatial coupling has also been applied, with much success, to various classes of codes to construct capacity-approaching channel codes. For example, the authors in [12] proposed a class of spatially-coupled product codes called staircase codes, which can operate close to the binary symmetric channel capacity under iterative bounded-distance decoding. In this work, we focus on turbo-like codes, whose factor graphs [13] have convolutional code trellis constraints. In [2], the authors introduced spatially-coupled turbo-like codes (SC-TCs) by applying spatial coupling on parallel concatenated codes (PCCs) [3], serially concatenated codes (SCCs) [14], and braided convolutional codes (BCCs) [15]. It was proven in [2] that threshold saturation also occurs for SC-TCs. Further, [16] showed that spatial coupling can either improve or preserve the minimum distance of turbo-like codes. In [17], the authors investigated a setup for SC-SCCs to trade off between blocklength and coupling memory for SC-SCCs without changing the decoding latency and complexity, and without performance loss. Despite the capacity-approaching performance of SC-SCCs and SC-BCCs, the threshold of SC-PCCs (especially when punctured) are (strictly) bounded away from capacity [2]. Recently, partially-information coupled turbo codes (PIC-TCs) were proposed in [18] to enhance the performance of the hybrid automatic repeat request protocol in Long-Term Evolution (LTE) [19]. The main idea is that each pair of adjacent code blocks share a fraction of information bits such that these bits are protected by two component turbo codewords. We extended the design of PIC-TCs to a large coupling memory and used density evolution to compute their decoding thresholds in [20], [21]. One benefit of such construction is that the technique of partial coupling can be applied to any systematic linear code such as LDPC codes [22] and polar codes [23] without changing its encoding and decoding architecture. Both theoretical analysis and simulation results in [21], [24] showed that partially-coupled turbo codes outperform SC-PCCs and have comparable performance to SC-SCCs and SC-BCCs. However, threshold saturation was neither observed nor proven for PIC-TCs in [18], [20], [21],

The work of M. Qiu and J. Yuan was supported in part by the Australian Research Council (ARC) Discovery Project under Grant DP220103596, and in part by the ARC Linkage Project under Grant LP200301482. A. Graell i Amat was supported by the Swedish Research Council under Grant 2020-03687. This work was presented in part at the 2021 IEEE International Symposium on Information Theory (ISIT) [1].

M. Qiu and J. Yuan are with the School of Electrical Engineering and Telecommunications, University of New South Wales, Sydney, NSW, 2052 Australia (e-mail: min.qiu@unsw.edu.au; j.yuan@unsw.edu.au).

Xiaowei Wu is now with the Technology and Engineering Center for Space Utilization, Chinese Academy of Sciences, Beijing 200094, China (e-mail: wuxiaowei@csu.ac.cn). The work was done when she was with the School of Electrical Engineering and Telecommunications, University of New South Wales, Sydney, NSW, 2052 Australia.

A. Graell i Amat is with the Department of Electrical Engineering, Chalmers University of Technology, SE-41296 Gothenburg, Sweden (e-mail: alexandre.graell@chalmers.se).

[24].

Although the above works on SC-TCs have all reported capacity-approaching performance, it remains unclear whether spatial coupling can allow turbo-like codes to eventually achieve capacity. Motivated by the fact that PCCs (or turbo codes) are the standard channel coding scheme in the 4G wireless mobile communication systems which coexist with 5G systems, we are interested in designing new and powerful coupled codes with PCCs as component codes that can be compatible with the current standard. In this paper, we introduce generalized SC-PCCs (GSC-PCCs), which are constructed by applying spatial coupling on a component PCC, where a fraction of the information bits are repeated q times. The main contributions of the papers are as follows:

- We introduce the construction and decoding for GSC-PCCs. We emphasize that the proposed codes not only can be seen as a generalization of the conventional SC-PCCs [2], but also exhibit a similar structure to that of PIC-TCs [21], as the repeated bits are protected by the component PCC codewords at several time instants. The proposed construction allows GSC-PCCs to inherit all the positive features of both SC-PCCs and PIC-TCs, such as threshold saturation and close-to-capacity performance when punctured.
- We derive the density evolution (DE) equations for the proposed GSC-PCC ensembles on the binary erasure channel (BEC). To evaluate and compare the ensembles at rates higher than their mother PCCs, we also derive DE equations for the punctured ensembles. In particular, for a given target code rate R and coupling memory m , we find the optimal fraction of repeated information bits that gives the largest decoding threshold for various repetition factors q . With these DE equations, we compute the MAP decoding threshold by using the area theorem [25] and observe threshold saturation numerically.
- We prove that GSC-PCC ensembles achieve capacity in two steps. In the first step, we analytically prove that the BP threshold of GSC-PCC ensembles saturates to the potential threshold [26, Def. 6] of the corresponding uncoupled ensemble by using the proof technique in [26, Th. 1]. We then rigorously prove that the potential threshold of the uncoupled ensemble with 2-state convolutional component codes is within a fraction $1 - \frac{R}{R+q}$ of the BEC capacity. Combining these two results yields the fact that the GSC-PCC ensemble with 2-state convolutional component codes achieves capacity as q tends to infinity. To the best of our knowledge, this is the first class of turbo-like codes that are proven to be capacity-achieving. We conjecture that GSC-PCC ensembles with any convolutional component codes are also capable of achieving capacity. Furthermore, the connections between the threshold of GSC-PCC ensembles, the repetition factor, and the strength of the underlying component code are established.
- We investigate the error rate performance of GSC-PCCs under finite blocklength on the BEC and the additive white Gaussian noise (AWGN) channel via simulation.

Both theoretical analysis and simulation results show that the proposed codes significantly outperform existing coupled codes with PCCs as component codes. In addition, we present an effective method for selecting coupled information bits to further enhance the error rate performance of GSC-PCCs.

II. GENERALIZED SPATIALLY-COUPLED PARALLEL CONCATENATED CODES

In this section, we first introduce the uncoupled PCCs with partial information repetition that will be used to construct GSC-PCCs. Then, we present the encoding and decoding of GSC-PCCs.

A. Parallel Concatenated Codes with Partial Repetition

Uncoupled PCCs with partial information repetition are similar to the dual-repeat-punctured turbo codes in [27], except that in our case only a fraction of the information bits are repeated. The encoder of an uncoupled PCC with partial repetition is depicted in Fig. 1(a). A length- K information sequence \mathbf{u} is divided into two sub-sequences, \mathbf{u}_r and \mathbf{u}_o . Then, sequence \mathbf{u}_r is repeated q times and combined with \mathbf{u}_o to form a length- K' information sequence $[\mathbf{u}_r, \dots, \mathbf{u}_r, \mathbf{u}_o]$. The resultant sequence and its reordered copy $\Pi([\mathbf{u}_r, \dots, \mathbf{u}_r, \mathbf{u}_o])$, where $\Pi(\cdot)$ denotes the interleaving function, are encoded by the upper and lower convolutional encoders, respectively. We define the repetition ratio $\lambda \triangleq \frac{K'-K}{(q-1)K'} \in [0, 1/q]$ as the length of \mathbf{u}_r over K' . The length of \mathbf{u}_o is then given by $(1-q\lambda)K'$. The repetition ratio is an important parameter and its definition and notation are used throughout the rest of the paper. Finally, the codeword is a length- N sequence $\mathbf{c} = [\mathbf{u}_r, \mathbf{u}_o, \mathbf{v}^U, \mathbf{v}^L] = [\mathbf{u}, \mathbf{v}^U, \mathbf{v}^L]$, comprising the information sequence before repetition, as well as two length- $\frac{N-K}{2}$ parity sequences generated by the upper and lower convolutional encoders. Note that it is natural to exclude all other $q-1$ replicas of \mathbf{u}_r from \mathbf{c} as they do not contain new information. Given the code rate of the mother PCC, $R_0 = \frac{K'}{N'}$, where $N' = N - K + K'$ is its codeword length, the code rate of the uncoupled PCC with partial repetition is

$$R_{\text{uc}} = \frac{K'(1-(q-1)\lambda)}{N' - K' + K'(1-(q-1)\lambda)} = \frac{1-(q-1)\lambda}{\frac{1}{R_0} - (q-1)\lambda} \geq \frac{1}{q(\frac{1}{R_0} - 1) + 1}, \quad (1)$$

where the last inequality shows that the lowest rate is achieved when $\lambda = 1/q$.

B. Encoding

We construct GSC-PCCs by applying spatial coupling to the above PCCs with partial repetition. The block diagram of a GSC-PCC with coupling memory $m = 1$ at time instant t is depicted in Fig. 1(b).

An information sequence \mathbf{u} is divided into L sub-sequences of equal length K , which are denoted by \mathbf{u}_t , $t = 1, \dots, L$. We refer to L as the coupling length. At time t , \mathbf{u}_t is decomposed into $\mathbf{u}_{t,r}$ and $\mathbf{u}_{t,o}$, where $\mathbf{u}_{t,r}$ is a length- $\lambda K'$

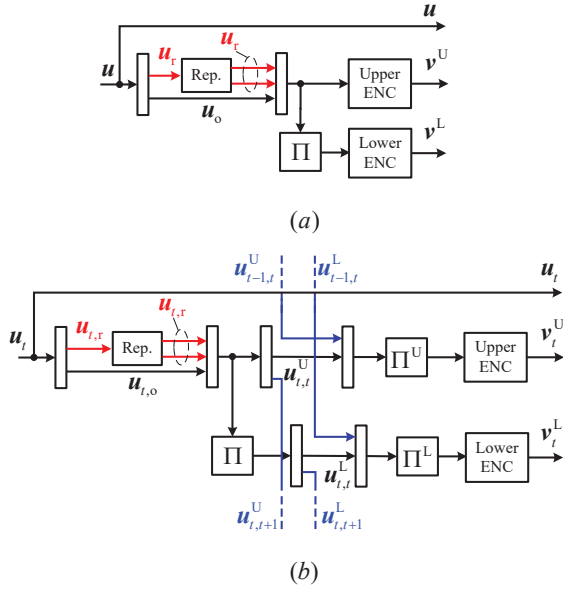


Fig. 1. Encoders of (a) an uncoupled PCC with partial repetition, and (b) a GSC-PCC with $m = 1$ at time t .

sequence and $\mathbf{u}_{t,o}$ is a length- $K'(1-q\lambda)$ sequence. Sequence $\mathbf{u}_{t,r}$ is repeated q times and combined with $\mathbf{u}_{t,o}$ to form a length- K' information sequence $[\mathbf{u}_{t,r}, \dots, \mathbf{u}_{t,r}, \mathbf{u}_{t,o}]$. The resultant sequence is then decomposed into $m+1$ sequences of length $\frac{K'}{m+1}$, denoted by $\mathbf{u}_{t,t+j}^U$, $j = 0, \dots, m$. The information sequence $\mathbf{u}_{t,t+j}^U$ is used as a part of the input of the upper convolutional encoder at time $t+j$. The coupling is performed such that a length- K' information sequence, $[\mathbf{u}_{t-m,t}^U, \dots, \mathbf{u}_{t,t}^U]$, is formed. Meanwhile, the reordered copy of information sequence $[\mathbf{u}_{t,r}, \dots, \mathbf{u}_{t,r}, \mathbf{u}_{t,o}]$, i.e., $\Pi([\mathbf{u}_{t,r}, \dots, \mathbf{u}_{t,r}, \mathbf{u}_{t,o}])$, is also decomposed into $m+1$ sequences of length $\frac{K'}{m+1}$, i.e., $\mathbf{u}_{t,t+j}^L$, $j = 0, \dots, m$, where $\mathbf{u}_{t,t+j}^L$ is used as a part of the input of the lower convolutional encoder at time $t+j$. With coupling, a length- K' information sequence $[\mathbf{u}_{t-m,t}^L, \dots, \mathbf{u}_{t,t}^L]$ is formed. The codeword obtained at time t is a length- N sequence $\mathbf{c}_t = [\mathbf{u}_t, \mathbf{v}_t^U, \mathbf{v}_t^L]$, where \mathbf{v}_t^U and \mathbf{v}_t^L are two length- $\frac{N-K}{2}$ parity sequences as the result of encoding $\Pi^U([\mathbf{u}_{t-m,t}^U, \dots, \mathbf{u}_{t,t}^U])$ and $\Pi^L([\mathbf{u}_{t-m,t}^L, \dots, \mathbf{u}_{t,t}^L])$ at the upper and lower systematic convolutional encoders, respectively, at time t . We remark that the three interleavers are crucial for introducing randomness in code structures such that the codes become ensembles for which density evolution can be rigorously applied to analyze the decoding threshold.

To initialize and terminate the coupled chain, we can simply set \mathbf{u}_t to $\mathbf{0}$ for $t \leq 0$ and $t > L$. As a result, the code rate of the GSC-PCC with coupling memory m , coupling length L , and repetition factor q is

$$\begin{aligned} R_{\text{sc}} &= \frac{KL}{NL + m(N-K)} \\ &= \frac{K'L(1-(q-1)\lambda)}{L(N' - K'(q-1)\lambda) + m(N' - K')} \\ &= \frac{L(1-(q-1)\lambda)}{L(\frac{1}{R_0} - (q-1)\lambda) + m(\frac{1}{R_0} - 1)}, \end{aligned} \quad (2)$$

where $R_0 = \frac{K'}{N'}$ is the code rate of the mother PCC. When

$L \rightarrow \infty$, the code rate of the GSC-PCC approaches R_{uc} in (1).

Due to partial repetition of information bits, GSC-PCCs have an encoding latency of $\frac{1}{1-(q-1)\lambda}$ times higher than that of SC-PCCs. When $q = 2$, GSC-PCCs have a similar encoding latency to PIC-TCs because PIC-TCs also have a fraction of information bits repeated twice. However, it is important to note that the encoding of GSC-PCCs can be performed either in parallel, i.e., encoding L information sequences in parallel, or in a serial and streaming fashion, making them still more appealing than block codes.

C. Comparison to Existing Codes

There are connections between the proposed GSC-PCCs and some existing SC-TCs. First, the proposed codes can be seen as a generalization of the conventional SC-PCCs [2]. More precisely, one can obtain the original SC-PCC from a GSC-PCC by setting either $q = 1$ or $\lambda = 0$. However, the introduction of partial repetition gives rise to a significant performance improvement, as it will be shown in Section III and Section IV. In addition, the proposed codes have more flexible structure as they can reach a code rate as low as $\frac{1}{2q+1}$ when the mother PCC is rate-1/3, while the lowest code rate for the conventional SC-PCCs is 1/3.

The proposed codes also bear similarities to PIC-TCs [21], whose coupled information bits are encoded (and protected) by two turbo encoders (four convolutional encoders). In fact, PIC-TCs can be seen as having a fraction of information bits repeated twice and using the copies of those information bits as the input of the turbo encoder at the succeeding time instant. For GSC-PCCs, this can happen when some of the information bits from $\mathbf{u}_{t,r}$ appear in $\mathbf{u}_{t,t}^U$ and $\mathbf{u}_{t,t}^L$, while their copies appear in $\mathbf{u}_{t,t+j}^U$ and $\mathbf{u}_{t,t+j}^L$, $j \in \{1, \dots, m\}$. In this case, those repeated and coupled information bits can be protected by the component PCC codewords at multiple time instants. However, the coupling of PIC-TCs is at the turbo code level (the information encoded by upper and lower encoders is the same). In contrast, GSC-PCCs are coupled at the convolutional code level (the information encoded by upper and lower encoders is different) such that the proposed codes inherit many nice properties from SC-PCCs, such as threshold saturation (crucial for achieving capacity) and decoding threshold improvement from employing stronger convolutional component codes.

D. Decoding

The decoding of GSC-PCCs consists of two types of iterations: intra-block iterations and inter-block iterations. Specifically, an intra-block iteration is the exchange of the extrinsic information of information bits between the upper and lower Bahl-Cocke-Jelinek-Raviv (BCJR) [28] component decoders at the same time instant. An inter-block iteration is the exchange of extrinsic information of information bits in component codes across L time instants in a forward/backward round trip. Note that the inter-block iteration can also be performed in a sliding window fashion with window size W , where $m+1 \leq W \leq L$. To avoid repetition, we focus on the log-likelihood ratio (LLR) updates for information bits since

the LLR updates for all parity bits are the same as those for the conventional uncoupled turbo codes.

Let $u_{t,k}^U$ denote the k -th information bit at the upper decoder at time t and $k \in \{1, \dots, K'\}$. Let $L_C(\cdot)$, $L_E(\cdot)$ denote the channel and extrinsic LLRs, respectively. In addition, we denote by \mathcal{Q}_k^U the sets of bit positions associated with $u_{t,k}^U$ and its replicas which appear in the upper decoder at the same instant, where $\mathcal{Q}_k^U \subseteq \{1, \dots, K'\}$ and $|\mathcal{Q}_k^U| \subseteq \{1, \dots, q\}$. The definition of \mathcal{Q}_k^L is analogous to \mathcal{Q}_k^U . Notice that t is not required here because the three interleavers and the selection of information bits to be repeated or coupled are the same for all $t \in \{1, \dots, L\}$. As an example, $|\mathcal{Q}_k^U| = 1$ means that either $u_{t,k}^U$ is not repeated or its replicas are not in the upper decoder at the same time instant. Consequently, there are two types of *a priori* LLRs of each repeated information bit: the *a priori* LLR obtained from its replicas at the upper BCJR decoder at the same time instant, denoted by $L_{A_1}(\cdot)$; and the *a priori* LLR obtained from its interleaved bit at the lower BCJR decoder at the same time instant, denoted by $L_{A_2}(\cdot)$. Furthermore, we define $L_{in}(\cdot)$ and $L_{out}(\cdot)$ as the input and output LLR of the BCJR decoder. Due to space limitations, we omit the LLR updates for inter-block decoding as it is similar to SC-PCCs [2]. The updates for the LLR associated with information bits during intra-block decoding are described as follows.

Step 1 (Input LLR Computation): Construct the LLR of $u_{t,k}^U$ for the upper BCJR decoder input as $L_{in}(u_{t,k}^U) = L_C(u_{t,k}^U) + L_{A_1}(u_{t,k}^U) + L_{A_2}(u_{t,k}^U)$, where $L_{A_1}(u_{t,k}^U)$ is computed in Step 4 in the last iteration, and $L_{A_2}(u_{t,k}^U)$ is obtained from the extrinsic LLR of its interleaved bit $u_{t,\tilde{k}}^L$ at the lower BCJR component decoder with a step analogous to Step 4.

Step 2 (BCJR Component Decoding): Perform BCJR decoding and obtain the output LLR of $u_{t,k}^U$ as $L_{out}(u_{t,k}^U)$.

Step 3 (Extrinsic Information Computation): The extrinsic LLR of $u_{t,k}^U$ is computed as $L_E(u_{t,k}^U) = \sum_{k \in \mathcal{Q}_k^U} \hat{L}_E(u_{t,k}^U)$, where we define $\hat{L}_E(u_{t,k}^U) \triangleq L_{out}(u_{t,k}^U) - L_{in}(u_{t,k}^U)$. Then, for any $k, k' \in \mathcal{Q}_k^U$ and $k \neq k'$, we have $L_E(u_{t,k}^U) = L_E(u_{t,k'}^U)$.

Step 4 (A priori Information Computation): Compute the *a priori* LLR of $u_{t,k}^U$ to be used in the next iteration as $L_{A_1}(u_{t,k}^U) = L_E(u_{t,k}^U) - \hat{L}_E(u_{t,k}^U)$. The extrinsic LLR of $u_{t,k}^U$ is used as the *a priori* LLR of its interleaved bit $u_{t,\tilde{k}}^L$ at the lower decoder, i.e., $L_{A_2}(u_{t,\tilde{k}}^L) = L_E(u_{t,k}^U)$. For any $\tilde{k}, \tilde{k}' \in \mathcal{Q}_k^L$ and $\tilde{k} \neq \tilde{k}'$, $L_{A_2}(u_{t,\tilde{k}}^L) = L_{A_2}(u_{t,\tilde{k}'}^L)$.

After Step 4, the intra-block decoding proceeds to the lower BCJR component decoding, for which the LLR updates can be easily obtained from the above steps by interchanging subscripts U and L. Compared to SC-PCCs, the increase in the complexity mainly comes from Step 3, where additional computation resource is required to perform the combination of the extrinsic information associated with the repeated bits. Moreover, addition memory is needed to store the bit positions of repeated bits (does not change with t). However, when $q = 2$, the complexity of GSC-PCCs is comparable to that of PIC-TCs since PIC-TCs also have a fraction of information bits repeated twice.

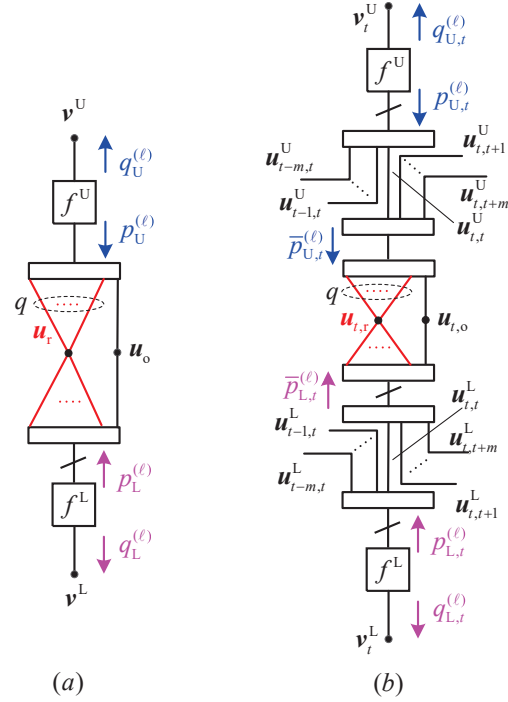


Fig. 2. Compact graph representation of (a) uncoupled ensembles, and (b) GSC-PCC ensembles at time t .

III. DENSITY EVOLUTION ANALYSIS ON THE BEC

In this section, we first look into the graph representation of GSC-PCCs and then derive the exact density evolution equations to characterize their decoding threshold. In this work, we consider a rate $R_0 = 1/3$ mother PCC built from two rate-1/2 recursive systematic convolutional codes.

A. Graph Representation

Turbo-like code ensembles can be represented by a compact graph [2], which simplifies the factor graph representation. The main idea is that each information or parity sequence in a factor graph is represented by a single variable node, while a trellis constraint is represented by a factor node. An interleaver is represented by a line segment that crosses an edge.

We first look at the compact graph of an uncoupled PCC with partial repetition, which is depicted in Fig. 2(a). Compared to the compact graph of a conventional PCC (see [2, Fig. 4a]), the difference is that in our case the information node u is represented by two nodes, u_r and u_o .¹ Since the information sequence u_r is repeated q times before being encoded by the PCC encoder, node u_r connects the upper and lower factor nodes f^U and f^L via q edges, respectively.

The compact graph representation of GSC-PCCs with coupling memory m and at time t is depicted in Fig. 2(b). It is similar to the compact graph of SC-PCCs (see [2, Fig. 5a]), except that information node u_t is represented by nodes $u_{t,r}$ and $u_{t,o}$, where node $u_{t,r}$ connects the upper and lower factor nodes via q edges, respectively.

¹With some abuse of language, we sometimes refer to a variable node representing a sequence as the sequence itself.

The proposed GSC-PCC ensembles belong to the class of turbo-like code ensembles [29, Def. 2]. Under the assumption of ideal interleaving and windowed BCJR decoding schedule [30, Ch. 6.4], one can show that the corresponding computation graph is a tree with probability converging to one as the blocklength of the convolutional component codes tends to infinity by using the arguments from [30, Th. 3.49]. Concentration around the ensemble average can then be shown by following [29, Th. 1]. Finally, to perform DE for GSC-PCC ensembles, we let the window size of the windowed BCJR decoding tend to infinity [30, Ch. 6.5].

B. Density Evolution

Since GSC-PCCs are newly proposed, it is natural to study their behavior under a fundamental channel model, i.e., the BEC model, first. For this model, the exact decoding threshold for turbo-like codes can be rigorously analyzed [2]. In addition, the results in [10], [16], [21] suggest that several good classes of spatially-coupled codes for the BEC also perform well over other channels. Hence, we focus on the BEC in this work in order to fully understand the behavior of the proposed codes.

Let ϵ denote the channel erasure probability of the BEC. For a rate-1/2 convolutional code, we let $f_s^U(\cdot)$ and $f_p^U(\cdot)$ denote the transfer functions of the upper decoder for information and parity bits, respectively, where x and y correspond to the input erasure probabilities for information and parity bits, respectively. Similarly, let $f_s^L(\cdot)$ and $f_p^L(\cdot)$ denote the transfer functions of the lower decoder for information and parity bits, respectively. The exact input/output transfer functions of a convolutional code under the BCJR decoding on the BEC can be explicitly derived by using the methods in [31], [32].

1) *Uncoupled Ensembles*: As shown in Fig. 2(a), $p_U^{(\ell)}$ and $q_U^{(\ell)}$ represent the output erasure probability of factor node f^U for information and parity bits, respectively, after ℓ decoding iterations. Similarly, $p_L^{(\ell)}$ and $q_L^{(\ell)}$ denote the output erasure probability of f^L for information and parity bits, respectively.

The DE update equation for the output erasure probability of the information bits at node f^U is

$$p_U^{(\ell)} = f_s^U \left(\epsilon q \lambda \left(p_U^{(\ell-1)} \right)^{q-1} \left(p_L^{(\ell)} \right)^q + \epsilon (1 - q \lambda) p_L^{(\ell)}, \epsilon \right), \quad (3)$$

where $(1 - q\lambda)$ and $q\lambda$ are the weights of the erasure probability of \mathbf{u}_o and \mathbf{u}_r , respectively, determined by the ratios of their lengths over K' (the input length of the upper and lower convolutional encoder), $\epsilon q \lambda (p_U^{(\ell-1)})^{q-1} (p_L^{(\ell)})^q$ is the weighted extrinsic erasure probability from node \mathbf{u}_r to node f^U while the powers on $p_U^{(\ell-1)}$ and $p_L^{(\ell)}$ are due to the repetition at the upper and lower encoders, $\epsilon(1 - q\lambda)p_L^{(\ell)}$ is the weighted extrinsic erasure probability from node \mathbf{u}_o to node f^U , and finally the average erasure probability from node \mathbf{v}^U to node f^U is ϵ .

The DE update equation for the output erasure probability of the parity bits at node f^U , i.e., $q_U^{(\ell)}$, can be obtained by replacing the transfer function $f_s^U(\cdot)$ by $f_p^U(\cdot)$. To obtain the DE update equations for $p_L^{(\ell)}$ and $q_L^{(\ell)}$ at node f^L , we can

simply interchange p_U and p_L and replace $f^U(\cdot)$ by $f^L(\cdot)$ in (3).

2) *Coupled Ensembles*: Based on the compact graph in Fig. 2(b), we denote by $p_{U,t}^{(\ell)}$ and $q_{U,t}^{(\ell)}$ the output erasure probability of f^U for information and parity bits, respectively, at time t and after ℓ decoding iterations. Similarly, $p_{L,t}^{(\ell)}$ and $q_{L,t}^{(\ell)}$ denote the output erasure probability of f^L for information and parity bits, respectively. We also define the average erasure probability from f^U and f^L to \mathbf{u}_t as $\bar{p}_{U,t}^{(\ell-1)}$ and $\bar{p}_{L,t}^{(\ell-1)}$, respectively, where

$$\bar{p}_{U,t}^{(\ell-1)} = \frac{1}{m+1} \sum_{j=0}^m p_{U,t+j}^{(\ell-1)}, \quad (4)$$

$$\bar{p}_{L,t}^{(\ell-1)} = \frac{1}{m+1} \sum_{j=0}^m p_{L,t+j}^{(\ell-1)}. \quad (5)$$

By using (4) and (5), as well as taking into account the partial repetition of information bits, we obtain the DE update for the erasure probability of the information bits at f^U as

$$\begin{aligned} p_{U,t}^{(\ell)} &= f_s^U \left(\frac{\epsilon}{m+1} \sum_{k=0}^m \left(q \lambda \left(\bar{p}_{L,t-k}^{(\ell-1)} \right)^q \left(\bar{p}_{U,t-k}^{(\ell-1)} \right)^{q-1} \right. \right. \\ &\quad \left. \left. + (1 - q \lambda) \bar{p}_{L,t-k}^{(\ell-1)} \right), \epsilon \right) \\ &= f_s^U \left(\frac{\epsilon}{m+1} \sum_{k=0}^m \left(q \lambda \left(\frac{1}{m+1} \sum_{j=0}^m p_{L,t+j-k}^{(\ell-1)} \right)^q \right. \right. \\ &\quad \left. \left. \times \left(\frac{1}{m+1} \sum_{j=0}^m p_{U,t+j-k}^{(\ell-1)} \right)^{q-1} \right. \right. \\ &\quad \left. \left. + \frac{1 - q \lambda}{m+1} \sum_{j=0}^m p_{L,t+j-k}^{(\ell-1)} \right), \epsilon \right). \end{aligned} \quad (6)$$

To avoid repetition, we omit the DE equations for the erasure probability of the parity bits at f^U as well as the DE equations at node f^L as they can be trivially obtained from (6).

C. Random Puncturing

To increase the code rate, we consider random puncturing of parity bits.

Let $\rho \in [0, 1]$ denote the fraction of surviving parity bits after puncturing. For such a randomly punctured code sequence transmitted over the BEC with erasure probability ϵ , the erasure probability of the parity sequence becomes $\epsilon_\rho = 1 - (1 - \epsilon)\rho$ [33, Eq. 4]. As a result, the DE equations for the punctured uncoupled and coupled ensembles can be obtained by substituting $\epsilon_\rho \rightarrow \epsilon$ for the average erasure probability from node \mathbf{v}^U to node f^U in (3) and that from node \mathbf{v}_t^U to node f^U in (6), respectively.

After puncturing, the code rates of both uncoupled and coupled ensembles (considering $L \rightarrow \infty$) become

$$R = \frac{1 - (q-1)\lambda}{\left(\frac{1}{R_0} - 1 \right) \rho + 1 - (q-1)\lambda}. \quad (7)$$

Given (R_0, R, q, λ) , then ρ is uniquely determined.

D. Decoding Thresholds

We compute the decoding thresholds over the BEC by using the DE equations derived in the previous section. We consider 4-state, rate-1/2 convolutional encoders with generator polynomial (1, 5/7) in octal notation for both upper and lower encoders. Given a target code rate $R \in \left[\frac{1}{q\left(\frac{1}{R_0}-1\right)+1}, 1 \right)$ and coupling memory m , we optimize the repetition ratio λ in order to maximize the iterative decoding threshold for various q . The optimized repetition ratios and the corresponding thresholds for the uncoupled ensembles (denoted by λ and ϵ_{BP} , respectively)² and coupled ensembles with coupling memory m (denoted by $\lambda^{(m)}$ and $\epsilon_{BP}^{(m)}$, respectively) are reported in Table I and Table II, respectively. Note that the optimal λ could be a range of values because these λ lead to the same decoding threshold up to the fourth decimal place, which we believe have sufficient accuracy. To numerically show threshold saturation, in Table II we report the MAP threshold of the uncoupled ensembles (ϵ_{MAP}) and the minimum coupling memory (m_{min}) for which the decoding threshold $\epsilon_{BP}^{(m=m_{min})}$ is the same as ϵ_{MAP} up to the fourth decimal place. The gap between the decoding threshold $\epsilon_{BP}^{(m=m_{min})}$ and the corresponding BEC capacity (denoted by $\Delta_{SH} = 1 - R - \epsilon_{BP}^{(m=m_{min})}$) is also included. Since turbo-like code ensembles including uncoupled PCCs with partial repetition, can be described by using factor graphs, the MAP threshold can be computed by using the area theorem³ [25, Lemma 4.4]

$$R = \int_{\epsilon_{MAP}}^1 h^{BP}(\epsilon) d\epsilon \stackrel{(a)}{=} \int_{\epsilon_{MAP}}^1 R\bar{p}(\epsilon) + (1-R)\bar{q}(\epsilon) d\epsilon, \quad (8)$$

where R is the target code rate, $h^{BP}(\epsilon)$ is the asymptotic average BP extrinsic information transfer (EXIT) function, $\bar{p}(\epsilon)$ and $\bar{q}(\epsilon)$ denote the average extrinsic erasure probability for information bits and parity bits, respectively, and (a) follows from [34, Eq. (2)]. By using [2, Lemma 1], one can show that $\epsilon(x)$, the solution to the fixed point DE equation based on (3), is increasing on $x \in [x_{BP}, 1]$, where $\epsilon(x_{BP}) = \epsilon_{BP}$ gives the BP threshold. The average extrinsic erasure probabilities are computed by

$$\begin{aligned} \bar{p}(\epsilon) &= q\lambda \left(p_U^{(\infty)}\right)^q \left(p_L^{(\infty)}\right)^q + (1-q\lambda) p_U^{(\infty)} p_L^{(\infty)}, \quad (9) \\ \bar{q}(\epsilon) &= \frac{1}{2} f_p^U \left(\epsilon q \lambda \left(p_U^{(\infty)}\right)^{q-1} \left(p_L^{(\infty)}\right)^q \right. \\ &\quad \left. + \epsilon (1-q\lambda) p_L^{(\infty)}, 1 - (1-\epsilon)\rho \right) \\ &\quad + \frac{1}{2} f_p^L \left(\epsilon q \lambda \left(p_L^{(\infty)}\right)^{q-1} \left(p_U^{(\infty)}\right)^q \right) \end{aligned}$$

²The decoding of turbo-like codes comprises BCJR decoding for convolutional component codes while the message exchange between BCJR component decoders follows the extrinsic message passing rule. Hence, we refer to the threshold under iterative message passing decoding with BCJR component decoding as BP threshold.

³Although the MAP threshold given by the area theorem is an upper bound, we opt to drop the term ‘‘upper bound’’ for simplicity as the numerical results show that the thresholds of the coupled ensembles converge to this upper bound. For this reason, we conjecture that the area theorem gives the true MAP threshold of the uncoupled PCC ensembles with partial repetition.

$$+ \epsilon (1-q\lambda) p_U^{(\infty)}, 1 - (1-\epsilon)\rho \Big). \quad (10)$$

For comparison purposes, we list the decoding thresholds of SC-PCCs [2] and PIC-TCs [21], which all use the same convolutional encoder as that for GSC-PCCs, in Table II. Except the rate-1/3 SC-PCC which reaches its lowest rate, the rest of the codes all require puncturing on the parity bits. Note that SC-PCCs can be seen as a special case of the proposed GSC-PCCs with $q = 1$ or $\lambda = 0$ while PIC-TCs only have a fraction of information bits repeated twice, i.e., $q = 2$. Since PIC-TCs do not show threshold saturation [21], their MAP threshold and the BP threshold of the underlying uncoupled ensemble are unknown. Hence, we show their iterative decoding threshold for $m = 1000$ under the column of ϵ_{MAP} .

First, it can be observed that the thresholds of GSC-PCCs surpass those of PIC-TCs and SC-PCCs for the same coupling memories and same code rates even for $q = 2$ and puncturing. Although all codes exhibit a larger Δ_{SH} with increasing the fraction of punctured bits, the proposed GSC-PCCs can close this gap by increasing q . Particularly, the BP thresholds of GSC-PCCs improve with increasing q for all the considered code rates and coupling memories. On the other hand, uncoupled PCCs with partial repetition have worse performance than coupled ensembles and their BP thresholds do not always improve with q . Intuitively, the BP threshold would improve if the extrinsic information of each convolutional decoder, i.e., BCJR decoder, becomes more reliable. However, increasing the repetition factor q does not necessarily lead to more reliable extrinsic information as the large number of repetition (without coupling) could cause some bias. Meanwhile, puncturing is required to compensate the code rate reduction introduced by repetition, which subsequently reduces the BP threshold. For a large enough coupling memory, threshold saturation effect can be observed for GSC-PCCs. It is also worth noting that the optimal repetition ratio λ approaches $1/q$ when m is large in most cases, e.g., $m \geq m_{min}$, suggesting that choosing $\lambda = 1/q$ is sufficient for the proposed codes to universally achieve their MAP thresholds.

We also compare the decoding thresholds between GSC-PCCs and SC-LDPC codes [11]. Since both SC-LDPC codes and GSC-PCCs are capacity-achieving (as we will see in Section IV-B), we are interested in their performance by taking into account rate loss due to termination, i.e., under finite coupling length L . As an example, we consider two GSC-PCC ensembles with (1, 5/7) and (1, 15/13) convolutional component codes with $q \in \{2, 3\}$, $\lambda \in \{0.5, 0.3\}$, and $m \in \{2, 3\}$, respectively. Moreover, we consider a (3, 6) SC-LDPC ensemble and a (4, 8) SC-LDPC ensemble with coupling widths 2 and 3, respectively, as two benchmark codes. We denote by R_{term} the design rate of a terminated spatially coupled ensemble. The gaps to the BEC capacity ($1 - R_{term} - \epsilon_{BP}^{(m)}$) versus L for the aforementioned four codes are shown in Fig. 3.

Observe that the proposed GSC-PCC ensembles have a smaller gap to capacity than that for the SC-LDPC ensembles with the same coupling memory (width). This is because GSC-PCC ensembles have less rate loss and a larger threshold than

TABLE I
OPTIMAL REPETITION RATIO OF GSC-PCCs

Rate	q	λ	$\lambda^{(m=1)}$	$\lambda^{(m=3)}$	$\lambda^{(m=5)}$
3/4	2	[0.287, 0.313]	0.5	0.5	0.5
3/4	4	0.172	[0.201, 0.206]	0.24	0.25
3/4	6	0.13	0.137	[0.152, 0.154]	[0.162, 0.163]
1/2	2	[0.184, 0.213]	0.44	0.5	0.5
1/2	4	0.147	[0.187, 0.188]	0.23	0.25
1/2	6	0.12	0.131	[0.150, 0.151]	[0.156, 0.160]
1/3	2	[0.088, 0.124]	[0.37, 0.39]	0.5	0.5
1/3	4	[0.107, 0.108]	[0.162, 0.172]	[0.216, 0.229]	0.25
1/3	6	[0.104, 0.105]	[0.121, 0.122]	[0.138, 0.146]	[0.151, 0.158]
1/4	2	[0.036, 0.072]	[0.319, 0.353]	0.5	0.5
1/4	4	[0.083, 0.086]	[0.152, 0.162]	[0.216, 0.229]	0.24
1/4	6	0.112	[0.112, 0.116]	[0.134, 0.143]	[0.143, 0.158]

TABLE II
ITERATIVE DECODING THRESHOLDS OF GSC-PCCs, SC-PCCs AND PIC-TCs

Rate	Ensemble	q	ϵ_{BP}	$\epsilon_{BP}^{(m=1)}$	$\epsilon_{BP}^{(m=3)}$	$\epsilon_{BP}^{(m=5)}$	ϵ_{MAP}	m_{min}	Δ_{SH}
3/4	PIC-TC	2	-	0.2307	0.2337	0.2344	0.2351	1000	0.0149
	SC-PCC	1	0.1854	0.1876	0.1876	0.1876	0.1876	1	0.0624
		2	0.2115	0.2326	0.2352	0.2352	0.2352	3	0.0148
	GSC-PCC	4	0.2268	0.2380	0.2430	0.2443	0.2444	6	0.0056
		6	0.2218	0.2406	0.2442	0.2457	0.2466	9	0.0034
1/2	PIC-TC	2	-	0.4865	0.4906	0.4920	0.4934	1000	0.0066
	SC-PCC	1	0.4606	0.4689	0.4689	0.4689	0.4689	1	0.0311
		2	0.4698	0.4907	0.4938	0.4938	0.4938	3	0.0062
	GSC-PCC	4	0.4849	0.4940	0.4969	0.4978	0.4979	6	0.0021
		6	0.4747	0.4952	0.4974	0.4982	0.4988	9	0.0012
1/3	PIC-TC	2	-	0.6576	0.6615	0.6625	0.6640	1000	0.0027
	SC-PCC	1	0.6428	0.6553	0.6553	0.6553	0.6553	1	0.0113
		2	0.6446	0.6627	0.6647	0.6647	0.6647	3	0.0020
	GSC-PCC	4	0.6583	0.6642	0.6656	0.6660	0.6661	6	0.0006
		6	0.6512	0.6648	0.6658	0.6661	0.6663	8	0.0004
1/4	PIC-TC	2	-	0.7425	0.7459	0.7466	0.7483	1000	0.0017
	SC-PCC	1	0.7313	0.7478	0.7491	0.7491	0.7491	3	0.0009
	GSC-PCC	4	0.7413	0.7487	0.7495	0.7497	0.7497	5	0.0003
		6	0.7406	0.7490	0.7496	0.7497	0.7498	6	0.0002

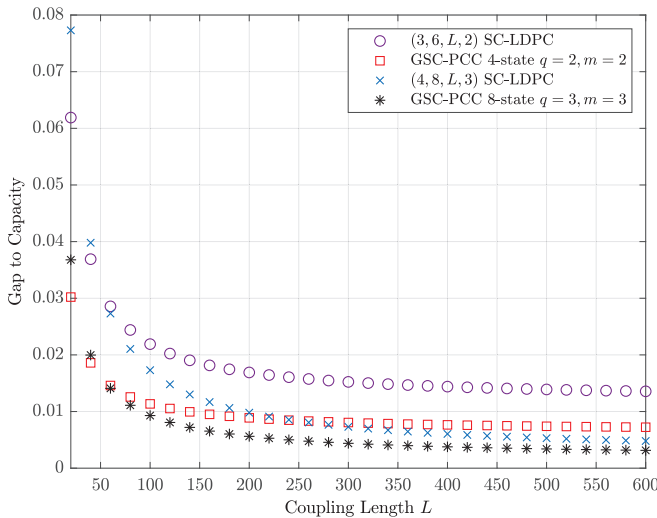


Fig. 3. Gap to the BEC capacity for GSC-PCCs and SC-LDPC codes with target rate 1/2.

SC-LDPC ensembles. For example, the GSC-PCC ensemble with $(q, L, m) = (2, 50, 2)$ has a rate 0.4950 and a threshold of 0.4936 while the $(3, 6, 50, 2)$ SC-LDPC ensemble has a rate of 0.48 and a threshold of 0.4881. Hence, the proposed

GSC-PCCs have rate and threshold advantages over SC-LDPC codes.

IV. THRESHOLD SATURATION AND CAPACITY-ACHIEVING

In this section, we first analytically prove that threshold saturation occurs for GSC-PCCs. We then utilize this property to further prove that the proposed codes achieve capacity. Finally, some useful properties in relation to the threshold behavior of GSC-PCCs are presented.

A. Threshold Saturation

We consider identical upper and lower encoders for simplicity. Thus, for uncoupled PCCs with partial repetition, we can define $f_s \triangleq f_s^U = f_s^L$ and $x^{(\ell)} \triangleq p_L^{(\ell)} = p_U^{(\ell)}$. The DE equation in (3) can be written as a fixed point recursive equation

$$x^{(\ell)} = f_s \left(q\epsilon\lambda \left(x^{(\ell-1)} \right)^{2q-1} + \epsilon(1-q\lambda)x^{(\ell-1)}, 1 - (1-\epsilon)\rho \right) \quad (11a)$$

$$= f \left(g \left(x^{(\ell-1)} \right); \epsilon \right), \quad (11b)$$

where (11b) is due to using the following definitions

$$f(x; \epsilon) \triangleq f_s(\epsilon x, 1 - (1 - \epsilon)\rho), \quad (12)$$

$$g(x) \triangleq q\lambda x^{2q-1} + (1 - q\lambda)x. \quad (13)$$

First, we note that the following properties hold due to [2, Lemma 1] and [2, Lemma 2]:

- 1) $f(x; \epsilon)$ is increasing in both arguments $x, \epsilon \in (0, 1]$;
- 2) $f(0; \epsilon) = f(\epsilon; 0) = g(0) = 0$;
- 3) $f(x; \epsilon)$ has continuous second derivatives on $[0, 1]$ with respect to all arguments.

Moreover, it is easy to see that $g'(x) > 0, \forall x \in (0, 1]$, and $g''(x)$ exists and is continuous $\forall x \in [0, 1]$. Therefore, the DE recursion in (11) forms a scalar admissible system [26, Def. 1].

For the above scalar admissible system, the potential function [26, Def. 2] is

$$U(x; \epsilon) = xg(x) - G(x) - F(g(x); \epsilon) \quad (14a)$$

$$= \left(q - \frac{1}{2} \right) \lambda x^{2q} + \frac{1}{2} (1 - q\lambda)x^2 - \int_0^{q\lambda x^{2q-1} + (1-q\lambda)x} f_s(\epsilon z, 1 - (1-\epsilon)\rho) dz, \quad (14b)$$

where (14b) follows from

$$F(x; \epsilon) = \int_0^x f(z; \epsilon) dz = \int_0^x f_s(\epsilon z, 1 - (1-\epsilon)\rho) dz, \quad (15)$$

$$G(x) = \int_0^x g(z) dz = \frac{1}{2} \lambda x^{2q} + \frac{1}{2} (1 - q\lambda)x^2. \quad (16)$$

The following definitions are useful in the subsequent analysis.

Definition 1. The single system threshold of an admissible system is defined as [26], [35]

$$\epsilon_s = \sup \{ \epsilon \in [0, 1] : U'(x; \epsilon) > 0, \forall x \in (0, 1] \}. \quad (17)$$

In our case, ϵ_s is the BP threshold of the uncoupled ensembles. The fixed point for the recursive equation in (11) is $x = 0$ for $\epsilon < \epsilon_s$, and converges to a non-zero fixed point otherwise.

Definition 2. The potential threshold of an admissible system is defined as [26], [35]

$$\epsilon_c = \sup \left\{ \epsilon \in [0, 1] : \min_{x \in [u(\epsilon), 1]} U(x; \epsilon) \geq 0, u(\epsilon) > 0 \right\}, \quad (18)$$

where

$$u(\epsilon) = \sup \{ \tilde{x} \in [0, 1] : f(g(x); \epsilon) < x, x \in (0, \tilde{x}) \}, \quad (19)$$

is the minimum unstable fixed point for $\epsilon > \epsilon_s$.

Example 1. The potential functions for the rate-1/2 uncoupled ensemble built from two (1, 5/7) convolutional codes for various q are shown in Fig. 4. In this example, we set $\lambda = 1/q$. The channel erasure probability ϵ is set to the values of the potential thresholds, which are shown in the legend of Fig. 4. It can be seen that the potential thresholds match with the MAP thresholds in Table II. ■

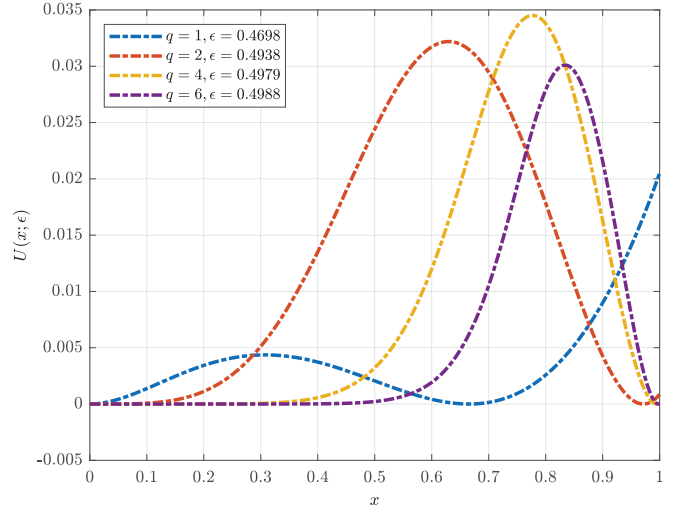


Fig. 4. Potential functions of the uncoupled PCC ensembles with $\lambda = 1/q$ for rate-1/2.

As for the coupled system, we can rewrite the DE equation from (6) into the following by letting $x_t^{(\ell)} \triangleq \bar{p}_{L,t}^{(\ell)} = \bar{p}_{U,t}^{(\ell)}$.

$$x_t^{(\ell)} = \frac{1}{1+m} \sum_{j=0}^m f_s \left(\frac{\epsilon}{1+m} \sum_{k=0}^m \left(q\lambda \left(x_{t+j-k}^{(\ell-1)} \right)^{2q-1} + (1-q\lambda)x_{t+j-k}^{(\ell-1)} \right), 1 - (1-\epsilon)\rho \right) \quad (20a)$$

$$= \frac{1}{1+m} \sum_{j=0}^m f \left(\frac{1}{1+m} \sum_{k=0}^m g \left(x_{t+j-k}^{(\ell-1)} \right); \epsilon \right). \quad (20b)$$

Then, we have the following theorem.

Theorem 1 (Threshold Saturation). For the spatially-coupled system defined in (20) and any $\epsilon < \epsilon_c$, where ϵ_c is the potential threshold associated with the potential function in (14), the only fixed point of the recursion in (20) is $\mathbf{x} = \mathbf{0}$ as $L \rightarrow \infty$, $m \rightarrow \infty$ and $L \gg m$.

Proof: The proof follows from [26, Theorem 1]. ■

Therefore, the BP threshold of GSC-PCC ensembles saturates to the potential threshold. We have further verified numerically that the potential threshold coincides with the MAP threshold computed via the area theorem (see (8)). As a result, the BP thresholds of GSC-PCCs even when q is very large can be easily found via computing either the potential thresholds by using Definition 2 or the MAP thresholds by using the area theorem [34] as in (8). Consider GSC-PCCs with identical upper and lower 2-state, 4-state and 8-state component convolutional encoders with generator polynomials (1, 1/3), (1, 5/7) and (1, 15/13), respectively. We report the potential thresholds of the uncoupled ensembles with various q (denoted by $\epsilon_c^{(q)}$) for different rates in Table III. Here, we choose $\lambda = 1/q$ as we observe from Tables I-II that this choice allows GSC-PCCs to achieve their respective MAP thresholds as m goes large.

Table III shows that the potential thresholds of uncoupled PCCs with partial repetition improve as q increases. The

TABLE III
POTENTIAL THRESHOLDS OF UNCOUPLED PCCs WITH PARTIAL REPETITION

Rate	States	$\epsilon_c^{(q=1)}$	$\epsilon_c^{(q=2)}$	$\epsilon_c^{(q=3)}$	$\epsilon_c^{(q=4)}$	$\epsilon_c^{(q=5)}$	$\epsilon_c^{(q=6)}$	$\epsilon_c^{(q=50)}$
9/10	2	0.0285	0.0751	0.0846	0.0888	0.0913	0.0928	0.0992
	4	0.0582	0.0882	0.0932	0.0952	0.0963	0.0970	0.0996
	8	0.0769	0.0940	0.0966	0.0977	0.0982	0.0986	0.0998
4/5	2	0.0661	0.1582	0.1747	0.1819	0.1859	0.1884	0.1987
	4	0.1391	0.1848	0.1915	0.1941	0.1955	0.1964	0.1996
	8	0.1698	0.1930	0.1962	0.1975	0.1981	0.1985	0.1998
3/4	2	0.0895	0.2027	0.2217	0.2298	0.2343	0.2372	0.2486
	4	0.1876	0.2352	0.2418	0.2444	0.2457	0.2466	0.2496
	8	0.2204	0.2435	0.2466	0.2477	0.2483	0.2486	0.2498
2/3	2	0.1375	0.2811	0.3027	0.3116	0.3165	0.3196	0.3318
	4	0.2772	0.3209	0.3266	0.3288	0.3299	0.3306	0.3330
	8	0.3080	0.3282	0.3307	0.3316	0.3321	0.3323	0.3332
1/2	2	0.2808	0.4520	0.4727	0.4809	0.4854	0.4881	0.4987
	4	0.4689	0.4938	0.4968	0.4979	0.4985	0.4988	0.4998
	8	0.4863	0.4976	0.4989	0.4993	0.4995	0.4996	0.4999
1/3	2	0.5000	0.6352	0.6493	0.6548	0.6576	0.6594	0.6659
	4	0.6553	0.6647	0.6657	0.6661	0.6662	0.6663	0.6667
	8	0.6621	0.6659	0.6663	0.6665	0.6665	0.6665	0.6667

thresholds also improve as the number of states of the component convolutional codes increases. When q is large, the potential thresholds of all the ensembles approach the BEC capacity for all the considered rates. In particular, even the potential thresholds for the ensembles with 2-state component convolutional codes are within 0.002 to the BEC capacity when $q = 50$. This suggests that the BP thresholds of GSC-PCCs can achieve the BEC capacity as q tends to infinity regardless of the number of states of the component convolutional codes. Hence, one can simply increase the repetition factor q to obtain a GSC-PCC with its decoding threshold very close to the BEC capacity for any given component convolutional code while it is difficult for the SC-TCs in [2] to further improve their thresholds without changing the component codes. In the next section, we prove that the proposed GSC-PCCs can in fact achieve the BEC capacity.

B. Achieving Capacity

In this section, we prove that GSC-PCC ensembles with $(1, 1/3)$ component codes achieve capacity by proving that the potential threshold tends to the BEC capacity as q tends to infinity.

First, we let $\lambda = 1/q$ as this simple choice suffices to allow GSC-PCCs to achieve the largest threshold as m becomes large. As a result, the potential function in (14) simplifies to

$$U(x; \epsilon) = \left(1 - \frac{1}{2q}\right) x^{2q} - \int_0^{x^{2q-1}} f_s(\epsilon z, 1 - (1 - \epsilon)\rho) dz, \quad (21)$$

where $\rho = \frac{R_0(1-R)}{qR(1-R_0)}$ due to (7). Then, we state the main result of this section in the following.

Theorem 2. The rate- R GSC-PCC ensemble with $(1, 1/3)$ convolutional component codes achieves at least a fraction $1 - \frac{R}{R+q}$ of the BEC capacity under BP decoding.

Proof: See Appendix A. ■

Corollary 1 follows immediately from Theorem 2.

Corollary 1. The GSC-PCC ensemble with $(1, 1/3)$ convolutional component codes achieves the BEC capacity under BP decoding as $q \rightarrow \infty$.

Remark 1. To prove Theorem 2, we choose to use the potential function as the key tool rather than the area theorem because the potential function only involves the transfer function of the information bits of the component decoder while the area theorem requires the transfer functions of both information and parity bits. It is also interesting to see that the GSC-PCC ensemble constructed from 2-state convolutional component codes has a multiplicative gap to the BEC capacity and the gap vanishes as $q \rightarrow \infty$. Generalizing the result of Theorem 2 to the GSC-PCC ensembles with any component convolutional codes is highly non-trivial because the transfer functions of different component decoders have to be derived separately. In particular, when the number of states is large, the derivation for the transfer function becomes extremely cumbersome and the exact analytical expression would be much more complicated than that of the 2-state code in (28) (e.g., [32, Tables I-II]). However, Theorem 2 together with the results of Table III strongly suggest that the proposed code ensembles with any given component convolutional codes also achieve capacity. ■

Although obtaining an analytical expression for the potential threshold of GSC-PCCs with any given component convolutional codes is difficult, we establish in the next section some useful properties of the proposed codes to allow us to better understand how their decoding thresholds behave.

C. Useful Properties of GSC-PCCs

In this section, we further investigate some properties of GSC-PCCs by establishing the links between the decoding thresholds of the proposed coupled codes, the strength of the component codes, and the repetition factor (Propositions 1-2 below). Following from the previous analysis, we fix $\lambda = 1/q$.

Since the subsequent analysis only involves the transfer function of the information bits, we drop the subscript “s”

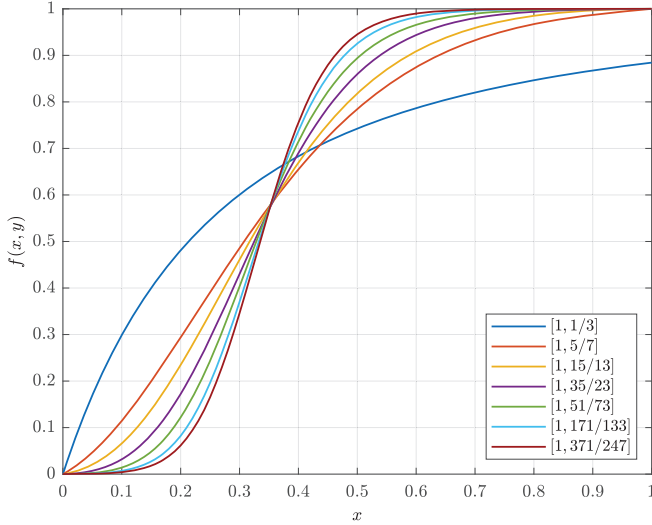


Fig. 5. Transfer functions of information bits for various convolutional codes.

from the transfer function for simplicity. Before proceeding, we present a useful result from [25, Lemma 7.5].

Lemma 1. Consider a convolutional code \mathcal{C} with code rate $R_C \geq 1/2$. Its decoder's transfer function for the information bits satisfies

$$\int_0^1 f(x, y) dx = 2 - y + \frac{1}{R_C}(y - 1). \quad (22)$$

Proof: Please refer to the proof of [25, Lemma 7.5]. ■

For the convolutional code with rate-1/2, (22) simplifies to

$$\int_0^1 f(x, y) dx = y. \quad (23)$$

Now, we present the first property that gives the relationship between the strength of the component convolutional code and the decoding threshold of the corresponding coupled codes.

Proposition 1. Consider two convolutional codes \mathcal{C}_1 and \mathcal{C}_2 with their decoders' transfer functions for the information bits, denoted by $f_1(x, y)$ and $f_2(x, y)$, respectively, satisfying

$$\begin{cases} f_1(x, y) < f_2(x, y), \forall x \in (z, 1) \\ f_1(x, y) > f_2(x, y), \forall x \in (0, z), \end{cases} \quad (24)$$

for some $z \in (0, 1)$ and any fixed $y \in (0, 1)$. The potential thresholds of the coupled systems based on \mathcal{C}_1 and \mathcal{C}_2 , denoted by $\epsilon_c(\mathcal{C}_1)$ and $\epsilon_c(\mathcal{C}_2)$, respectively, satisfy the following condition under the same repetition factor $q < \infty$,

$$\epsilon_c(\mathcal{C}_2) > \epsilon_c(\mathcal{C}_1). \quad (25)$$

Proof: See Appendix B. ■

Proposition 1 explains the reason why GSC-PCC ensembles built from convolutional codes with a larger number of states have better decoding threshold than those with a lower number of states as reported in Table III. This is because a convolutional code with a larger number of states usually achieves a lower bit erasure rate at a lower input erasure probability while achieving a higher bit erasure rate at a higher input erasure probability compared to a convolutional code

with a smaller number of states. In Fig. 5, we show the output erasure probability of various transfer functions for $x \in [0, 1]$ and $y = 0.66$. One can see that any pair of the considered convolutional codes in the figure satisfying (24). Thus, when q is fixed and finite, one can use a convolutional code which performs better at a low input erasure probability (not necessarily with a large number of states) to construct a GSC-PCC ensemble with improved decoding threshold. Although we only show one value for y in the figure, we have experimentally verified that the relationships in (24) hold for all the considered convolutional codes with several values of $y \in (0, 1)$.

Remark 2. If we want to prove that the condition in (24) holds for any pair of convolutional codes, we must explicitly derive and inspect their decoders' transfer functions. However, we can show that $f_1(x, y)$ and $f_2(x, y)$ intersect at $x \in (0, 1)$ with a finite number of points. Due to (23), the following holds

$$\int_0^1 f_1(x, y) dx = \int_0^1 f_2(x, y) dx \quad (26)$$

$$\Rightarrow \int_0^1 f_1(x, y) - f_2(x, y) dx = 0. \quad (27)$$

If $f_1(x, y)$ and $f_2(x, y)$ do not intersect, then it must be true that either $f_1(x, y) > f_2(x, y)$ or $f_1(x, y) < f_2(x, y), \forall x \in (0, 1)$. However, this is contradictory to (27). Hence $f_1(x, y)$ and $f_2(x, y)$ must intersect. In addition, it is impossible for equation $f_1(x, y) = f_2(x, y)$ to have an infinite number of solutions in $x \in (0, 1)$ because the transfer function of a convolutional decoder is a rational function whose numerator and denominator are polynomials with finite degrees [32]. ■

The next property shows the relationship between the decoding threshold of GSC-PCC ensembles, and the repetition factor q . Specifically, we investigate the conditions under which the threshold improves with q .

Proposition 2. Consider a GSC-PCC ensemble constructed from a convolutional code with decoder transfer function $f(x, y)$. The potential threshold ϵ_c improves with q if both of following conditions are satisfied:

1) The fixed point DE equation in (11), i.e., $f(\epsilon x^{2q-1}, 1 - (1 - \epsilon)\rho) = x$, only has two solutions in $x \in (0, 1)$ for $\epsilon \in (\epsilon_s, 1 - R)$, where ϵ_s is the BP threshold;

2) The output of the recursive DE equation in (11) with initial condition $x^{(0)} = 1$, as $\ell \rightarrow \infty$, i.e., $x^{(\infty)}$, increases with q .

Proof: See Appendix C. ■

To show that both conditions in Proposition 2 hold, we use specific examples. In Fig. 6, we show the values of function $f(\epsilon x^{2q-1}, 1 - (1 - \epsilon)\rho)$ for the convolutional code with generator polynomial $(1, 15/13)$ for various q . In this example, we set $R = 4/5$ and $\epsilon = 0.1698 > \epsilon_s$. One can see that all the curves of the transfer function and line $y = x$ have two intersection points (also known as stationary points according to [26, Def. 3]) while the value of each intersection point increases with q . For the ensemble considered in Example 1, it can be observed from Fig. 4 that the stationary points of its potential function in (21) also increase with q . Hence, we

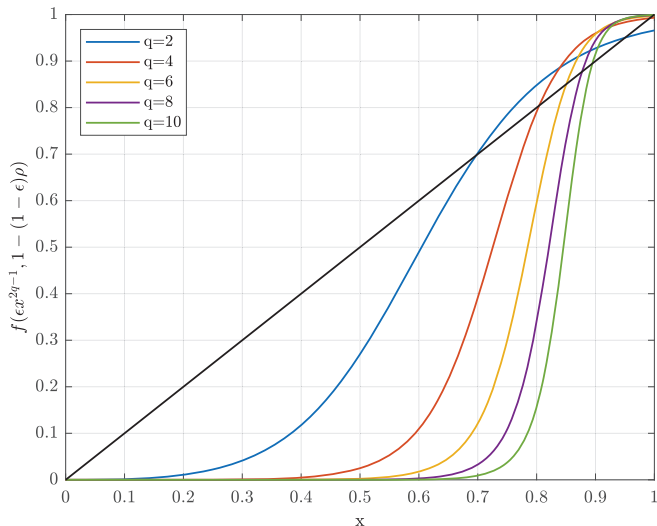


Fig. 6. Outputs of the transfer functions of an 8-state convolutional code with various q and $R = 4/5$.

expect that the transfer function of any convolutional decoder satisfies both conditions in Proposition 2. To this end, the decoding threshold of general GSC-PCC ensembles can be shown to improve with q until reaching capacity, which is similar to the case considered in Theorem 2.

Remark 3. The potential function in (21) is related to that of uncoupled generalized LDPC (GLDPC) codes [7]. More precisely, it is associated with the GLDPC codes whose constraint nodes are convolutional codes, e.g., [36]. This can be seen by noting that our potential function is a half-iteration shift of the density evolution recursion of an uncoupled GLDPC ensemble by swapping f in (12) and g in (13) [35, Section II-D]. Since both coupled systems share many similarities [35, Lemma 11], the analysis on the potential threshold of our coupled system can be used for the GLDPC counterpart. We also note that the repetition ratio of GSC-PCCs, λ , can be made irregular, analogous to the irregular variable node degrees of GLDPC codes. However, Tables I-II already show that the BP threshold of GSC-PCCs is close to the corresponding MAP threshold by optimizing λ only. Moreover, the analysis in this section demonstrates that regular repetition, i.e., $\lambda = 1/q$, is sufficient to achieve capacity. ■

V. SIMULATION RESULTS

In this section, we show the finite length performance of the proposed codes. Unless specified otherwise, we use random interleaving and random parity puncturing (random for each channel realization) in the simulation. In addition, each error point is obtained by collecting at least 300 decoding errors.

A. Performance on the BEC

We consider GSC-PCCs with identical upper and lower convolutional encoders of generator polynomial $(1, 5/7)$. We set $K = 10000$, $L = 100$, $m = 1$, $q \in \{2, 4\}$, and $R \in \{1/3, 1/2\}$. The values of λ are chosen according to Table I. The bit erasure rate (BER) and the BP thresholds for

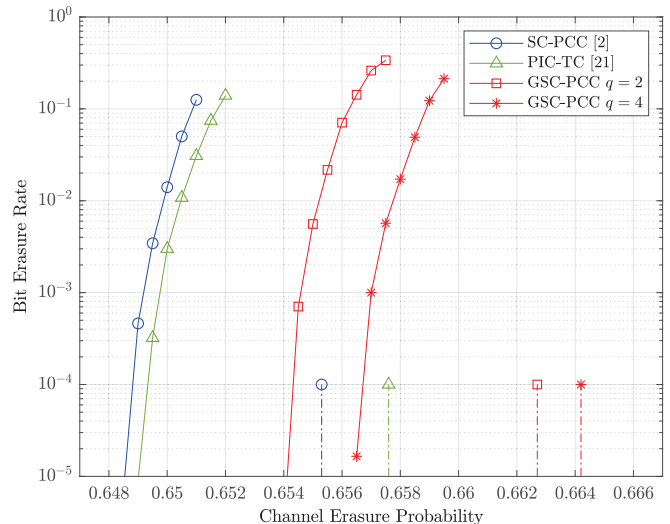


Fig. 7. BER performance (solid lines) and density evolution thresholds (dash lines) of GSC-PCCs with target rate $1/3$.

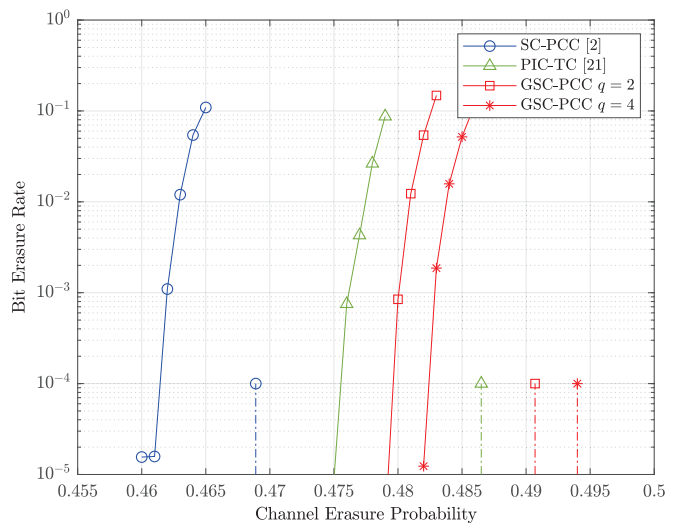


Fig. 8. BER performance (solid lines) and density evolution thresholds (dash lines) of GSC-PCCs with target rate $1/2$.

GSC-PCCs are shown in Fig. 7. In the same figure, we also plot the BER and decoding thresholds of SC-PCCs [2] and PIC-TCs [21] for comparison purposes. For fair comparison, the benchmark codes and GSC-PCCs have the same target code rate, input message length, coupling length, and coupling memory. To show the best possible performance, all codes are under full decoding of the entire spatial code chain and hence they have the same decoding latency [37].

We observe that for both rates, GSC-PCCs perform better than SC-PCCs and PIC-TCs and the performance gains are in agreement with the DE results. This also confirms that the optimal design of λ is effective. It is interesting to see that choosing $q = 2$ is sufficient to allow GSC-PCCs outperform SC-PCCs and PIC-TCs while for $q = 4$ the proposed codes have a noticeable performance gain over those with $q = 2$. Although the BER of uncoupled PCCs is not shown in the figure, one can clearly see that the actual performance of GSC-

PCCs at a BER of 10^{-5} is much better than the BP thresholds of uncoupled PCCs with the same q (see Table II) or without repetition (see [2, Table II]). It should be noted that the BER performance of GSC-PCCs can be further improved by using a larger q according to our analysis in Section III and Section IV.

B. A Criterion For Coupling Bits Selection

From Sections III-IV, we know that the excellent threshold is reported for GSC-PCC ensembles which naturally assume random selection of information bits (due to random interleaving). In contrast, the error performance of a GSC-PCC with a fixed code structure can be affected by the selection of coupled information bits.

When the selection of coupling bits is completely random, it is possible that some of the information bits in $\mathbf{u}_{t,r}$ (i.e., the information bits to be repeated) and their $q - 1$ replicas can appear in both $\mathbf{u}_{t,t+j}^U$ and $\mathbf{u}_{t,t+j}^L$ for some $j \in \{0, \dots, m\}$. In other words, these bits and their $q - 1$ replicas are encoded by the upper and lower convolutional component encoders at the same time instant. In this case, these bits cannot benefit from coupling as no extrinsic information from the component codewords at other time instants can be obtained. To enable the exchange of extrinsic information between coupling blocks via these repeated bits, we introduce a simple criterion of selecting coupled bits. That is, each bit in $\mathbf{u}_{t,r}$ and its $q - 1$ replicas should not appear in $\mathbf{u}_{t,t+j}^U$ and $\mathbf{u}_{t,t+j}^L$ at the same time instant, i.e., the repeated bits spread across different time instants. In what follows, we show that by incorporating this criterion in GSC-PCCs, a noticeable gain can be attained compared to totally random selection of coupling bits.

We adopt the same settings as in the simulation for Fig. 7, except that the employed random interleavers should ensure coupling bits satisfying the aforementioned criterion. The BER performance of the proposed codes under the selected coupling bits (labeled as ‘‘Designed CP’’) and that under random selection of coupling bits (labeled as ‘‘Random CP’’) is shown in Fig. 9. Observe that for both $q = 2$ and $q = 4$, the error performance is improved.

C. Performance on the AWGN Channel

In this section, we provide the simulation for bit error rate (BER) versus bit signal-to-noise ratio E_b/N_0 for GSC-PCCs, PIC-TCs [21] and SC-LDPC codes [11] on the AWGN channel. We have also simulated the frame error rate (FER). Since all FER curves show a similar trend as that for all BER curves, we do not include the FER performance due to the space limitations.

First, we consider that all codes have a target rate $R = 1/2$ and coupling length $L = 50$. For both GSC-PCCs with $q = 2$ and PIC-TCs, we set $K = 1000$ and $m = 1$. To see the impacts of interleaving, puncturing, and changing of component codes on the finite length performance of GSC-PCCs, we will evaluate the performance of six GSC-PCCs listed in Table IV. Here, for fixed puncturing, we use a periodic puncturing pattern by following [39, Section VII-A]. To obtain the fixed interleavers, we first randomly generate more than 60

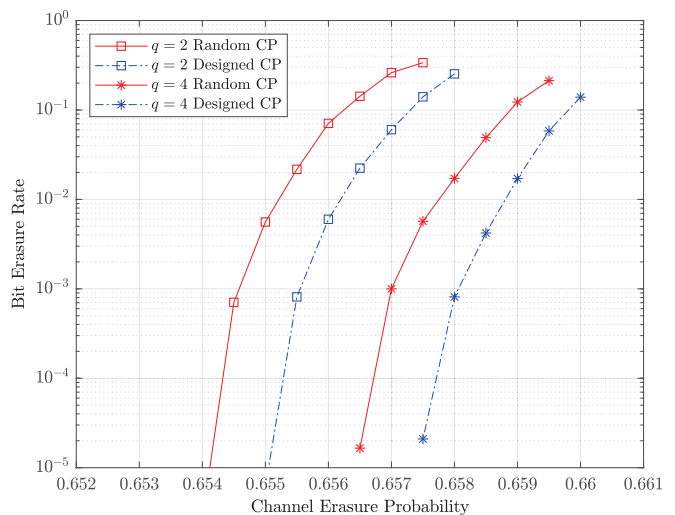


Fig. 9. BER of GSC-PCCs with target rate 1/3 and under the proposed coupled bits selection criterion.

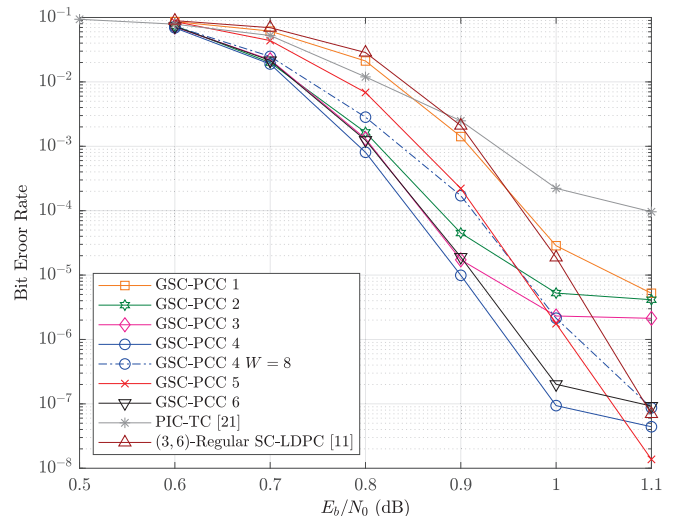


Fig. 10. BER of GSC-PCCs, PIC-TCs and SC-LDPC with target rate 1/2.

sets of interleavers such that the resultant coupling bits satisfy the criterion in Section V-B. Then, we simulate the BER at an E_b/N_0 of 1 dB and find the set of interleavers that lead to the lowest BER. For the code that uses the interleavers from the LTE standard [38, Table 5.1.3-3], the lower interleaving function is obtained via $\Pi^L = \Pi^{-1}(\Pi^U(\Pi_{\text{LTE}}))$ while the other interleavers are random. Here, Π^{-1} denotes the deinterleaving function corresponding to Π , and Π_{LTE} denotes the LTE interleaving function. This ensures that the minimum distance of the resultant GSC-PCC ensemble is lower bounded by that of the corresponding uncoupled ensemble using LTE interleavers [16, Eq. 2]. One can also employ Π_{LTE} at Π^L by following the design principle in [16, Eq. 2], which does not change the error rate performance of the codes. The benchmark PIC-TC is with $(1, 5/7)$ convolutional component codes, random interleaving and puncturing, and coupling ratio following [21, Table II]. The benchmark $(3, 6, 50, 2)$ SC-LDPC code is constructed by following [11], which has a coupling width of 2 and a

TABLE IV
FIVE GSC-PCCS USED FOR SIMULATIONS IN FIG. 10

GSC-PCC	Component Codes	λ	Interleaving	Puncturing	$\epsilon_{BP}^{(m=1)}$
1	(1, 5/7)	0.44	Random	Random	0.4907
2	(1, 15/13)	0.31	Random	Random	0.4935
3	(1, 15/13)	0.31	Random	Fixed	0.4935
4	(1, 15/13)	0.31	Fixed	Fixed	0.4935
5	(1, 15/13)	0.375	Fixed	Fixed	0.4928
6	(1, 15/13)	0.306	Random & LTE [38]	Fixed	0.4935

lifting factor of 1000. The maximum intra-block and inter-block decoding iterations for all turbo-like codes are set to 20 while the maximum BP decoding iterations for SC-LDPC codes are set to 1000. Apart from all the aforementioned codes that are under full decoding, we also showcase an example of the proposed codes, i.e., GSC-PCC 4, using sliding window decoding with a window size $W = 8$. The BER versus E_b/N_0 is in Fig. 10.

It can be seen that all the GSC-PCCs outperform the benchmark PIC-TC and SC-LDPC code in terms of waterfall performance on the AWGN channel. Particularly, the GSC-PCC under windowed decoding with a decoding latency of 8000 bits still perform better than the SC-LDPC code and PIC-TC under full decoding with a decoding latency of 50000 bits in the waterfall region. In addition, the GSC-PCCs with a larger BEC decoding threshold reported in Table IV has a better waterfall performance compared to those with a smaller threshold. This means that the excellent performance of the proposed codes on the BEC can be carried over to the AWGN channel. It is also interesting to note that the GSC-PCCs under fixed interleaving and puncturing achieve better waterfall and error floor than their random counterparts. Fig. 10 also shows that using LTE interleavers is beneficial to the proposed GSC-PCCs. We stress that optimizing independently the interleavers leads to high error floors, as shown in our figures and discussed in [40]. The performance in the error floor region can be significantly improved by using time-varying blockwise convolutional interleavers [40]. Furthermore, a joint design of the interleavers and puncturing patterns [41] is also necessary to reduce further the error floor. However, the design of interleavers is beyond the scope of this paper. Finally, observe that the GSC-PCC with a large λ has a lower error floor than that with a small λ and comparable error floor performance to the benchmark SC-LDPC code. Therefore, with a small m and finite blocklength, λ plays a key role in the trade-off between waterfall and error floor. That said, it is expected that when m becomes large, choosing the maximum λ , i.e., $\lambda = 1/q$, will result in very good waterfall and error floor.

VI. CONCLUSIONS

We introduced generalized spatially-coupled parallel concatenated codes, which can be seen as a generalization of the conventional SC-PCCs and have a similar structure to that of PIC-TCs. We derived the density evolution equations for the proposed codes and found the decoding threshold via optimizing the fraction of repeated information bits. By using the potential function argument, we analytically proved that the proposed codes exhibit threshold saturation. Then,

we rigorously proved that the GSC-PCC ensemble with 2-state convolutional component codes achieves capacity as the repetition factor tends to infinity and numerically showed that the results can be generalized to GSC-PCC ensembles with other convolutional component codes. To gain more insights into the decoding performance of the proposed codes, the relationships between the strength of the component convolutional codes, decoding threshold of the corresponding GSC-PCCs, and the repetition factor were established. Simulation results of BER under finite blocklength were provided to show that the proposed codes outperform existing class of spatially-coupled codes constructed from component PCCs (or turbo codes).

APPENDIX A PROOF OF THEOREM 2

First, the decoder transfer function for the information bits of (1, 1/3) convolutional codes can be derived by following [32] as

$$f_s(x, y) = \frac{xy(2 - 2y + xy)}{(1 - y + xy)^2}. \quad (28)$$

Therefore,

$$\int_0^a f_s(xz, y) dz = \frac{xya^2}{xya - y + 1}, \quad (29)$$

and the potential function becomes

$$U(x; \epsilon) = \left(1 - \frac{1}{2q}\right) x^{2q} - \frac{\epsilon(1 - (1 - \epsilon)\rho)x^{4q-2}}{\epsilon(1 - (1 - \epsilon)\rho)x^{2q-1} - (1 - (1 - \epsilon)\rho) + 1}. \quad (30)$$

Next, we find the necessary condition which $\epsilon \in (0, 1)$ has to fulfill such that $U(x; \epsilon) \geq 0, \forall x \in (0, 1]$. We have

$$U(x; \epsilon) \geq 0 \Rightarrow \left(1 - \frac{1}{2q}\right) x^{2q} - \frac{\epsilon(1 - (1 - \epsilon)\rho)x^{4q-2}}{\epsilon(1 - (1 - \epsilon)\rho)x^{2q-1} - (1 - (1 - \epsilon)\rho) + 1} \geq 0 \quad (31a)$$

$$\Rightarrow \frac{\epsilon(1 - (1 - \epsilon)\rho)x^{2q-2}}{\epsilon(1 - (1 - \epsilon)\rho)x^{2q-1} - (1 - (1 - \epsilon)\rho) + 1} \leq \frac{2q - 1}{2q} \quad (31b)$$

$$\Rightarrow 2q\epsilon(1 - \rho + \epsilon\rho)x^{2q-2} - (2q - 1)\epsilon(1 - \rho + \epsilon\rho)x^{2q-1} + (2q - 1)(1 - \rho + \epsilon\rho) - (2q - 1) \leq 0 \quad (31c)$$

$$\Rightarrow \epsilon(1 - \rho + \epsilon\rho)(2qx^{2q-2} - (2q - 1)x^{2q-1}) - \rho(2q - 1)(1 - \epsilon) \leq 0 \quad (31d)$$

$$\begin{aligned} &\Rightarrow \epsilon^2 x^{2q-2} \left(\frac{2q}{2q-1} - x \right) \\ &\quad + \epsilon \left(x^{2q-2} \left(\frac{2q}{2q-1} - x \right) \frac{1-\rho}{\rho} + 1 \right) - 1 \leq 0 \quad (31e) \\ &\Rightarrow (\epsilon - \epsilon_1)(\epsilon - \epsilon_2) \leq 0, \quad (31f) \end{aligned}$$

where ϵ_1 and ϵ_2 are the roots of the quadratic function of (31e). Specifically,

$$\begin{aligned} \epsilon_1 &= \frac{-b - \sqrt{b^2 - 4ac}}{2a} \\ &= \frac{-\left(\frac{1-\rho}{\rho}a + 1\right) - \sqrt{\left(\frac{1-\rho}{\rho}a + 1\right)^2 + 4a}}{2a} < 0, \quad (32) \end{aligned}$$

$$\begin{aligned} \epsilon_2 &= \frac{-b + \sqrt{b^2 - 4ac}}{2a} \\ &= \frac{-\left(\frac{1-\rho}{\rho}a + 1\right) + \sqrt{\left(\frac{1-\rho}{\rho}a + 1\right)^2 + 4a}}{2a} > 0, \quad (33) \end{aligned}$$

where we have used the following definitions for ease of presentation

$$a \triangleq x^{2q-2} \left(\frac{2q}{2q-1} - x \right) > 0, \quad (34)$$

$$b \triangleq x^{2q-2} \left(\frac{2q}{2q-1} - x \right) \frac{1-\rho}{\rho} + 1 = \frac{1-\rho}{\rho}a + 1 > 0, \quad (35)$$

$$c \triangleq -1. \quad (36)$$

Since $\epsilon_1 < 0 < \epsilon_2$, it then remains to find x such that ϵ_2 reaches its minimum. This is because we want to ensure that $U(x; \epsilon) \geq 0$ for any $\epsilon < \min_{x \in (0,1]} \epsilon_2$. By taking the following first order partial derivative,

$$\begin{aligned} \frac{\partial \epsilon_2}{\partial x} &= \frac{\partial \epsilon_2}{\partial a} \cdot \frac{\partial a}{\partial x} \\ &= \frac{\sqrt{\left(\frac{1-\rho}{\rho}a + 1\right)^2 + 4a} - \frac{1+\rho}{\rho}a - 1}{2a^2 \sqrt{\left(\frac{1-\rho}{\rho}a + 1\right)^2 + 4a}} \\ &\quad \times \left(\frac{2q(2q-2)}{2q-1} x^{2q-3} - (2q-1)x^{2q-2} \right), \quad (37) \end{aligned}$$

we note that ϵ_2 is strictly decreasing in $x \in \left(0, \frac{4q(q-1)}{2q-1}\right)$ and strictly increasing in $x \in \left(\frac{4q(q-1)}{2q-1}, 1\right]$. This can be seen by first noting that the partial derivative $\frac{\partial \epsilon_2}{\partial a}$ satisfies

$$\frac{\partial \epsilon_2}{\partial a} = \sqrt{\left(\frac{1-\rho}{\rho}a + 1\right)^2 + 4a} - \frac{1+\rho}{\rho}a - 1 < 0, \quad (38)$$

due to the fact that

$$\left(\frac{1-\rho}{\rho}a + 1\right)^2 + 4a - \left(\frac{1+\rho}{\rho}a + 1\right)^2 = -\frac{4a^2}{\rho} < 0. \quad (39)$$

In addition, it is easy to see that the partial derivative $\frac{\partial a}{\partial x} = \frac{2q(2q-2)}{2q-1} x^{2q-3} - (2q-1)x^{2q-2}$ is strictly increasing in

$x \in \left(0, \frac{4q(q-1)}{2q-1}\right)$ and strictly decreasing in $x \in \left(\frac{4q(q-1)}{2q-1}, 1\right]$. Therefore,

$$x = \arg \min_{x \in (0,1]} \epsilon_2 = \frac{4q(q-1)}{(2q-1)^2}. \quad (40)$$

Note that in order to ensure $x > 0$, one should have $q \geq 2$ ($q = 1$ corresponds to the case of SC-PCCs [2]).

The potential threshold can be obtained by substituting (40) into (33),

$$\epsilon_c = \epsilon_2 = \frac{-\left(\frac{1-\rho}{\rho}a + 1\right) + \sqrt{\left(\frac{1-\rho}{\rho}a + 1\right)^2 + 4a}}{2a} \quad (41a)$$

$$\begin{aligned} &= -\left(\frac{1-\rho}{2\rho} + \frac{1}{2a}\right) \\ &\quad + \sqrt{\frac{(a+\rho)^2 + 2a\rho(\rho-a) + a^2\rho^2}{4a^2\rho^2}} \quad (41b) \end{aligned}$$

$$\begin{aligned} &\geq -\left(\frac{1-\rho}{2\rho} + \frac{1}{2a}\right) \\ &\quad + \sqrt{\frac{(a+\rho)^2 + 2a\rho(\rho-a) + a^2\rho^2 \left(\frac{\rho-a}{\rho+a}\right)^2}{4a^2\rho^2}} \quad (41c) \end{aligned}$$

$$\begin{aligned} &= -\left(\frac{1-\rho}{2\rho} + \frac{1}{2a}\right) + \sqrt{\frac{\left((a+\rho) + \frac{\rho-a}{\rho+a}a\rho\right)^2}{4a^2\rho^2}} \quad (41d) \end{aligned}$$

$$= -\frac{a+\rho-a\rho}{2a\rho} + \frac{(a+\rho) + \frac{\rho-a}{\rho+a}a\rho}{2a\rho} \quad (41e)$$

$$= \frac{\rho}{a+\rho} \quad (41f)$$

$$= (1-R) \left(1 - \frac{1}{1 + \frac{1}{R(2qa-1)}} \right) \quad (41g)$$

$$\geq (1-R) \left(1 - \frac{R}{R+q} \right), \quad (41h)$$

where in (41g) we have used $\rho = \frac{R_0(1-R)}{qR(1-R_0)} = \frac{1-R}{2qR}$ and (41h) is because

$$\frac{(q+1)(q-\frac{1}{2})^{4q-2}}{q^{2q+1}(q-1)^{2q-2}} = \frac{(q+1)(q-1)}{q^2} \left(\frac{(q-\frac{1}{2})^2}{q(q-1)} \right)^{2q-1} \quad (42a)$$

$$\begin{aligned} &= \left(1 - \frac{1}{q^2}\right) \left(1 + \frac{1}{4(q^2-q)}\right)^{2q-1} \\ &\geq 1, \quad (42b) \end{aligned}$$

which implies that

$$\frac{2^{4q-2} q^{2q} (q-1)^{2q-2}}{(2q-1)^{4q-2}} \leq \frac{q+1}{q} \quad (43a)$$

$$\Rightarrow 2qa - 1 \leq \frac{1}{q} \quad (\text{by (34) \& (40)}). \quad (43b)$$

Note that (42b) holds because the derivative of the LHS of inequality (42b), i.e.,

$$\frac{4 \left(1 + \frac{1}{4(q^2-q)}\right)^{2q} (q-1)^2 \left((2q+2q^2) \ln \left(1 + \frac{1}{4(q^2-q)}\right) - 1\right)}{(2q-1)q^2} \quad (44)$$

is strictly increasing in $q \in [2, 2.91486)$ and strictly decreasing in $q \in (2.91486, \infty)$. Thus, the minimum of the LHS of inequality (42b) is achieved when $q \rightarrow \infty$.

Using Theorem 1, we conclude that the BP threshold of the considered GSC-PCC ensembles with $L \rightarrow \infty$, $m \rightarrow \infty$ and $L \gg m$ is lower bounded by (41h). This completes the proof.

APPENDIX B PROOF OF PROPOSITION 1

We first show that the following inequality is true.

$$\int_0^\vartheta f_1(x, y) dx > \int_0^\vartheta f_2(x, y) dx, \forall \vartheta \in (0, 1). \quad (45)$$

It is immediate that (45) holds for $\vartheta \in (0, z]$ due to the second equality of (24). As for $\vartheta \in (z, 1)$, we have

$$\begin{aligned} \int_0^\vartheta f_1(x, y) dx &= \int_0^1 f_1(x, y) dx - \int_\vartheta^1 f_1(x, y) dx \\ &\stackrel{(23)}{=} \int_0^1 f_2(x, y) dx - \int_\vartheta^1 f_1(x, y) dx \\ &\stackrel{(24)}{>} \int_0^1 f_2(x, y) dx - \int_\vartheta^1 f_2(x, y) dx \\ &= \int_0^\vartheta f_2(x, y) dx. \end{aligned} \quad (46)$$

For the transfer functions satisfying (45), we can show that the potential functions in relation to \mathcal{C}_1 and \mathcal{C}_2 satisfy the following condition for any $x \in (0, 1]$ and $\epsilon \in (0, 1)$.

$$\begin{aligned} &U(x, \epsilon)(\mathcal{C}_2) \\ &= \left(1 - \frac{1}{2q}\right) x^{2q} - \int_0^{x^{2q-1}} f_2(\epsilon z, 1 - (1 - \epsilon)\rho) dz \\ &= \left(1 - \frac{1}{2q}\right) x^{2q} \\ &\quad - \frac{1}{\epsilon} \int_0^{\epsilon x^{2q-1}} f_2(z', 1 - (1 - \epsilon)\rho) dz' \quad (z' \triangleq \epsilon z) \\ &\stackrel{(45)}{>} \left(1 - \frac{1}{2q}\right) x^{2q} - \frac{1}{\epsilon} \int_0^{\epsilon x^{2q-1}} f_1(z', 1 - (1 - \epsilon)\rho) dz' \\ &= U(x, \epsilon)(\mathcal{C}_1). \end{aligned} \quad (47)$$

The inequality in (47) implies that $\exists \epsilon' > \epsilon$ such that $\min_{x \in (0, 1]} U(x, \epsilon)(\mathcal{C}_1) = \min_{x \in (0, 1]} U(x, \epsilon')(\mathcal{C}_2) = 0$. As a result, we obtain (25) by using Definition 2.

APPENDIX C PROOF OF PROPOSITION 2

Consider that the two solutions, x_1 and x_2 , satisfy $0 < x_1 < x_2 < 1$. We first show that the following holds.

$$\begin{cases} f(\epsilon x^{2q-1}, 1 - (1 - \epsilon)\rho) < x, \forall x \in (0, x_1) \cup (x_2, 1] \\ f(\epsilon x^{2q-1}, 1 - (1 - \epsilon)\rho) > x, \forall x \in (x_1, x_2) \end{cases} \quad (48)$$

Recall that the transfer function of any BCJR decoder is strictly increasing in all its arguments [2, Lemma 1]. Thus, it is easy to see that $f(\epsilon x^{2q-1}, 1 - (1 - \epsilon)\rho)$ is also strictly increasing in $x \in (0, 1]$. Since $x > f(\epsilon x^{2q-1}, 1 - (1 - \epsilon)\rho)$ for $x = 1$ and by realizing that x_2 is the largest root of $x = f(\epsilon x^{2q-1}, 1 - (1 - \epsilon)\rho)$, we have

$$x > f(\epsilon x^{2q-1}, 1 - (1 - \epsilon)\rho), \forall x \in (x_2, 1]. \quad (49)$$

Since x_1 is the smallest non-zero root, then for $\forall x \in (0, x_1)$, one must have either $x < f(\epsilon x^{2q-1}, 1 - (1 - \epsilon)\rho)$ or $x > f(\epsilon x^{2q-1}, 1 - (1 - \epsilon)\rho)$. If the former holds, then the following must be true

$$x^{(\ell)} = f(\epsilon(x^{(\ell-1)})^{2q-1}, 1 - (1 - \epsilon)\rho) > x^{(\ell-1)}, \quad (50)$$

$$\Rightarrow x^{(\infty)} = f(\epsilon(x^{(\infty)})^{2q-1}, 1 - (1 - \epsilon)\rho) = x_1 > 0. \quad (51)$$

This means that even given an initial condition very close to 0, i.e., $x^{(0)} \rightarrow 0$, the iterative system defined by the recursion in (50) will never converge to 0 as $\ell \rightarrow \infty$, which is not true. Hence, one can only have the following

$$x > f(\epsilon x^{2q-1}, 1 - (1 - \epsilon)\rho), \forall x \in (0, x_1). \quad (52)$$

However, there must exist a region on which $x < f(\epsilon x^{2q-1}, 1 - (1 - \epsilon)\rho)$ because the condition $\epsilon > \epsilon_s$ leads to $U'(x; \epsilon) \leq 0, \exists x \in (0, 1)$ according to Definition 1 and $f(\epsilon x^{2q-1}, 1 - (1 - \epsilon)\rho)$ is increasing with ϵ . The only possible region for such condition to hold is $x \in (x_1, x_2)$. This leads to (48).

As for the largest root, the following conditions hold due to Definition 2 and (49)

$$\begin{aligned} x_2 &= \arg \min_{x \in (0, 1]} U(x; \epsilon) = x^{(\infty)} \\ &= f(\epsilon(x^{(\infty)})^{2q-1}, 1 - (1 - \epsilon)\rho), \\ x^{(0)} &= 1. \end{aligned} \quad (53)$$

Using (48) and (53), we obtain the following system of equations by letting $\epsilon = \epsilon_c$

$$\begin{cases} U(x_2, \epsilon_c) = 0 \\ U'(x_2, \epsilon_c) = 0 \end{cases} \Rightarrow \begin{cases} \left(1 - \frac{1}{2q}\right) x_2^{2q} - \int_0^{x_2^{2q-1}} f(\epsilon_c z, 1 - (1 - \epsilon_c)\rho) dz = 0 \\ x_2 = f(\epsilon_c x_2^{2q-1}, 1 - (1 - \epsilon_c)\rho) = 0 \end{cases} \quad (54)$$

Given a specific transfer function f , one can solve for ϵ_c as a function of q from the above equations. Since the transfer function of any convolutional decoder cannot be expressed as a universal closed form, we instead look at the following derivative

$$\frac{\partial \epsilon_c(q)}{\partial q} = \frac{\partial \epsilon_c(x_2, q)}{\partial x_2} \cdot \frac{\partial x_2(\epsilon_c, q)}{\partial q}, \quad (55)$$

where $\epsilon_c(x_2, q)$ is the solution of the first equation in (54), and $x_2(\epsilon_c, q)$ is the solution of the second equation in (54). Consider $x'_2 \in (x_2, 1)$. Then, the following holds

$$(49) \Rightarrow U'(x; \epsilon) > 0, \forall x \in (x_2, 1) \quad (56a)$$

$$\begin{aligned} \Rightarrow U(x'_2; \epsilon_c(x_2, q)) &> U(x_2; \epsilon_c(x_2, q)) \\ &= U(x'_2; \epsilon_c(x'_2, q)) = 0 \end{aligned} \quad (56b)$$


$$\Rightarrow \epsilon_c(x'_2, q) > \epsilon_c(x_2, q) \quad (56c)$$

$$\Rightarrow \frac{\partial \epsilon_c(x_2, q)}{\partial x_2} > 0, \quad (56d)$$

where (56c) follows from the fact that $U(x; \epsilon)$ is strictly decreasing in $\epsilon \in (0, 1]$ [26], [35]. In addition, with (53) and condition 2), i.e., $x^{(\infty)}$, increases with q , it is immediate that $\frac{\partial x_2(\epsilon_c, q)}{\partial q} > 0$. Therefore, $\frac{\partial \epsilon_c(q)}{\partial q} > 0$, which means that the potential threshold ϵ_c improves with q .

REFERENCES

- [1] M. Qiu, X. Wu, J. Yuan, and A. Graell i Amat, "Generalized spatially coupled parallel concatenated convolutional codes with partial repetition," in *Proc. IEEE Int. Symp. Inf. Theory (ISIT)*, Jul. 2021, pp. 581–586.
- [2] S. Moloudi, M. Lentmaier, and A. Graell i Amat, "Spatially coupled turbo-like codes," *IEEE Trans. Inf. Theory*, vol. 63, no. 10, pp. 6199–6215, Oct. 2017.
- [3] C. Berrou, A. Glavieux, and P. Thitimajshima, "Near shannon limit error-correcting coding and decoding: Turbo-codes," in *Proc. IEEE Int. Conf. Commun. (ICC)*, vol. 2, May 1993, pp. 1064–1070.
- [4] B. Vucetic and J. Yuan, *Turbo Codes: Principles and Applications*. Norwell, MA, USA: Kluwer Academic Publishers, 2000.
- [5] R. G. Gallager, "Low-density parity-check codes," *MIT Press*, 1963.
- [6] A. Jimenez Felstrom and K. S. Zigangirov, "Time-varying periodic convolutional codes with low-density parity-check matrix," *IEEE Trans. Inf. Theory*, vol. 45, no. 6, pp. 2181–2191, Sep. 1999.
- [7] R. Tanner, "A recursive approach to low complexity codes," *IEEE Trans. Inf. Theory*, vol. 27, no. 5, pp. 533–547, Sep. 1981.
- [8] M. Lentmaier, A. Sridharan, D. J. Costello, and K. S. Zigangirov, "Iterative decoding threshold analysis for LDPC convolutional codes," *IEEE Trans. Inf. Theory*, vol. 56, no. 10, pp. 5274–5289, Oct. 2010.
- [9] S. Kudekar, T. J. Richardson, and R. L. Urbanke, "Threshold saturation via spatial coupling: Why convolutional LDPC ensembles perform so well over the BEC," *IEEE Trans. Inf. Theory*, vol. 57, no. 2, pp. 803–834, Feb. 2011.
- [10] S. Kudekar, T. Richardson, and R. L. Urbanke, "Spatially coupled ensembles universally achieve capacity under belief propagation," *IEEE Trans. Inf. Theory*, vol. 59, no. 12, pp. 7761–7813, Dec. 2013.
- [11] D. G. M. Mitchell, M. Lentmaier, and D. J. Costello, "Spatially coupled LDPC codes constructed from protographs," *IEEE Trans. Inf. Theory*, vol. 61, no. 9, pp. 4866–4889, Sep. 2015.
- [12] B. P. Smith, A. Farhood, A. Hunt, F. R. Kschischang, and J. Lodge, "Staircase codes: FEC for 100 Gb/s OTN," *J. Lightw. Technol.*, vol. 30, no. 1, pp. 110–117, Jan. 2012.
- [13] F. R. Kschischang, B. J. Frey, and H. A. Loeliger, "Factor graphs and the sum-product algorithm," *IEEE Trans. Inf. Theory*, vol. 47, no. 2, pp. 498–519, Feb. 2001.
- [14] S. Benedetto, D. Divsalar, G. Montorsi, and F. Pollara, "Serial concatenation of interleaved codes: performance analysis, design, and iterative decoding," *IEEE Trans. Inf. Theory*, vol. 44, no. 3, pp. 909–926, May 1998.
- [15] W. Zhang, M. Lentmaier, K. S. Zigangirov, and D. J. Costello, "Braided convolutional codes: A new class of turbo-like codes," *IEEE Trans. Inf. Theory*, vol. 56, no. 1, pp. 316–331, Jan. 2010.
- [16] S. Moloudi, M. Lentmaier, and A. Graell i Amat, "Spatially coupled turbo-like codes: A new trade-off between waterfall and error floor," *IEEE Trans. Commun.*, vol. 67, no. 5, pp. 3114–3123, 2019.
- [17] M. Mahdavi, M. Umar Farooq, L. Liu, O. Edfors, V. Öwall, and M. Lentmaier, "The effect of coupling memory and block length on spatially coupled serially concatenated codes," in *Proc. IEEE VTC-Spring*, Apr. 2021, pp. 1–7.
- [18] L. Yang, Y. Xie, X. Wu, J. Yuan, X. Cheng, and L. Wan, "Partially information-coupled turbo codes for LTE systems," *IEEE Trans. Commun.*, vol. 66, no. 10, pp. 4381–4392, Oct. 2018.
- [19] A. Larmo, M. Lindström, M. Meyer, G. Pelletier, J. Torsner, and H. Wiemann, "The LTE link-layer design," *IEEE Commun. Mag.*, vol. 47, no. 4, pp. 52–59, Apr. 2009.
- [20] M. Qiu, X. Wu, and J. Yuan, "Density evolution analysis of partially information coupled turbo codes on the erasure channel," in *Inf. Theory Workshop (ITW)*, Aug. 2019, pp. 1–5.
- [21] M. Qiu, X. Wu, A. Graell i Amat, and J. Yuan, "Analysis and design of partially information- and partially parity-coupled turbo codes," *IEEE Trans. Commun.*, vol. 69, no. 4, pp. 2107–2122, Apr. 2021.
- [22] L. Yang, Y. Xie, J. Yuan, X. Cheng, and L. Wan, "Chained LDPC codes for future communication systems," *IEEE Commun. Lett.*, vol. 22, no. 5, pp. 898–901, 2018.
- [23] X. Wu, M. Qiu, and J. Yuan, "Partially information coupled bit-interleaved polar coded modulation," *IEEE Trans. Commun.*, vol. 69, no. 10, pp. 6409–6423, Oct. 2021.
- [24] X. Wu, M. Qiu, and J. Yuan, "Partially information coupled duo-binary turbo codes," in *Proc. IEEE Int. Symp. Inf. Theory (ISIT)*, 2020, pp. 461–466.
- [25] C. Measson, "Conservation laws for coding," Ph.D. dissertation, École polytechnique fédérale de Lausanne, Lausanne, Switzerland, 2006.
- [26] A. Yedla, Y. Jian, P. S. Nguyen, and H. D. Pfister, "A simple proof of threshold saturation for coupled scalar recursions," in *Proc. Int. Symp. Turbo Codes Iterative Inf. Process (ISTC)*, 2012, pp. 51–55.
- [27] N. Pillay, H. Xu, and F. Takawira, "Dual-repeat-punctured turbo codes on AWGN channels," in *Proc. IEEE AFRICON*, 2009, pp. 1–6.
- [28] L. Bahl, J. Cocke, F. Jelinek, and J. Raviv, "Optimal decoding of linear codes for minimizing symbol error rate," *IEEE Trans. Inf. Theory*, vol. 20, no. 2, pp. 284–287, Mar. 1974.
- [29] I. Andriyanova, "Finite-length scaling of turbo-like code ensembles on the binary erasure channel," *IEEE J. Sel. Areas Commun.*, vol. 27, no. 6, pp. 918–927, 2009.
- [30] T. Richardson and R. Urbanke, *Modern Coding Theory*. New York, NY, USA: Cambridge Univ. Press, 2008.
- [31] M. R. Best, M. V. Burnashev, Y. Levy, A. Rabinovich, P. C. Fishburn, A. R. Calderbank, and D. J. Costello, "On a technique to calculate the exact performance of a convolutional code," *IEEE Trans. Inf. Theory*, vol. 41, no. 2, pp. 441–447, 1995.
- [32] B. M. Kurkoski, P. H. Siegel, and J. K. Wolf, "Exact probability of erasure and a decoding algorithm for convolutional codes on the binary erasure channel," in *Proc. IEEE Globecom*, vol. 3, Dec. 2003, pp. 1741–1745.
- [33] D. G. M. Mitchell, M. Lentmaier, A. E. Pusane, and D. J. Costello, "Randomly punctured LDPC codes," *IEEE J. Sel. Areas Commun.*, vol. 34, no. 2, pp. 408–421, 2016.
- [34] C. Measson, R. Urbanke, A. Montanari, and T. Richardson, "Maximum a posteriori decoding and turbo codes for general memoryless channels," in *Proc. IEEE Int. Symp. Inf. Theory (ISIT)*, Sep. 2005, pp. 1241–1245.
- [35] A. Yedla, Y. Jian, P. S. Nguyen, and H. D. Pfister, "A simple proof of Maxwell saturation for coupled scalar recursions," *IEEE Trans. Inf. Theory*, vol. 60, no. 11, pp. 6943–6965, 2014.
- [36] M. U. Farooq, S. Moloudi, and M. Lentmaier, "Generalized LDPC codes with convolutional code constraints," in *Proc. IEEE Int. Symp. Inf. Theory (ISIT)*, 2020, pp. 479–484.
- [37] C. Rächinger, J. B. Huber, and R. R. Müller, "Comparison of convolutional and block codes for low structural delay," *IEEE Trans. Commun.*, vol. 63, no. 12, pp. 4629–4638, 2015.
- [38] 3GPP, "LTE; evolved universal terrestrial radio access (E-UTRA); multiplexing and channel coding," 3rd Generation Partnership Project (3GPP), Tech. Spec., TS 36.212 V17.1.0, Apr. 2022.
- [39] M. Zhu, D. G. M. Mitchell, M. Lentmaier, D. J. Costello, and B. Bai, "Braided convolutional codes with sliding window decoding," *IEEE Trans. Commun.*, vol. 65, no. 9, Sept. 2017.
- [40] M. U. Farooq, A. Graell i Amat, and M. Lentmaier, "Spatially-coupled serially concatenated codes with periodic convolutional permutors," in *Proc. Int. Symp. Turbo Codes Iterative Inf. Process (ISTC)*, 2021, pp. 1–5.
- [41] R. Garzón-Bohórquez, C. Abdel Nour, and C. Douillard, "Protograph-based interleavers for punctured turbo codes," *IEEE Trans. Commun.*, vol. 66, no. 5, pp. 1833–1844, 2018.



Min Qiu (S'15–M'20) received his B.E. (hons.) degree in Electronics and Telecommunications Engineering from the Australian National University, Canberra, Australia, in 2012 and his Ph.D. degree in Electrical Engineering from the University of New South Wales (UNSW), Sydney, Australia, in 2019. He is now a Postdoctoral Research Associate with UNSW. His research interests include coding theory and wireless communications.

He received the Australian Government Research Training Program Scholarship for the duration of his Ph.D. degree, the Australia Awards-Endeavour Research Fellowship in 2018 and the Chinese Government Award for Outstanding Self-Financed Students Abroad in 2019. He was honored as the Exemplary Reviewer of the IEEE TRANSACTIONS ON COMMUNICATIONS in 2018, 2019, and 2021, and the IEEE COMMUNICATIONS LETTERS in 2021. He was also awarded the IEEE Student Travel Grants for attending the IEEE International Symposium on Information Theory (ISIT) 2017, the IEEE Global Communications Conference (GLOBECOM) 2017, and the IEEE International Conference on Communications (ICC) 2019.




Alexandre Graell i Amat (S'01–M'05–SM'10) received the MSc degree in Telecommunications Engineering from the Universitat Politècnica de Catalunya, Barcelona, Catalonia, Spain, in 2001, and the MSc and the PhD degrees in Electrical Engineering from the Politecnico di Torino, Turin, Italy, in 2000 and 2004, respectively. From 2001 to 2002, he was a Visiting Scholar at the Center for Magnetic Recording Research, University of California at San Diego, La Jolla, CA. From 2002 to 2003, he held a visiting appointment with the

Universitat Pompeu Fabra, and the Telecommunications Technological Center of Catalonia, both in Barcelona, Catalonia, Spain. From 2001 to 2004, he held a part-time appointment at STMicroelectronics Data Storage Division, Milan, Italy, as consultant on coding for magnetic recording channels. From 2004 to 2005, he was a Visiting Professor at the Universitat Pompeu Fabra, and a Researcher at the Politecnico di Torino. In 2007, 2008, 2009 and 2013 he held visiting appointments at the Institute for Telecommunications Research of the University of South Australia, Adelaide, Australia. From 2006 to 2011 he was with the Department of Electronics of IMT Atlantique (former ENST Bretagne), Brest, France. In 2011, he joined the Department of Electrical Engineering, Chalmers University of Technology, Gothenburg, Sweden, where he is currently a Professor. Since 2019, he has also been an Adjunct Research Scientist with Simula UiB, Bergen, Norway. His research interests include coding theory with application to distributed computing, privacy and security, random access, and optical communications.

Prof. Graell i Amat is a Senior Member of the IEEE and is currently serving as Area Editor (Coding and Information Theory) for the IEEE TRANSACTIONS ON COMMUNICATIONS. He also served as Editor at Large for the IEEE TRANSACTIONS ON COMMUNICATIONS (2016–2019) and as Associate Editor for the IEEE TRANSACTIONS ON COMMUNICATIONS (2011–2016), the IEEE COMMUNICATIONS LETTERS (2011–2013) and for the European Transactions on Telecommunications (2011–2012). He is the TPC Co-Chair of the IEEE International Symposium on Topics in Coding, Montreal, Canada, September 2020. He was the General Co-Chair of the IEEE International Symposium on Turbo Codes and Iterative Information Processing, Gothenburg, Sweden, August 2012, and of the Swedish Communication Technologies Workshop 2013, Gothenburg, Sweden, August 2013. He received the post-doctoral Juan de la Cierva Fellowship of the Spanish Ministry of Education and Science, and the Marie Curie Intra-European Fellowship of the European Commission. He was awarded the IEEE Communications Society "2010 Europe, Middle East and Africa Region Outstanding Young Researcher Award".



Xiaowei Wu (S'18–M'22) Xiaowei Wu received the B.E., M.Sc., and Ph.D. degrees from the University of New South Wales, Sydney, Australia, in 2014, 2017, and 2022 respectively. She is currently a Post-Doctoral research assistant with Technology and Engineering Center for Space Utilization, Chinese Academy of Sciences. Her research interests include error control coding and coded modulation.



Jinhong Yuan (M'02–SM'11–F'16) received the B.E. and Ph.D. degrees in electronics engineering from the Beijing Institute of Technology, Beijing, China, in 1991 and 1997, respectively. From 1997 to 1999, he was a Research Fellow with the School of Electrical Engineering, University of Sydney, Sydney, Australia. In 2000, he joined the School of Electrical Engineering and Telecommunications, University of New South Wales, Sydney, Australia, where he is currently a Professor and Head of Telecommunication Group with the School. He has

published two books, five book chapters, over 300 papers in telecommunications journals and conference proceedings, and 50 industrial reports. He is a co-inventor of one patent on MIMO systems and four patents on low-density-parity-check codes. He has co-authored four Best Paper Awards and one Best Poster Award, including the Best Paper Award from the IEEE International Conference on Communications, Kansas City, USA, in 2018, the Best Paper Award from IEEE Wireless Communications and Networking Conference, Cancun, Mexico, in 2011, and the Best Paper Award from the IEEE International Symposium on Wireless Communications Systems, Trondheim, Norway, in 2007. He is an IEEE Fellow and currently serving as an Associate Editor for the IEEE TRANSACTIONS ON WIRELESS COMMUNICATIONS and IEEE TRANSACTIONS ON COMMUNICATIONS. He served as the IEEE NSW Chapter Chair of Joint Communications/Signal Processions/Ocean Engineering Chapter during 2011–2014 and served as an Associate Editor for the IEEE TRANSACTIONS ON COMMUNICATIONS 2012–2017. His current research interests include error control coding and information theory, communication theory, and wireless communications.