



On Energy Allocation and Data Scheduling in Backscatter Networks With Multi-Antenna Readers

Downloaded from: <https://research.chalmers.se>, 2026-04-05 19:50 UTC

Citation for the original published paper (version of record):

Movahednasab, M., Pakravan, M., Makki, B. et al (2021). On Energy Allocation and Data Scheduling in Backscatter Networks With Multi-Antenna Readers. IEEE Open Journal of the Communications Society, 2: 1674-1689. <http://dx.doi.org/10.1109/OJCOMS.2021.3094759>

N.B. When citing this work, cite the original published paper.

© 2021 IEEE. Personal use of this material is permitted. Permission from IEEE must be obtained for all other uses, in any current or future media, including reprinting/republishing this material for advertising or promotional purposes, or reuse of any copyrighted component of this work in other works.

On Energy Allocation and Data Scheduling in Backscatter Networks with Multi-antenna Readers

Mohammad Movahednasab, Mohammad Reza Pakravan, *Member, IEEE*,
Behrooz Makki, *Senior Member, IEEE*, and Tommy Svensson, *Senior Member, IEEE*

In this paper, we study the throughput utility functions in buffer-equipped monostatic backscatter communication networks with multi-antenna Readers. In the considered model, the backscatter nodes (BNs) store the data in their buffers before transmission to the Reader. We investigate three utility functions, namely, the sum, the proportional and the common throughput. We design online admission policies, corresponding to each utility function, to determine how much data can be admitted in the buffers. Moreover, we propose an online data link control policy for jointly controlling the transmit and receive beamforming vectors as well as the reflection coefficients of the BNs. The proposed policies for data admission and data link control jointly optimize the throughput utility, while stabilizing the buffers. We adopt the min-drift-plus-penalty (MDPP) method in designing the control policies. Following the MDPP method, we cast the optimal data link control and the data admission policies as solutions of two independent optimization problems which should be solved in each time slot. The optimization problem corresponding to the data link control is non-convex and does not have a trivial solution. Using Lagrangian dual and quadratic transforms, we find a closed-form iterative solution. Finally, we use the results on the achievable rates of finite blocklength codes to study the system performance in the cases with short packets. As demonstrated, the proposed policies achieve optimal utility and stabilize the data buffers in the BNs.

Index Terms—Backscatter communication, radio frequency identification, fairness, min-drift-plus-penalty, Lyapunov optimization, max-min throughput, proportional throughput, sum throughput, finite blocklength analysis, wireless energy transfer, energy harvesting, green communications, Internet of things, IoT.

I. INTRODUCTION

WITH the emergence of the Internet of things (IoT) era, the number of connected devices is increasing rapidly, a great number of which will be portable and low-power [1]. This explosion of the low-powered devices calls for replacing batteries with new energy sources to ensure continuous operation of devices. The major challenges with the battery-powered devices are the increase of the devices' form factor and the high cost for recharging and replacement of the batteries [2]–[5].

Backscatter communication networks (BCNs) are considered to be a prominent solution to low-power and low-cost communications. A BCN comprises a Reader and, possibly, multiple backscattering nodes (BNs) with most bulky and active communication modules moved to the Reader. The BNs transmit data to the Reader via reflecting and modulating the incident radio frequency signal by adapting the level of antenna mismatch to vary the reflection coefficient [4]. Based on the source of the radio frequency signal, which supplies the required energy for communication, three configurations for the BCN, namely, monostatic, bistatic and ambient, are considered. In monostatic configuration, the Reader emits a carrier and receives the backscattered data, while in bistatic configuration one or several power beacons emit carries rather than the Reader itself [6]. Moreover, in ambient BCNs there is no dedicated energy transmitter and the BNs backscatter the existing radio frequency signals, e.g., WiFi or digital television signals [7].

The low-energy transmission efficiency is a major problem in BCNs. However, the studies in, e.g., [8]–[19], show that exploiting multiple antennas increases the energy efficiency remarkably. Considering the energy required for channel training, [8] optimizes the transmit beamforming to maximize the harvested energy by the BNs. In [9], a blind adaptive beamforming scheme is introduced to increase the reading range of the radio frequency identification tags. Also, [10] and [11] propose low complexity algorithms for optimizing the transmit and receive beamforming to maximize the sum and minimum throughput of all BNs, respectively. Considering ambient BCNs, [12]–[17] study the beamforming optimization of a multi-antenna Reader or multi-antenna BNs. In [18] and [19], the achievable diversity order of a multiple-input-multiple-output monostatic BCN is studied. Furthermore, optimizing the reflection coefficients of the BNs is studied in, e.g., [20]–[25], where maximizing energy efficiency, throughput or fairness in the BCNs is investigated.

Along with energy efficiency, one of the challenges of the BCNs is the unpredictability of the channel state and the available energy in ambient configuration, which makes the optimal scheduling difficult. To tackle this problem, stochastic approaches are adopted in [26]–[30] to design online control algorithms. Specifically, in [26]–[28], long-term throughput optimization in ambient BCNs is studied through reinforcement learning methods. Whereas, in [29] the authors use reinforcement learning to propose a data admission and data scheduling policy for a monostatic BCN. Finally, [30] uses min-drift-plus-penalty (MDPP) method to maximize throughput in an ambient BCN.

In this work, we concentrate on optimizing different throughput utility functions in monostatic BCNs with multi-antenna Readers. In our considered model, the BNs store the data in their buffers before transmission to the Reader. As an applica-

M. Movahednasab and M. R. Pakravan are with Sharif University of Technology, Tehran, Iran (Emails: movahednasab@ee.sharif.edu, pakravan@sharif.edu). Behrooz Makki is in Gothenburg, Sweden (Email: behrooz.makki@gmail.com). Tommy Svensson is with Chalmers University of Technology, Gothenburg, Sweden (Email: tommy.svensson@chalmers.se).

tion for such a scenario, one can consider the backscattered data collection sensor networks, where small delays in data collection can be tolerated. We investigate three different utility functions including the sum, the proportional and the common throughput. We design different online admission policies, corresponding to each throughput utility function, to determine how much data can be admitted in the buffers in each time slot. Moreover, we propose an online data link control policy for jointly controlling the transmit and receive beamforming vectors as well as the reflection coefficients of the BNs. The proposed policies for data admission and data link control jointly optimize the throughput utility, while stabilizing the buffers.

Considering the channel state randomness and the buffer-equipped BNs, we adopt the MDPP method in designing the control policies. Following the MDPP method, we cast the optimal data link control and the data admission policies as solutions of two independent optimization problems which should be solved in each time slot. The optimization problem corresponding to the data link control is non-convex and does not have a trivial solution. We transform this problem into an equivalent form, which makes it possible to find a closed-form iterative algorithm that improves the utility in each iteration. Furthermore, considering each utility function, we solve the corresponding data admission problem and find closed-form solutions. Finally, 1) we use the results on the achievable rates of finite blocklength codes [31]–[35] to study the system performance in the cases with short packets, 2) analyze the performance of the BCNs in the cases with different modulation schemes, and 3) verify the effect of the BNs circuit power consumption on the achievable throughput.

The differences in the considered system model and problem formulation makes our paper different from those in the literature. Specifically, this paper is different from [12]–[17], [20]–[22], [24], [26]–[30], because we study a monostatic BCN with a multi-antenna Reader, where we jointly optimize the transmit and receive beamforming vectors. As opposed to [10] and [11], we consider BNs equipped with buffers and simultaneously maximize the throughput utilities and stabilize the buffers. The constraint of buffer stability makes our problem formulation fundamentally different from prior works. Moreover, different from the related literature, we study different throughput utilities in a unified framework, perform finite block-length analysis, compare the results in terms of fairness, and investigate the effect of low order modulations as well as the BNs circuit power consumption on the network performance.

Our analytical and simulations results show the significance of our proposed control policy. Specifically, we show in Theorem 1 that, under the optimal solutions of the link scheduling and data admission problems, the average throughput utility will be within $\mathcal{O}(\frac{1}{V})$ of the optimal utility, where V is a control parameter. Moreover, the level of the stored data in the buffers will be kept under a certain level of $\mathcal{O}(V)$. Furthermore, we compare our proposed schemes for the sum and the common throughput maximization with the benchmarks [10] and [11], respectively, as efficient alternatives in the cases with no buffers, which verifies the optimality of our proposed policy.

Considering finite buffers, we show that the sum throughput utility under our proposed policy achieves the maximum sum channel rate in [10], while stabilizing the data buffers. Whereas, our proposed policy for optimizing the common throughput improves the result in [11], which shows the significant effect of adopting buffers in the BNs. It should be noted that, adopting buffers adds to the complexity of the BNs as well as the hardware cost. Also, buffering the data may increase the data transmission delay. However, our simulation results show that we can achieve the optimal performance with relatively small buffers.

The rest of the paper is organized as follows. The considered system model and our problem formulation are illustrated in Section II. The proposed control policy as well as its performance analysis are presented in Section III. Simulation results are presented in Section IV, and finally, Section V concludes the paper.

Notation: Matrices and vectors are denoted by small and capital boldface letters, respectively. Moreover, unless otherwise mentioned, vectors are single-column matrices. Also, \mathbf{A}^T , \mathbf{A}^H and \mathbf{A}^* denote transpose, conjugate transpose and elementwise conjugate of matrix \mathbf{A} , respectively. Then, \mathbb{R} and \mathbb{C} represent the real and complex number sets, respectively, $|b|$ denotes the absolute value of $b \in \mathbb{R}$ (or the modulus for $b \in \mathbb{C}$) and $\|\mathbf{a}\|$ denotes the norm of vector \mathbf{a} . Finally, $\text{Re}\{b\}$ is used to denote the real part of $b \in \mathbb{C}$, $\mathbb{E}\{\cdot\}$ is the expectation, I_N represents the $N \times N$ identity matrix, and $[b]^+ = \max\{b, 0\}$ for $b \in \mathbb{R}$.

II. SYSTEM MODEL AND PROBLEM FORMULATION

An example of the considered network structure is depicted in Fig. 1. We consider a BCN consisting of a multi-antenna Reader and N single-antenna BNs. Let BN_n , $\forall n \in \mathcal{N} \triangleq \{1, \dots, N\}$, denote the n -th BN in the network. The BNs transmit the data stored in their buffers to the Reader through backscattering the energy emitted by the Reader. While the BNs rely on the Reader energy for data transmission, they have an internal battery which powers up their low-power circuits. Accordingly, the BNs are semi-passive devices and are able to handle data sensing or other internal tasks without the Reader energy [36]–[38]. It should be noted that the considered BCN is different from the typical wireless powered communication networks which follow a harvest then transmit (HTT) protocol. In HTT the nodes harvest the radiated energy from power beacons and then actively transmit their information using the harvested energy. However, in a BCN the BNs have no active component for transmitting data, which significantly reduces their circuit power consumption.

The Reader is equipped with M antennas to focus its emitted energy towards the intended BNs. Moreover, the presence of multiple antennas enables the Reader to receive data from multiple BNs through receive beamforming technique. The Reader adopts a *kind of* full duplex structure and uses a common set of antennas in the transmit and receive path. The transmitted carrier and the received backscatter signal are then separated using circulators. It is important to note that, unlike the conventional full-duplex wireless communication, which implies a simultaneous transmission and reception of two

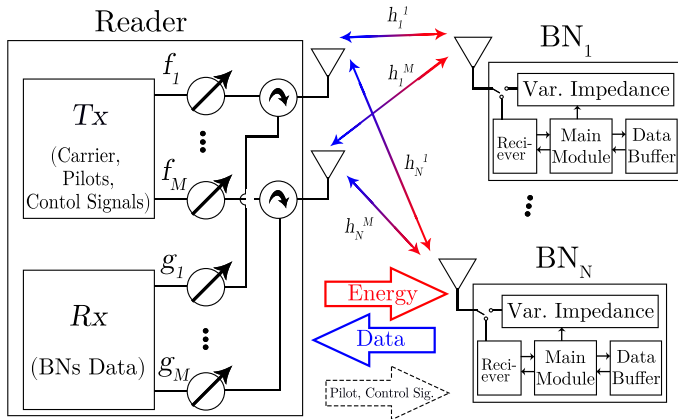


Fig. 1: An example of the Reader and BNs structure. The Reader transmits energy in the downlink, while the BNs transmit data through backscattering the received energy by changing their variable impedance. During the scheduling time, the BNs switch to receive mode and the Reader transmits control signals.

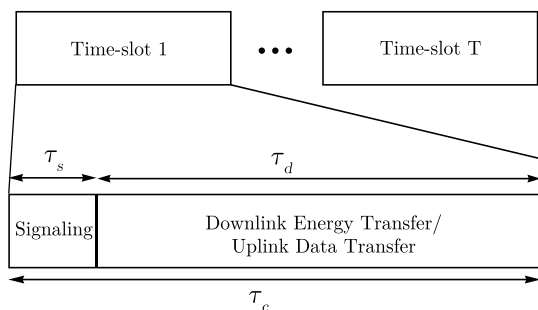


Fig. 2: A time slot structure. At the beginning of each time slot, a small portion of time is devoted to node discovery, channel estimation through pilot transmission and scheduling. In the rest of the time slot the Reader transmits energy, and the BNs transmit data through backscattering.

modulated signals, in BCNs the unmodulated carrier leakage to the receiver of the Reader does not have information and can be efficiently suppressed with low complexity methods [39], [40].

We consider slotted communications as shown in Fig. 2. The time slot duration is equal to channel coherence time τ_c . Accordingly, the channel coefficients are assumed to be constant in a time slot but vary randomly and independently in consecutive time slots. In time slot t , $h_n^m(t) \in \mathbb{C}$, $m = 1, \dots, M$, denotes the channel gain of the reciprocal link between the m -th antenna of the Reader and BN_n , and $\mathbf{h}_n(t) = (h_n^1(t), \dots, h_n^M(t))^T$ is the channel coefficients vector associated with BN_n . The time slots are divided to two intervals for signaling and energy/data transmission which are of length τ_s and τ_d , respectively. The signaling time is devoted to node discovery, channel estimation and scheduling. Note that our proposed policy only requires the end-to-end channel state information (CSI), $\mathbf{h}_n(t)\mathbf{h}_n^T(t)$, which simplifies the CSI estimation process using pilot signals. The Reader then designs its transmit and receive beamforming

for the rest of the time slot. Furthermore, the Reader notifies the BNs how much new data they can admit in their buffers and also sets the values of the reflection coefficients of the BNs. In the energy/data transmission interval, the Reader transmits energy, and concurrently receives the backscattered signal from the BNs. Within the scope of this paper, we concentrate on scheduling the energy transmission and data backscattering. Accordingly, the details of signaling mechanism and the effect of CSI imperfection on system performance is not discussed. Moreover, since the BCNs are mostly adopted in slow varying environments like indoors, the coherence time of the channels τ_c is high and we expect $\tau_c \approx \tau_d \gg \tau_s$. Thus, while it is straightforward to include the time overhead of τ_s in our analysis, for the convenience of the presentation, we neglect this overhead in our analysis and assume $\tau_d \rightarrow \tau_c = 1$.

A. Downlink Energy Transfer

The Reader continuously transmits a carrier $c(t)$, which is the source of the energy required for uplink data transmission. Transmission beamforming technique is adopted in the downlink to increase the energy transmission efficiency. In time slot t , $f_m(t) \in \mathbb{C}$, $m = 1, \dots, M$, denotes the gain of the m -th energy transmit path of the Reader, and $\mathbf{f}(t) \triangleq (f_1(t), \dots, f_M(t))^T \in \mathbb{C}^M$ denotes the transmit beamforming vector. The carrier $c(t)$ has unit power and $\|\mathbf{f}(t)\|^2 \leq P$ determines the transmission power of the Reader, with P denoting the maximum transmission power. Considering the transmit beamforming vector and the channel gains, the received signal in BN_n is given by

$$e_n(t) = c(t)\mathbf{h}_n^T(t)\mathbf{f}(t) + v_n(t), \quad (1)$$

where $v_n(t)$ is the circular additive white Gaussian noise (AWGN) with variance σ_v^2 .

B. Uplink Data Transfer

The BNs modulate the backscattered signal by changing the impedance connected to the BN's antenna. In time slot t , $x_n(t) \in \mathbb{C}$, with $E\{|x_n(t)|^2\} = 1$, and $\alpha_n(t) \in [0, \alpha_{\max}]$ denote the modulated signal and the reflection coefficient of BN_n , respectively. Here, $\alpha_{\max} < 1$ denotes the practically realizable maximum reflections coefficient of the BNs and is determined by the antenna structure of the BNs (see [41] for the details of BNs reflection mechanism). We consider the same structure, and hence, the same α_{\max} for all BNs. The Reader receives the sum of the backscattered signals from all BNs, that is,

$$z(t) \triangleq \sum_{n \in \mathcal{N}} z_n(t) + \mathbf{w}(t), \quad (2)$$

where, $z_n(t)$ is the received signal from BN_n , i.e.,

$$z_n(t) \triangleq \alpha_n(t)e_n(t)x_n(t), \quad (3)$$

and $\mathbf{w}(t) \in \mathbb{C}^N$ denotes the AWGN with covariance matrix $\sigma_w^2 \mathbf{I}_M$.

The Reader separates the signal received from different BNs by multiplying the receive beamforming vector corresponding to each user with the received signal $z(t)$. Let, $\mathbf{g}_n(t) \triangleq$

$(g_n^1(t), \dots, g_n^M(t))^T \in \mathbb{C}^M$, with $\|g(t)\|^2 = 1$, denote the receive beamforming vector for BN_n , where $g_n^m(t) \in \mathbb{C}$, $\forall m$, is the gain of the m receive path. The detected signal of BN_n is written as

$$r_n(t) \triangleq \mathbf{g}_n^H(t)z_n(t) + \sum_{\bar{n} \in \mathcal{N}/n} \mathbf{g}_n^H(t)z_{\bar{n}}(t) + \mathbf{g}_n^H(t)\mathbf{w}(t). \quad (4)$$

Considering the definitions of $z_n(t)$ in (3) and $e_n(t)$ in (1), the signal to interference plus noise ratio (SINR) of the signal of BN_n at the decoder, $\mathcal{S}_n(t)$, is given by

$$\mathcal{S}_n(t) \triangleq \frac{|\alpha_n(t)\mathbf{g}_n^H(t)\mathbf{h}_n(t)\mathbf{h}_n^T(t)\mathbf{f}(t)|^2}{\sigma_w^2 + \sum_{\bar{n} \in \mathcal{N}/n} |\alpha_{\bar{n}}(t)\mathbf{g}_n^H(t)\mathbf{h}_{\bar{n}}(t)\mathbf{h}_{\bar{n}}^T(t)\mathbf{f}(t)|^2}. \quad (5)$$

Note that in practical systems the backscattered noise $v_n(t)h_n(t)$ is negligible compared to $w_n(t)$ due to channel attenuation [10], [11], [42], and hence it is neglected in (5). Moreover, the interference due to the unmodulated carrier leakage from the transmitter can be efficiently canceled [9]–[11], [14], [39], [40] and, accordingly, it does not affect the SINR formulation (5). Considering the SINR of the received backscattered signal and sufficiently long codewords, the data transmission rate of BN_n in time slot t is obtained as

$$R_n(t) = W \log(1 + \mathcal{S}_n(t)), \quad (6)$$

where W is the channel bandwidth.

C. Data Admission

The BNs store the incoming data, e.g., the sensed data from environment, in their buffers. There is a traffic shaping filter at the input of each buffer in the BNs which limits the number of input bits in time slot t by $D_n(t) \in [0, D_{\max}]$, $\forall n$, with D_{\max} being a constant. Accordingly, the number of stored data bits in the buffer of BN_n in time slot t , denoted by $Q_n(t)$, evolves as

$$Q_n(t+1) = [Q_n(t) - R_n(t)]^+ + D_n(t), \quad (7)$$

which implies that $Q_n(t+1)$ is a function of the history of the admitted and transmitted bits up to time slot t , that is $D_n(t')$, $\forall t' \leq t$ and $R_n(t')$, $\forall t' \leq t$, respectively. Hence, according to (5)–(7), $Q_n(t+1)$ depends on the history of the CSI, as well as the transmit and receive beamforming vectors and the reflection coefficients.

D. Network Controller

There is a network controller at the Reader, which has access to the CSI and the level of the stored data in the buffers, $\mathbf{Q}(t) \triangleq (Q_1(t), \dots, Q_N(t))$. In each time slot, the controller determines the transmit beamforming vector $\mathbf{f}(t)$ and the receive beamforming matrix $\mathbf{G}(t) \triangleq (\mathbf{g}_1(t), \dots, \mathbf{g}_N(t)) \in \mathbb{C}^{M \times N}$. Moreover, the controller determines the reflection coefficient vector, $\boldsymbol{\alpha}(t) \triangleq (\alpha_1(t), \dots, \alpha_N(t))$, and the data admission vector, $\mathbf{D}(t) \triangleq (D_1(t), \dots, D_N(t))$. We design the network control algorithm to maximize a throughput utility function $\mathcal{U}(t)$ while keeping the data buffers stable. We consider

three different throughput utility functions, including sum throughput utility

$$\mathcal{U}(t) = \mathcal{U}_s(\mathbf{D}(t)) \triangleq \sum_{n \in \mathcal{N}} D_n(t), \quad (8)$$

proportional throughput utility

$$\mathcal{U}(t) = \mathcal{U}_p(\mathbf{D}(t)) \triangleq \sum_{n \in \mathcal{N}} \log(1 + D_n(t)), \quad (9)$$

and common throughput utility

$$\mathcal{U}(t) = \mathcal{U}_c(\mathbf{D}(t)) \triangleq \min_{n \in \mathcal{N}} \{D_n(t)\}. \quad (10)$$

The three introduced utility functions result in different throughput and fairness tradeoffs. While the sum throughput utility is the most greedy function in terms of throughput, the common throughput utility is the most fair utility. The proportional throughput utility, on the other hand, balances the throughput and fairness. Interestingly, each of these utility functions is useful in certain applications.

E. Problem Formulation

Considering the introduced constraints on the transmission power, reflection coefficients and data admission, the network controller with maximum utility can be formulated as the solution of

$$\mathcal{U}^* = \underset{\mathbf{f}(t), \mathbf{G}(t), \boldsymbol{\alpha}(t), \mathbf{D}(t)}{\text{maximize}} \lim_{T \rightarrow \infty} \frac{1}{T} \sum_{t=0}^{T-1} \mathbb{E} \{ \mathcal{U}(t) \} \quad (11a)$$

$$\text{subject to } Q_n(t) < \infty, \forall n, \quad (11b)$$

$$\|\mathbf{f}(t)\|^2 \leq P, \quad (11c)$$

$$\alpha_n(t) \in [0, \alpha_{\max}], \forall n, \quad (11d)$$

$$D_n(t) \in [0, D_{\max}], \forall n, \quad (11e)$$

where \mathcal{U}^* denotes the maximum utility achieved by the optimal control policy among all policies that stabilize the buffers. In (11), the expectation is with respect to the channel randomness. Constraint (11b) ensures the stability of the buffers, which according to (7) depends on the CSI and the control parameters. Constraints (11c) and (11d) are limitations on transmission power and reflection coefficients, respectively. Moreover, Constraint (11e) determines the maximum number of data bits that can be admitted to the buffers in each time slot.

Problem (11) is a stochastic utility optimization problem. Because of the buffer constraint (11b), the optimal decision in different time slots are not independent. For example, admitting a large number of bits in the BN in a time slot increases the buffer size of the BN. As a result, the optimal policy should be less greedy for admitting data in next time slots to stabilize the buffer. Accordingly, the time averaged utility is maximized in Problem (11). This problem can be tackled by dynamic programming (DP) methods. However, DP methods require the statistical knowledge of the channel state process, which may not be available. Furthermore, using multi-armed bandit (MAB) framework, we can derive a low complexity online control policy with limited or zero knowledge of the CSI. However, the solutions based on MAB do not achieve the maximum

utility \mathcal{U}^* . Here, we use the MDPP method [43, Chapter 4] to propose a solution for Problem (11). The proposed solution does not require the statistical knowledge of the CSI, can be scaled with the size of the BCN and achieves the maximum utility \mathcal{U}^* . MDPP is a general framework for optimizing time averages, with possibly time average constraints (see, e.g., [44]–[51] for different applications of the MDPP method). Using this framework, a problem with a time average objective function is reduced to a sub-problem which should be solved in each time slot. Accordingly, following the MDPP approach, we formulate the optimal $\mathbf{f}(t)$, $\mathbf{G}(t)$, $\boldsymbol{\alpha}(t)$ and $\mathbf{D}(t)$ in each time slot as the solution of an optimization problem with parameters $\mathbf{Q}(t)$ and $\mathbf{h}_n(t)\mathbf{h}_n^T(t)$. The formulated problem is non-convex and does not have a trivial solution. However, we use quadratic and Lagrangian dual transforms [52], [53] to propose an iterative algorithm for finding the optimal control variables.

III. THE PROPOSED CONTROL POLICY

We follow the MDPP method to propose an online control policy that solves Problem (11). In summary, we follow these steps:

- 1) We define the Lyapunov function

$$L(t) \triangleq \frac{1}{2} \sum_{n \in \mathcal{N}} Q_n^2(t), \quad (12)$$

which is a scalar measure of the stored data in all buffers.

- 2) We define the drift-plus-penalty (DPP) function

$$\Delta_p(L(t)) \triangleq \mathbb{E} \left\{ L(t+1) - L(t) \middle| \mathbf{Q}(t) \right\} - V \mathbb{E} \left\{ \mathcal{U}(t) \right\}, \quad (13)$$

where $V > 0$ is a control parameter. The first term in (13) shows the drift of the Lyapunov function in successive time slots. Positive or negative drift values indicate that the stored data in the buffers have increased or decreased, respectively. Moreover, the second term is a penalty which increases as the utility decreases. Intuitively, we expect that under a control policy, which minimizes (13) in each time slot, the buffers will be stable and also the utility will be maximized.

- 3) We introduce an upper bound for the DPP function in Lemma 1. Using the Lyapunov optimization theorem [43, Theorem 4.2], we show in Theorem 1 that under a policy which minimizes the developed upper-bound, the utility is maximized and the level of the stored data in the buffers is upper-bounded.
- 4) To find the optimal control policy, we need to minimize the derived upper-bound in Lemma 1, which includes a non-convex function of $\mathbf{f}(t)$, $\mathbf{G}(t)$ and $\boldsymbol{\alpha}(t)$. We use Lagrangian dual and quadratic transfers [52], [53], and propose an iterative algorithm for finding the optimal $\mathbf{f}(t)$, $\mathbf{G}(t)$ and $\boldsymbol{\alpha}(t)$. We also derive the optimal data admission policy $\mathbf{D}(t)$.

The details of the analysis are explained as follows. We first introduce an upper-bound for $\Delta_p(L(t))$ in Lemma 1.

Lemma 1. For the DPP function (13), we have

$$\Delta_p(L(t)) \leq \Delta_u(t) \triangleq B - \sum_{n \in \mathcal{N}} \mathbb{E} \left\{ Q_n(t) R_n(t) \middle| \mathbf{Q}(t) \right\} + \sum_{n \in \mathcal{N}} \mathbb{E} \left\{ Q_n(t) D_n(t) \middle| \mathbf{Q}(t) \right\} - V \mathbb{E} \left\{ \mathcal{U}(t) \middle| \mathbf{Q}(t) \right\}, \quad (14)$$

where

$$B \triangleq \frac{N}{2} (D_{\max} + R_{\max}). \quad (15)$$

Here, $R_{\max} > 0$ is a sufficiently large constant, such that we always have $R_n(t) \leq R_{\max}$.

Proof. See Appendix A. \square

The upper-bound function $\Delta_u(t)$ in (14) is the starting point for deriving the optimal policy. We formulate the optimization problem

$$\underset{\mathbf{f}(t), \mathbf{G}(t), \boldsymbol{\alpha}(t), \mathbf{D}(t)}{\text{minimize}} \quad \Delta_u(t) \quad (16a)$$

$$\text{subject to} \quad (11c), (11d), (11e), \quad (16b)$$

that, given $\mathbf{Q}(t)$ and $\mathbf{h}_n(t)\mathbf{h}_n^T(t)$ in each time slot, finds the values of $\mathbf{f}(t)$, $\mathbf{G}(t)$, $\boldsymbol{\alpha}(t)$ and $\mathbf{D}(t)$ minimizing $\Delta_u(t)$. In Theorem 1, we show that under a policy which solves Problem (16) the level of the stored bits in the buffers are bounded, and we can push the utility arbitrarily close to \mathcal{U}^* .

Theorem 1. Suppose that $\mathbf{f}(t)$, $\mathbf{G}(t)$, $\boldsymbol{\alpha}(t)$ and $\mathbf{D}(t)$ in each time slot are determined according to the solution of Problem (16). Then, we have

- 1) With utility functions (8), (9) and (10), the level of the stored data in the buffers are upper-bounded by

$$Q_n(t) \leq V + D_{\max}, \quad \forall n. \quad (17)$$

- 2) The average utility satisfies

$$\lim_{T \rightarrow \infty} \frac{1}{T} \sum_{t=0}^{T-1} \mathbb{E} \left\{ \mathcal{U}(t) \right\} \geq \mathcal{U}^* - \frac{B}{V}. \quad (18)$$

Proof. See Appendix B. \square

According to (17) in Theorem 1, if we adopt the solution of Problem (16) in each time slot, the level of the stored bits in the buffer will not exceed $V + D_{\max}$. Hence the buffers remain stable. Moreover, the performance bounds in (17) and (18) introduce a tradeoff between the optimality gap of the utility and the size of the buffers. According to this tradeoff, while the utility optimality gap is within $\mathcal{O}(\frac{1}{V})$ the buffer size increases linearly with V .

We propose a solution to Problem (16) as follows. Considering the $\Delta_u(t)$ function in (14), Problem (16) can be separated into two independent problems. The first expectation in (14) is a function of $\mathbf{f}(t)$, $\mathbf{G}(t)$ and $\boldsymbol{\alpha}(t)$, while the second and the third expectations are only functions of $\mathbf{D}(t)$. Accordingly, we

reformulate Problem (16) into two sub-problems, including the link scheduling problem

$$\begin{aligned} & \underset{\mathbf{f}(t), \mathbf{G}(t), \boldsymbol{\alpha}(t)}{\text{maximize}} && \sum_{n \in \mathcal{N}} Q_n(t) R_n(t) && (19a) \\ & \text{subject to} && (11c), (11d), && (19b) \end{aligned}$$

and the data admission problem

$$\begin{aligned} & \underset{\mathbf{D}(t)}{\text{minimize}} && \sum_{n \in \mathcal{N}} Q_n(t) D_n(t) - VU(t) && (20a) \\ & \text{subject to} && (11e). && (20b) \end{aligned}$$

Note that we have removed the expectations in Problems (19) and (20) and we opportunistically minimize the expectations for realizations of the channel state. The link scheduling problem in (19) is a non-convex problem because of the product and ratio terms in $R_n(t)$, i.e., the rate terms (6), and it does not have a trivial solution. However, the data admission problem in (20) can be solved in closed-form for different utility functions in (8), (9) and (10).

A. Data Link Scheduling Problem

Problem (19) includes maximizing a weighted sum of the BNs' data transmission rates. The objective function in (19a) contains multiple fractional terms, i.e., SINRs, which makes the problem NP-hard [54]. However, we propose an iterative algorithm which successively optimizes the variables. To this end, we first find the optimal value for each control parameter, $\mathbf{f}(t)$, $\mathbf{G}(t)$ and $\boldsymbol{\alpha}(t)$, while the other two parameters are fixed. Finding the optimal value of the receive beamforming vector $\mathbf{g}_n(t)$, $\forall n$, while the transmit beamforming vector $\mathbf{f}(t)$ and the reflection coefficients $\boldsymbol{\alpha}(t)$ are fixed, is straightforward. This is because the receive beamforming vector for BN_{*n*}, $\mathbf{g}_n(t)$, can be optimized independently through maximizing the SINR of BN_{*n*}, $\mathcal{S}_n(t)$. Moreover, $\mathcal{S}_n(t)$ can be formulated as a generalized Rayleigh quotient, that is,

$$\mathcal{S}_n(t) = \frac{\mathbf{g}_n^H(t) \boldsymbol{\zeta}_n(t) \boldsymbol{\zeta}_n^H(t) \mathbf{g}_n(t)}{\mathbf{g}_n^H(t) \left(\sigma_w^2 \mathbf{I}_M + \sum_{\bar{n} \in \mathcal{N}/n} \boldsymbol{\zeta}_{\bar{n}}(t) \boldsymbol{\zeta}_{\bar{n}}^H(t) \right) \mathbf{g}_n(t)}, \quad (21)$$

where

$$\boldsymbol{\zeta}_n(t) = \alpha_n(t) \mathbf{h}_n(t) \mathbf{h}_n^T(t) \mathbf{f}(t). \quad (22)$$

Writing the stationarity Karush-Kuhn-Tucker conditions, [55, Lemma 3.14] shows that the generalized Rayleigh quotient is maximized by

$$\mathbf{g}_n^*(t) = \frac{\left(\mathbf{I}_M + \frac{1}{\sigma_w^2} \sum_{n \in \mathcal{N}} \boldsymbol{\zeta}_n(t) \boldsymbol{\zeta}_n^H(t) \right)^{-1} \boldsymbol{\zeta}_n(t)}{\left\| \left(\mathbf{I}_M + \frac{1}{\sigma_w^2} \sum_{n \in \mathcal{N}} \boldsymbol{\zeta}_n(t) \boldsymbol{\zeta}_n^H(t) \right)^{-1} \boldsymbol{\zeta}_n(t) \right\|}. \quad (23)$$

However, finding the closed-form optimal values of $\mathbf{f}(t)$ and $\boldsymbol{\alpha}(t)$ is more difficult, since they are coupled through the SINR terms of all BNs. We use the Lagrangian dual transform [53] and the quadratic transform [52] to reformulate Problem (19) and facilitate finding the closed-form optimal

values of $\mathbf{f}(t)$ and $\boldsymbol{\alpha}(t)$. Lagrangian dual transform, introduced in Lemma 2, converts the link scheduling problem to a problem of maximizing the sum of ratios.

Lemma 2. The link scheduling problem (19) is equivalent to

$$\underset{\mathbf{f}(t), \mathbf{G}(t), \boldsymbol{\alpha}(t), \boldsymbol{\gamma}}{\text{maximize}} \quad \tilde{R}(t, \boldsymbol{\gamma}) \quad (24a)$$

$$\text{subject to} \quad (11c), (11d), \quad (24b)$$

in the sense that Problem (24) leads to the same solution and maximum value as Problem (19). Here, $\boldsymbol{\gamma} = (\gamma_1, \dots, \gamma_N)^T \in \mathcal{R}^N$ is an auxiliary variable and the objective function $\tilde{R}(t, \boldsymbol{\gamma})$ is defined as

$$\begin{aligned} \tilde{R}(t, \boldsymbol{\gamma}) \triangleq & \sum_{n \in \mathcal{N}} Q_n(t) \log(1 + \gamma_n) - \sum_{n \in \mathcal{N}} Q_n(t) \gamma_n + \\ & \sum_{n \in \mathcal{N}} \frac{Q_n(t) (1 + \gamma_n) |\alpha_n(t) \boldsymbol{\beta}_{n,n}^T(t) \mathbf{f}(t)|^2}{\sigma_w^2 + \sum_{\bar{n} \in \mathcal{N}} |\alpha_{\bar{n}}(t) \boldsymbol{\beta}_{n,\bar{n}}^T(t) \mathbf{f}(t)|^2}, \end{aligned} \quad (25)$$

with $\boldsymbol{\beta}_{n,\bar{n}}^T(t) = \mathbf{g}_n^H(t) \mathbf{h}_{\bar{n}}(t) \mathbf{h}_{\bar{n}}^T(t)$.

Proof. $\tilde{R}(t, \boldsymbol{\gamma})$ is a concave and differentiable function. Hence, the stationary point

$$\gamma_n^* = \frac{|\alpha_n(t) \boldsymbol{\beta}_{n,n}^T(t) \mathbf{f}(t)|^2}{\sigma_w^2 + \sum_{\bar{n} \in \mathcal{N}/n} |\alpha_{\bar{n}}(t) \boldsymbol{\beta}_{n,\bar{n}}^T(t) \mathbf{f}(t)|^2} \quad (26)$$

is the optimal solution which maximizes $\tilde{R}(t, \boldsymbol{\gamma})$. Substituting γ_n^* , $\forall n$, in (25) recovers $\sum_{n \in \mathcal{N}} Q_n(t) R(t)$ which establishes the equivalence. \square

In the transformed objective function (25) there is no logarithm function, but the last term in (25) is still in fractional form. We use the quadratic transform to convert the fractions to an equivalent summation without fractions.

Lemma 3. The optimization problem (24) is equivalent to

$$\underset{\mathbf{f}(t), \mathbf{G}(t), \boldsymbol{\alpha}(t), \boldsymbol{\gamma}, \mathbf{y}}{\text{maximize}} \quad \tilde{R}(t, \boldsymbol{\gamma}, \mathbf{y}) \quad (27a)$$

$$\text{subject to} \quad (11c), (11d), \quad (27b)$$

in the sense that problem (27) leads to the same solution and maximum value as problem (24). Here, $\mathbf{y} = (y_1, \dots, y_N)^T \in \mathbb{C}^N$ is an auxiliary variable and the objective function $\tilde{R}(t, \boldsymbol{\gamma}, \mathbf{y})$ is defined as

$$\begin{aligned} \tilde{R}(t, \boldsymbol{\gamma}, \mathbf{y}) \triangleq & \sum_{n \in \mathcal{N}} Q_n(t) \log(1 + \gamma_n) - \sum_{n \in \mathcal{N}} Q_n(t) \gamma_n + \\ & \sum_{n \in \mathcal{N}} 2\sqrt{Q_n(t) (1 + \gamma_n)} \operatorname{Re} \left\{ y_n \alpha_n(t) \boldsymbol{\beta}_{n,n}^T(t) \mathbf{f}(t) \right\} - \\ & \sum_{n \in \mathcal{N}} |y_n|^2 \left(\sigma_w^2 + \sum_{\bar{n} \in \mathcal{N}} |\alpha_{\bar{n}}(t) \boldsymbol{\beta}_{n,\bar{n}}^T(t) \mathbf{f}(t)|^2 \right) \end{aligned} \quad (28)$$

Proof. Taking complex derivative $\partial \tilde{R} / \partial y_n$ and solving

$\partial \tilde{R} / \partial y_n = 0$, the optimal values of y_n are obtained by solving

$$\sqrt{Q_n(t)(1 + \gamma_n)} \alpha_n(t) \beta_{n,n}^H(t) \mathbf{f}^*(t) - y_n \left(\sigma_w^2 + \sum_{\tilde{n} \in \mathcal{N}} |\alpha_n(t) \beta_{n,\tilde{n}}^T(t) \mathbf{f}(t)|^2 \right) = 0, \quad (29)$$

which leads to

$$y_n^* = \frac{\sqrt{Q_n(t)(1 + \gamma_n)} \alpha_n(t) \beta_{n,n}^H(t) \mathbf{f}^*(t)}{\sigma_w^2 + \sum_{\tilde{n} \in \mathcal{N}} |\alpha_n(t) \beta_{n,\tilde{n}}^T(t) \mathbf{f}(t)|^2}. \quad (30)$$

Substituting (30) in (28) recovers the $\tilde{R}(t, \gamma)$. Hence, the equivalence is concluded. \square

The reformulated Problem (27) enables us to find the closed-form optimal value of the transmit beamforming vector, $\mathbf{f}(t)$, or the reflection coefficients, $\alpha(t)$, when the other one is fixed. Specifically, considering the power constraint (11c), we find the optimal $\mathbf{f}(t)$, by introducing the dual variable $\eta \geq 0$ and solving $\partial \tilde{R} / \partial \mathbf{f} + \eta \partial (\|\mathbf{f}(t)\|^2 - P) / \partial \mathbf{f} = 0$. Accordingly, we obtain

$$\mathbf{f}^*(t) = \left(\sum_{n \in \mathcal{N}} |y_n|^2 \sum_{\tilde{n} \in \mathcal{N}} |\alpha_{\tilde{n}}(t)|^2 \beta_{\tilde{n},n}^*(t) \beta_{\tilde{n},n}^T(t) + \eta \mathbf{I} \right)^{-1} \sum_{n \in \mathcal{N}} \left(\sqrt{Q_n(t)(1 + \gamma_n)} \beta_{n,n}^*(t) \alpha_n(t) y_n^* \right), \quad (31)$$

where η satisfies

$$\eta = \min \left\{ \eta \geq 0 : \|\mathbf{f}^*(t)\|^2 \leq P \right\}. \quad (32)$$

The dual variable η in (32) is determined by, e.g., bisection search.

Likewise, solving $\partial \tilde{R} / \partial \alpha_n = 0$, we obtain

$$\alpha_n^{\text{st}}(t) = \begin{cases} 0 & \alpha_n^{\text{st}}(t) \leq 0 \\ \alpha_n^{\text{st}}(t) & 0 \leq \alpha_n^{\text{st}}(t) \leq \alpha_{\max} \\ \alpha_{\max} & \alpha_{\max} \leq \alpha_n^{\text{st}}(t), \end{cases} \quad (33)$$

where,

$$\alpha_n^{\text{st}}(t) = \frac{\sum_{n \in \mathcal{N}} \sqrt{Q_n(t)(1 + \gamma_n)} \Re \left\{ y_n \beta_{n,n}^T(t) \mathbf{f}(t) \right\}}{\sum_{\tilde{n} \in \mathcal{N}} |y_{\tilde{n}}|^2 |\beta_{\tilde{n},n}^T(t) \mathbf{f}(t)|^2}. \quad (34)$$

Having a closed-form solution for each variable, we propose an iterative algorithm, for updating $\mathbf{f}(t)$, $\mathbf{g}_n(t)$ and $\alpha(t)$. The Link scheduling algorithm is summarized in Algorithm 1. Having access to $Q_n(t)$ and $\mathbf{h}_n(t) \mathbf{h}_n^T(t)$ the Reader runs Algorithm 1 at the beginning of each time slot. In Algorithm 1, the transmit beamforming vector is initialized by

$$\mathbf{f}(t) = \frac{\sum_{n \in \mathcal{N}} Q_n(t) \mathbf{h}_n^*(t)}{\|\sum_{n \in \mathcal{N}} Q_n(t) \mathbf{h}_n^*(t)\|} \sqrt{P}. \quad (35)$$

This initial point for $\mathbf{f}(t)$ is intuitive, since in a network with a single BN the maximum transmission ratio (MRT) beamforming, $\mathbf{f}(t) = \mathbf{h}^*(t) / \|\mathbf{h}^*(t)\|$, is optimal [56]. Moreover, the weights $Q_n(t)$ in (35) are motivated by the fact that the nodes with more congested buffers need more power to achieve higher data transmission rate. The iterations in Algorithm 1 are

Algorithm 1 Energy and data transmission scheduling in time slot t .

Input: $Q(t)$, $\mathbf{h}_n(t) \mathbf{h}_n^T(t) \forall n$, P , convergence tolerance ϵ and maximum iterations it_{\max} .

Output: $\mathbf{f}(t)$, $\mathbf{g}_n(t)$, $\alpha_n(t) \forall n$.

- 1: $\mathbf{f}(t) \leftarrow \frac{\sum_{n \in \mathcal{N}} Q_n(t) \mathbf{h}_n^*(t)}{\|\sum_{n \in \mathcal{N}} Q_n(t) \mathbf{h}_n^*(t)\|} \sqrt{P}$. ▷ Initialization
- 2: $\alpha(t) \leftarrow [\alpha_{\max}, \dots, \alpha_{\max}]^T$.
- 3: Calculate $\mathbf{g}_n(t)$, $\forall n$, according to (23).
- 4: $r_c \leftarrow 0$.
- 5: $\text{it} \leftarrow 0$
- 6: **repeat** ▷ Main loop
- 7: $r_p \leftarrow r_c$.
- 8: Update $\gamma_n(t)$, $\forall n$, according to (26).
- 9: Update $y_n(t)$, $\forall n$, according to (30).
- 10: Update $\mathbf{f}(t)$ according to (31).
- 11: Update $\alpha_n(t)$, $\forall n$, according to (33).
- 12: Update $\mathbf{g}_n(t)$, $\forall n$, according to (23).
- 13: Calculate $R_n(t)$, $\forall n$, according to (6).
- 14: $r_c \leftarrow \sum_{n \in \mathcal{N}} Q_n(t) R_n(t)$
- 15: $\text{it} \leftarrow \text{it} + 1$.
- 16: **until** $|r_c - r_p| > \epsilon r_p \wedge \text{it} \leq \text{it}_{\max}$

terminated if the improvement of the objective function (19a) is below a threshold, determined by a convergence threshold parameter ϵ , or if the number of iterations exceed some pre-defined value it_{\max} . Theorem 2 establishes the convergence of Algorithm 1.

Theorem 2. Algorithm 1 is guaranteed to converge. Moreover, the objective function (19a) is non-decreasing in each iteration.

Proof. See Appendix C. \square

The simulation results in Section IV show that, for a broad range of parameter settings, Algorithm 1 converges with few numbers of iterations.

B. Data Admission Problem

Considering different utility functions, we derive the corresponding admission policy through solving Problem (20).

a) *Sum Throughput Utility:* Problem (20) with the sum throughput utility $\mathcal{U}(t) = U_s(\mathbf{D}(t))$ converts to the linear problem

$$\underset{\mathbf{D}(t)}{\text{minimize}} \quad \sum_{n \in \mathcal{N}} (Q_n(t) - V) D_n(t) \quad (36a)$$

$$\text{subject to} \quad D_n(t) < D_{\max}, \quad \forall n \quad (36b)$$

which is solved if

$$D_n(t) = \begin{cases} D_{\max}, & Q_n(t) \leq V \\ 0, & \text{Otherwise.} \end{cases} \quad (37)$$

The policy in (37) follows a greedy binary rule. Specifically, the BNs admit the maximum possible data in their buffers, whenever the stored bit level in the buffer is below V , while no data is admitted when the level reaches V .

b) *Common Throughput Utility*: Adopting the common throughput utility, $U_c(\mathbf{D}(t))$ in Problem (20), we have

$$\underset{\mathbf{D}(t)}{\text{minimize}} \quad \sum_{n \in \mathcal{N}} Q_n(t) D_n(t) - V \min_n \{D_n(t)\} \quad (38a)$$

$$\text{subject to} \quad D_n(t) \leq D_{\max}, \quad \forall n. \quad (38b)$$

The following Lemma establishes the structure of the solution of Problem (38).

Lemma 4. For maximizing the objective function (38a), all BNs should admit equal amount of data. That is,

$$D_1(t) = D_2(t) = \dots = D_N(t) = D(t). \quad (39)$$

Proof. Considering an arbitrary data admission vector $\mathbf{D}(t)$ that satisfies (38b), we construct a new vector $\tilde{\mathbf{D}}(t)$ such that $\tilde{D}_1(t) = \tilde{D}_2(t) = \dots = \min_n \{D_n(t)\}$. Then, we have

$$\begin{aligned} \sum_{n \in \mathcal{N}} Q_n(t) \tilde{D}_n(t) - V \min_n \{\tilde{D}_n(t)\} &\leq \\ \sum_{n \in \mathcal{N}} Q_n(t) D_n(t) - V \min_n \{D_n(t)\}, &\quad (40) \end{aligned}$$

where equality holds only if $\mathbf{D}(t) = \tilde{\mathbf{D}}(t)$. Inequality (40) holds since we have $\min_n \{D_n(t)\} = \min_n \{\tilde{D}_n(t)\}$ and $\tilde{D}_n(t) \leq D_n(t)$. Accordingly, the optimal $\mathbf{D}(t)$ follows (39). \square

Using Lemma 4, after adopting $\mathbf{D}(t) = (D(t), \dots, D(t))^T$, we can rewrite Problem (38) as

$$\underset{D(t)}{\text{minimize}} \quad D(t) \sum_{n \in \mathcal{N}} (Q_n(t) - V) \quad (41a)$$

$$\text{subject to} \quad D(t) \leq D_{\max}. \quad (41b)$$

Thus, the optimal data admission rule is

$$D_n(t) = \begin{cases} D_{\max}, & \sum_{n \in \mathcal{N}} Q_n(t) \leq V \\ 0 & \text{Otherwise.} \end{cases} \quad (42)$$

Similar to (37), the data admission policy in (42) follows a binary rule. However, the admission decision in (42) is common for all BNs. Accordingly, under the common throughput utility all BNs will reach the same throughput.

c) *Proportional Throughput Utility*: Substituting the proportional throughput utility (9) in Problem (20), we have

$$\underset{\mathbf{D}(t)}{\text{minimize}} \quad \sum_{n \in \mathcal{N}} Q_n(t) D_n(t) - V \sum_{n \in \mathcal{N}} \log(1 + D_n(t)) \quad (43a)$$

$$\text{subject to} \quad D_n(t) \leq D_{\max}, \quad \forall n, \quad (43b)$$

which is a convex and differentiable function with respect to $\mathbf{D}(t)$. Accordingly, comparing the stationary point of (43a) and the boundary point in (43b), we find the optimal admission policy

$$D_n(t) = \begin{cases} D_{\max}, & Q_n(t) \leq \frac{V}{1+D_{\max}} \\ 0, & Q_n(t) \geq V \\ \frac{V}{Q_n(t)} - 1, & \text{Otherwise.} \end{cases} \quad (44)$$

The admission policy in (44) is proportional to the inverse of the level of the stored data in the buffer. This, intuitively, means that the BN becomes less greedy to admit new data when the buffer size increases.

C. Implementation Considerations

In this section, we discuss some implementation issues related to the proposed policy. Specifically, we study the computational complexity of the policy, the life time of the BNs, and the coding and modulation schemes used in practice.

a) *Computational complexity*: Considering the computational complexity of calculating the inverse of a matrix and matrix multiplications, the computational complexity in each iteration of Algorithm 1 is of $O(M^2 N^2 + M^3)$. Moreover, the simulation results in Section IV show that Algorithm 1 converges with few iterations. It should be noted that, since the controller is located at the Reader, most of the complexity is at Reader, and the BNs remain simple.

b) *Lifetime of the BNs*: The life time of the semi-passive BNs depends on their batteries capacity. However, since the battery is only used for low power tasks, such as changing the impedance connected to the antenna or driving the sensors, semi-passive BNs may have a long lifetime. Moreover, to ensure an infinite lifetime, the BNs can be equipped with super-capacitors and store a small portion of the received energy from the Reader for powering up the circuit. In Section IV, we study the effect of the circuit power consumption of the BNs, and show through simulations that the BNs can supply their circuit power from the received energy at the cost of negligible throughput reduction (See Fig. 10).

c) *Coding and modulation*: To simplify the analysis, we derived the policy for the cases with sufficiently long codewords and high order modulations where the Shannon's capacity, i.e., (6), gives an appropriate approximation of the achievable rates. However, depending on the Reader energy budget and the number of nodes, the BCN may be of interest in the cases with short packets and low order modulations. For this reason, using the fundamental results of [31]–[35] on the achievable rates of short packets, one can investigate the effect of the finite length codewords on system performance. Particularly, with short packets, one can replace (6) with [31, Theorem 45]

$$R_n(t) \approx W \left[\log(1 + \mathcal{S}_n(t)) - \sqrt{\frac{1}{L} \left[1 - \left(1 + \mathcal{S}_n(t) \right)^{-2} \right]} \mathcal{Q}^{-1}(\psi) \right], \quad (45)$$

which approximates the achievable rate in the cases with the finite length codewords. In (45), L denotes the packet length, $\mathcal{Q}^{-1}(\cdot)$ is the inverse \mathcal{Q} -function and ψ is the maximum codeword error probability of the decoder. Hence, the second term inside the brackets in (45) is notable only in the cases with codewords of finite length. Then, letting $L \rightarrow \infty$, (45) is simplified to (6) for the cases with asymptotically long codewords. On the other hand, to study the performance of

the proposed policy under low order modulations, one can use, e.g., [57, Eq. (17)]

$$R_n(t) \approx W \left[\log(1 + \mathcal{S}_n(t)) - \log(1 + \zeta \mathcal{S}_n(t)) \right], \quad (46)$$

which approximates the achievable rate with square QAM modulations of order ζ . For high order modulations the second term inside brackets in (46) is not notable, and hence (46) simplifies to (6). Note that replacing (6) with the modified rate functions (45) or (46), the result in first part of Theorem 1 is still applicable and our data admission policy remains optimal. However, Algorithm 1 becomes an approximate solution to data link scheduling Problem (19) with the modified rate functions (45) and (46). The simulation results for the finite blocklength and low order modulation analysis are presented in Figs. 8-9 and 10, respectively.

IV. SIMULATION RESULTS

Here, we present the simulation results, and evaluate the performance of our proposed policy. In all figures, we consider the Rician fading model, that is,

$$\mathbf{h}_n(t) = \sqrt{\beta_n} \left(\sqrt{\frac{K}{K+1}} \mathbf{h}_n^d(t) + \sqrt{\frac{1}{K+1}} \mathbf{h}_n^s(t) \right), \quad (47)$$

where, $\mathbf{h}_n^d(t)$ and $\mathbf{h}_n^s(t)$ denote the deterministic and scattered components of the channel, respectively. Moreover, K is the Rician K -factor which determines the ratio between the Rician and the scattered components, and β_n represents the path loss factor. Note that $K = 0$ and $K \rightarrow \infty$ represent the cases with Rayleigh fading and line-of-sight channels, respectively.

We consider $\beta_n = d_n^{-\rho} \left(\frac{3 \times 10^8}{4\pi f} \right)^2$, where d_n is the distance between BN_{*n*} and the Reader, ρ is the path loss exponent and f is the transmit frequency. The entries of the scattered component vector $\mathbf{h}_n^s(t)$ are independent and zero-mean unit variance circularly symmetric complex Gaussian (CSCG) distributed random variables. The deterministic components, $\mathbf{h}_n^d(t)$, are determined according to a half wavelength separated uniform linear array setting as modeled in [58, Eq. 2]. Unless otherwise stated, the BNs are distributed randomly with a uniform distribution in a circular area around the Reader with average distance to Reader equal to 30 m. The general simulation parameters are as summarized in Table I.

Considering different parameter settings, Fig. 3 studies the convergence of Algorithm 1. Specifically, in Figures 3a and 3b, the average number of iterations of Algorithm 1 is plotted versus the number of BNs N and the number of Reader's antennas M , respectively. As seen in the figures, with different parameter settings, Algorithm 1 converges with few iterations. However, the average number of iterations increases slightly as the number of BNs or the number of Reader's antennas increase. In Fig. 3c, we study the effect of the maximum number of iterations it_{\max} , on the achievable sum throughput utility $\bar{U}_s \triangleq \frac{1}{T} \sum_{t=0}^{T-1} U_s(t)$, in a BCN with $N = \{5, 10\}$ and $M = \{5, 10\}$. According to this figure, we achieve the maximum utility with a few iterations of Algorithm 1 in each time slot. Moreover, considering only one iteration, we see in Fig. 3c that we can achieve almost 95% of the maximum

TABLE I: Summary of the simulation parameters.

Parameter	Value
Number of BNs, N	5
Number of Reader's antennas, M	5
Received noise power, σ_w	-110 dBm
Reader's maximum transmission power, P	500 mW
Bandwidth, W	5 kHz
Maximum admitted data in each time slot, D_{\max}	30 kbits
Convergence threshold in Algorithm 1, ϵ	0.01
Maximum iterations in Algorithm 1, it_{\max}	100
Maximum reflection coefficient, α_{\max}	0.8
Simulation time, T	10^3
Rician factor, K	1
Path loss exponent, ρ	3
Transmit frequency, f	915 MHz

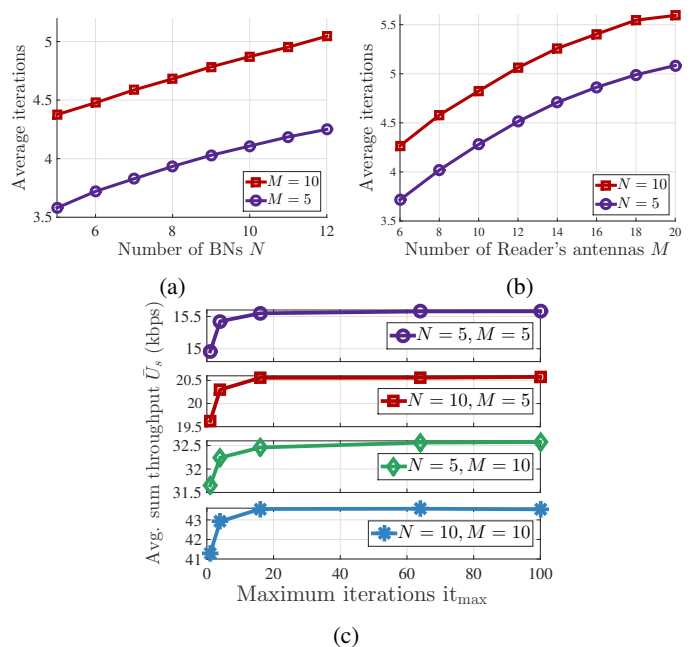


Fig. 3: Convergence analysis of Algorithm 1 with different parameter settings. Figures (a) and (b) show the average iterations versus N and M , respectively. Figure (c) shows the average sum throughput utility versus the maximum number of iterations it_{\max} .

utility. Accordingly, we can reduce the scheduling time through reducing the maximum number of iterations of Algorithm 1 significantly, with marginal performance degradation.

Considering maximum transmission power $P = \{100, 800\}$ mW and different numbers of Reader's antennas $M = \{6, 8, 10\}$, Fig. 4 demonstrates the tradeoff between the average proportional throughput utility, $\bar{U}_p = \frac{1}{T} \sum_{t=0}^{T-1} U_p(t)$, and the average data level in the buffers. Here, for given values of P and M , the utilities are obtained under different values of V between 10^7 and 10^9 . As seen in Fig. 4, the utility increases as the buffers become more congested. However, the utility

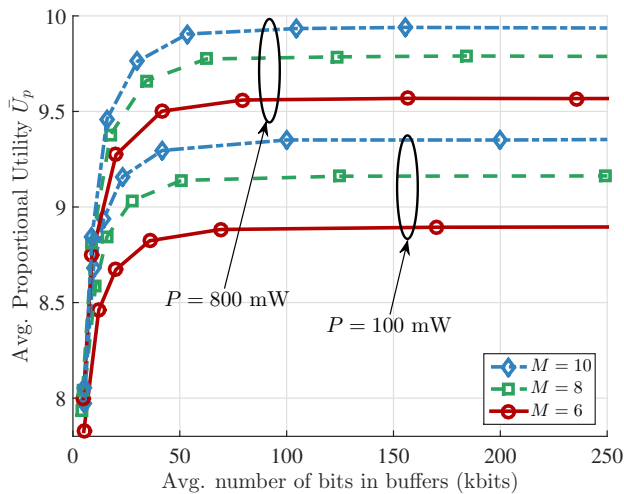


Fig. 4: Average proportional throughput utility versus the average data level in the BNs' buffers for $P = \{100, 800\}$ mW and $M = \{6, 8, 10\}$.

saturates as the average data level in the buffers increases. This tradeoff between utility and the average data level of the buffers is in harmony with Theorem 1. That is, the optimality gap is inversely proportional to the maximum data level in the buffers. Furthermore, considering different parameter settings in Fig. 4, the tradeoff between utility and the data level in buffers is almost insensitive to the number of Reader's antennas M or the transmission power P . That is, with different values of P and M the utility saturates when the data level in the buffers exceeds 50 kbits. Finally, as expected, we see in Fig. 4 that the utility improves as M or P increases. However, this improvement becomes less dominant as the utility increases.

Considering different values for the average distance of the BNs to the Reader, Fig. 5 shows the average common throughput utility, $\bar{U}_c = \frac{1}{T} \sum_{t=0}^{T-1} U_c(t)$, versus the number of Reader's antennas M . Moreover, the figure compares our scheme with the proposed policy in [11], which maximizes the minimum achievable rate of all BNs in each time slot. As can be seen, with the considered average BNs distances and the number of the Reader's antennas in Fig. 5, the common throughput utility under our proposed policy improves on average 13%, compared to the policy in [11]. The reason for such improvement is adopting buffers in the BNs. The buffers allow the BNs to delay the transmission of the admitted data in the BNs. Accordingly, the link control policy in Algorithm 1 will optimally schedule data transmission for each BN in the best time slot and, hence, optimizes the resources to maximize the average utility. The achieved improvement is at the cost of possible delay in data transmission. However, the average number of bits in the buffer and, accordingly, the introduced delay is negligible in BCN applications. Furthermore, Fig. 5 shows the importance of using multi-antenna Readers in BCNs. According to this figure, considering different average BNs distances, the utility improves more than 100% when M increases from 6 to 20. Also, adopting more antennas in the Reader, we can increase the coverage range. For example, consider the parameter settings of Fig. 5 and the

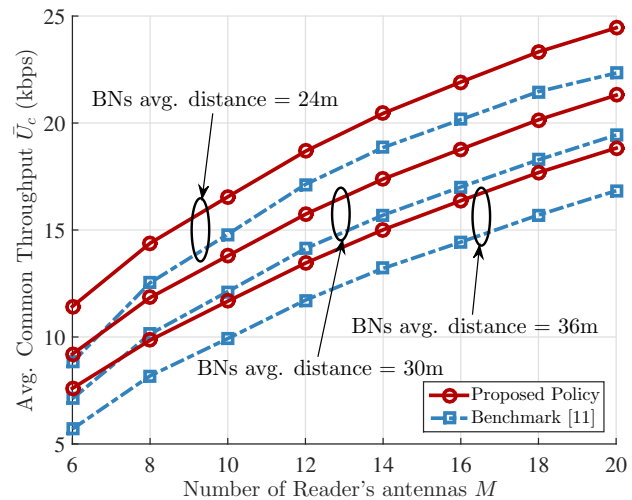


Fig. 5: Common throughput utility versus the number of the Reader's antennas M , for the proposed algorithm and the benchmark in [11]. BNs are distributed randomly in a circular area with average distance to the Reader $\{24, 30, 36\}$ m and $V = 10^5$.

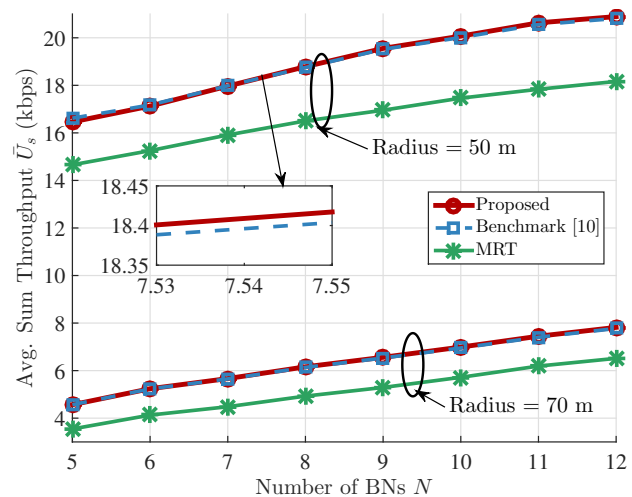


Fig. 6: Sum throughput utility versus the number of the BNs N for the proposed algorithm, the benchmark in [10] and MRT. BNs are distributed randomly in a circular area with Radius $\{50, 70\}$ m and $V = 10^7$.

common throughput utility of 1.2 kbps. Then, by increasing the number of antennas from 6 to 10 the average supported distance increases from 24 m to 36 m. However, this relative improvement becomes less dominant as the number of antennas increases.

In Fig. 6, we compare the average sum throughput utility under our proposed policy with two other benchmarks. For the first benchmark, called MRT, we adopt the transmit beamforming according to $\mathbf{f}(t) = \sum_{n \in \mathcal{N}} \mathbf{h}_n(t) / \|\sum_{n \in \mathcal{N}} \mathbf{h}_n(t)\|$ and use the optimal receive beamforming in (23). This specific choice of $\mathbf{f}(t)$ is motivated by the fact that MRT beamforming is optimal for the single BN scenario [56]. For the second benchmark, we consider the joint transmit and receive beamforming design proposed in [10]. The BNs of the considered model in [10]

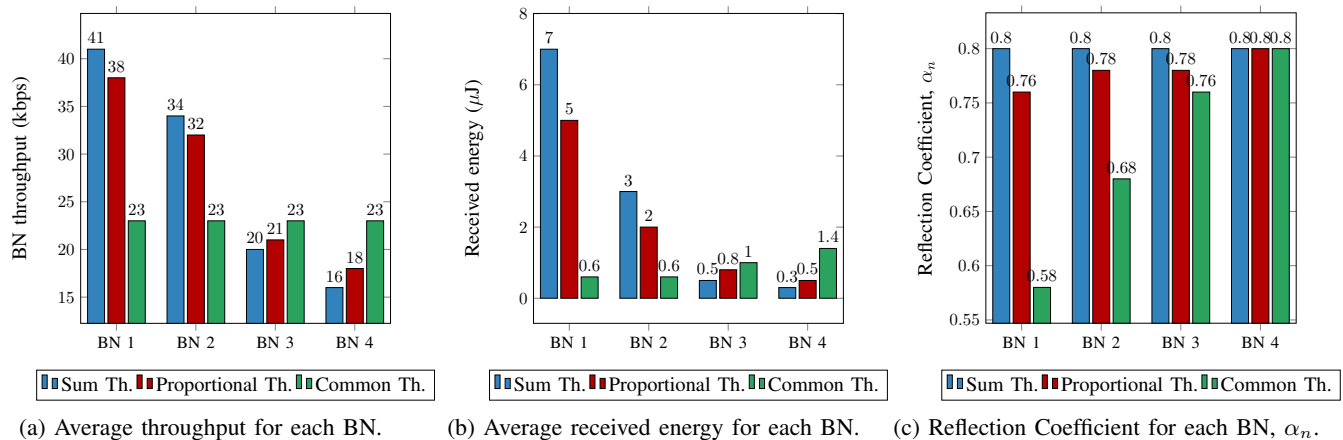


Fig. 7: Utility functions comparison. The distances of the BN_n , $n = \{1, 2, 3, 4\}$, to the Reader are set to 18 m, 22 m, 30 m and 34 m, respectively, and $V = 10^7$.

have no buffers. Hence, in [10] the sum throughput utility is optimized in a time slot based framework. Considering $N \in \{5, \dots, 12\}$ BNs distributed uniformly in an area with radius $\{50, 70\}$ m, Fig. 6 demonstrates the average sum throughput utility versus the number of BNs N .

As seen in Fig. 6, the sum throughput utility increases almost linearly with the number of BNs N . Moreover, according to this figure, the difference between the utility under our proposed policy and the policy in [10] is negligible. Also, both policies provide an average improvement of about 13% and 24% over the MRT with radius equal to 70 m and 50 m, respectively. Accordingly, unlike the common throughput utility, with the sum throughput utility, adopting buffers in the BNs will not increase the utility. This is because maximizing the sum throughput utility reduces to opportunistically maximizing the sum throughput in each time slot. Particularly, considering $D_{\max} > R_{\max}$, the data admission policy (37) implies that during steady state the data buffers in all BNs will fluctuate near $V + D_{\max}$. Hence, all BNs will have almost equal weights in data link scheduling problem (19) and accordingly, our problem reduces to maximizing the sum rate as in [10].

Considering the utilities, $U_s(t)$, $U_p(t)$ and $U_c(t)$, Fig. 7 compares the average throughput, the received energy and the average reflection coefficient of the BNs in a BCN with 4 BNs. In this BCN, $BN_i, i \in \{1, 2, 3, 4\}$, are located at distances 18 m, 22 m, 30 m and 34 m of the Reader, respectively. According to Fig. 7a, the sum throughput utility behaves opportunistically where, for instance, BN_1 achieves almost 250% higher throughput compared to BN_4 . Whereas, with the common throughput utility all BNs achieve equal throughputs at a cost of about 20% sum throughput reduction compared to the other two utilities. The received energy of the BNs in Fig. 7b is in harmony with Fig. 7a. That is, with the sum and proportional throughput utilities, BN_1 receives the highest portion of the energy transmitted by the Reader. However, with the common throughput utility the farther BNs receive more energy. Particularly, considering the common throughput utility, BN_4 receives 230% more energy compared to BN_1 . While the path loss of the link between BN_4 and the Reader is

$(34/18)^3 \approx 6.7$ times higher than path loss of the link between BN_1 and the Reader. Moreover, according to Fig. 7c, under the common throughput utility, BN_1 and BN_2 backscatter the received energy on average with $\alpha_1 = 0.58$ and $\alpha_2 = 0.68$, respectively, which is significantly less than $\alpha_{\max} = 0.8$. Accordingly, the received signal to interference plus noise ratio for the far BNs and, hence, their throughput increases.

It should be noted that the BNs can be designed to be passive and use a small portion of their received energy for powering up their circuit instead of an internal battery. As an example, according to Fig. 7b, the BNs receive at least $0.3 \mu J$ per time slot. However, their circuit energy consumption is in order of $0.01 \mu J$ in each time slot [59]. Accordingly, the BNs can rely on the Reader energy for powering up their circuit instead of internal battery by absorbing a small portion of the received energy. The absorbed energy can be controlled by the reflection coefficient α_n . We observed in Fig. 7c that some BNs do not reflect the received energy with the maximum reflection coefficient to reduce inter-user interference. These BNs can use the portion of the energy that is not backscattered for powering up their circuit. Moreover, to ensure that all BNs absorb sufficient energy one can reduce α_{\max} to guarantee a portion of the received energy for circuit power. We will discuss the effect of reducing α_{\max} on the average throughput in Fig. 10.

In Fig. 8, we investigate the effect of the finite length codewords on the communication range under the proposed policy. Particularly, we define the communication range as the maximum distance of the BNs to the Reader such that the BNs achieve a specified common throughput with certain error probability. Here, we consider BCNs with BNs located circularly around the Reader. Considering the common throughputs $\bar{U}_c(t) = \{3, 5\}$ kbps, Fig. 8 shows the communication range versus the numbers of the BNs N . This figure is plotted for codeword lengths $L = \{\infty, 10^4, 10^3, 10^2\}$ and the error probability $\psi = 10^{-3}$. As seen in Fig. 8, in harmony with intuition, while the Shannon's capacity-based evaluations are tight for the cases with moderate/long codewords, with short length codewords the communication range decreases.

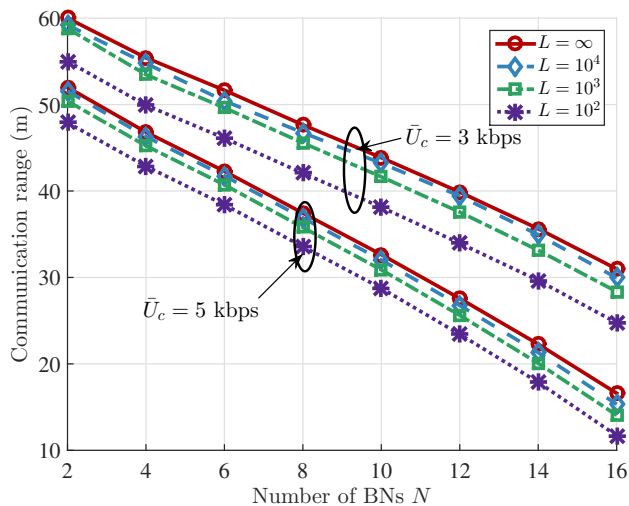


Fig. 8: Communication range versus the number of the BNs, N for codeword lengths $L = \{\infty, 10^4, 10^3, 10^2\}$, target common throughput set to $\bar{U}_c = \{3, 5\}$ kbps, and $V = 10^7$.

This communication range reduction is almost constant for different number of BNs N . Moreover, the communication range reduction is more significant as the common throughput decreases. This is because, with lower signal to interference plus noise ratio, the second term inside the brackets in (45) is more dominant. Finally, Fig. 8 shows the tradeoff between communication range and number of BNs. According to this figure, the communication range decreases almost linearly with the number of BNs.

Considering different codeword lengths $L = \{10^2, 10^3\}$ and Rician K -factors $K = \{0, 1, 10, 100\}$, Fig. 9 shows the average common throughput utility \bar{U}_c versus the maximum error probability ψ in (45). According to this figure, considering different K -factors, the utility increases with the error probability almost logarithmically. However, the common throughput utility is more sensitive to the error probability with low codeword lengths. As the codeword length increases, the sensitivity to the error probability decreases. Therefore, at lower targeted error probabilities short codewords can significantly degrade the utility which should be considered in BCN design. Moreover, the common throughput increases as the Rician K -factor increases. That is because the deterministic component of the channel $h_n^d(t)$ becomes more dominant as K increases. This relative increment saturates at higher K -factors. Finally, the common throughput is more sensitive to the Rician K -factor with longer codewords.

Considering $\alpha_{\max} = \{0.8, 0.7\}$ and BPSK, QAM and 16-QAM modulation schemes, in Fig. 10 we investigate the effect of different modulation schemes and maximum reflection coefficient on the common throughput. Specifically, we consider the approximate transmission rate under square QAM modulations (46). According to Fig. 10, the gap between the common throughput under different modulation schemes decreases as the average distance of the BNs to Reader increases. This is because at low SNRs all modulation schemes achieve almost the Shannon capacity. Also, Fig. 10 shows the minimum required modulation order for achieving the

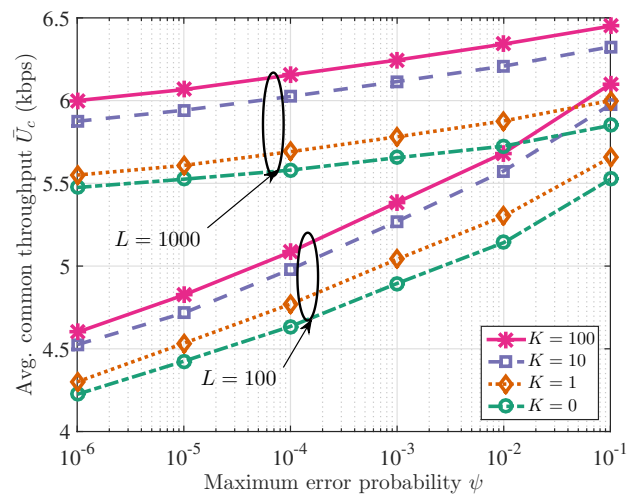


Fig. 9: Common throughput utility versus the maximum code-word error probability, ψ for codeword lengths $L = \{10^2, 10^3\}$, Rician K -factors $K \in \{0, 1, 10, 100\}$ and $V = 10^7$.

Shannon's capacity at different average BNs distances. For example, when the average distance of the BNs is more than 50m, we can almost achieve the Shannon's capacity with the 16-QAM modulation scheme. Moreover, considering $\alpha_{\max} = \{0.8, 0.7\}$, Fig 10 shows that the throughput reduction caused by reducing α_{\max} by 0.1 is negligible for all modulations and parameter settings considered in this figure. Accordingly, in the case that the BNs are passive, the BNs can absorb part of their received energy by reducing their maximum reflection coefficient and use the absorbed energy for supplying their circuit with negligible throughput desegregation. Particularly, assuming $0.01\mu J$ for the required circuit energy in each time slot [59], the BNs in the considered scenario can supply their circuit by absorbing 10% of their received energy that is more than $0.4\mu J$ for the furthest BN. This is at the cost of 2% to 8% throughput desegregation for different modulation schemes, where BPSK and 16-QAM modulations experience the minimum and maximum degradations, respectively. It should be noted that in the case of using passive BNs, α_{\max} would be a design parameter besides the communication range and Reader transmission power. However, the results in Fig. 10 shows that the energy of the passive tags can be supplied by negligible throughput degradation in a typical BCN.

V. CONCLUSION

This paper studied data and energy scheduling in a mono-static BCN with a multi-antenna Reader and multiple BNs. The BNs adopt buffers to store their admitted data before transmission to the Reader. We proposed data link control and data admission policies for maximizing the average value of different utility functions, including the sum, the proportional and the common throughput utilities. Through simulation comparisons, we showed the superiority of our proposed scheme compared to state-of-the-art works. Specifically, we showed that the sum throughput utility under our proposed policy achieves the maximum sum channel rate in [10], while stabilizing the data buffers. Whereas, our proposed policy for

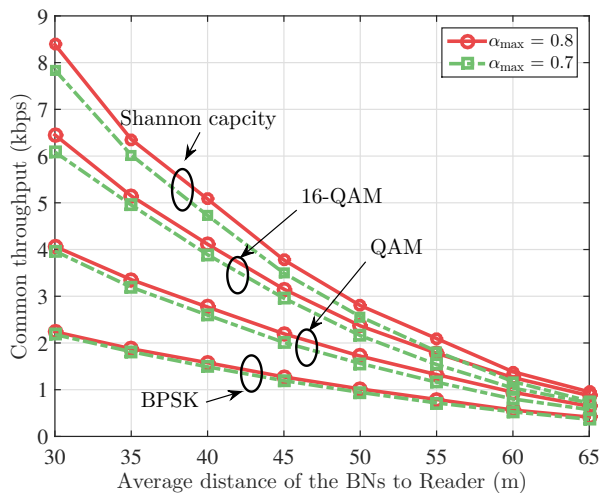


Fig. 10: Common throughput utility versus the average distance of the BNs to Reader for the cases with BPSK, QAM, 16-QAM modulations and Shannon capacity, $\alpha_{\max} = \{0.7, 0.8\}$, and $V = 10^7$.

optimizing the common throughput improves the result in [11]. Moreover, using the results on the achievable rates of finite blocklength codewords, we studied the system performance in the cases with short packets.

As demonstrated, the proposed policies achieve optimal utility and stabilize the data buffers in the BNs with few iterations of the data link control algorithm. Moreover, considering the common throughput utility, adopting buffers in BNs enables more efficient data scheduling and, hence, improves the common throughput. Finally, according to our analysis, the finite length of the codewords affects the communication range significantly, specifically at low signal to interference plus noise ratios. Also, the utilities are more sensitive to maximum error probability at short codeword lengths, which should be carefully compensated for in the BCN design.

APPENDIX A PROOF OF LEMMA 1

Consider the following chain of inequalities,

$$\begin{aligned}
 & \mathbb{E}\{L(t+1) - L(t) | \mathbf{Q}(t)\} \\
 &= \frac{1}{2} \sum_{n \in \mathcal{N}} \mathbb{E}\{Q_n^2(t+1) - Q_n^2(t) | \mathbf{Q}(t)\} \\
 &\stackrel{(a)}{=} \frac{1}{2} \sum_{n \in \mathcal{N}} \mathbb{E}\left\{([Q_n(t) - R_n(t)]^+)^2 + D_n^2(t) + \right. \\
 &\quad \left. 2D_n(t)[Q_n(t) - R_n(t)]^+ - Q_n(t)^2 | \mathbf{Q}(t)\right\} \quad (48) \\
 &\stackrel{(b)}{\leq} \frac{1}{2} \sum_{n \in \mathcal{N}} \mathbb{E}\left\{R_n(t)^2 - 2Q_n(t)R_n(t) + D_n(t)^2 + \right. \\
 &\quad \left. 2D_n(t)Q_n(t) | \mathbf{Q}(t)\right\} \\
 &\stackrel{(c)}{\leq} B + \sum_{n \in \mathcal{N}} \mathbb{E}\left\{Q_n(t)(D_n(t) - R_n(t)) | \mathbf{Q}(t)\right\},
 \end{aligned}$$

where (a) results from (7). Inequality (b) in (48) holds because $([Q_n(t) - R_n(t)]^+)^2 \leq (Q_n(t) - R_n(t))^2$ and $[Q_n(t) - R_n(t)]^+ \leq Q_n(t)$. Moreover, inequality (c) comes from

$$\frac{1}{2} \sum_{n \in \mathcal{N}} (R_n^2(t) + D_n^2(t)) \leq \frac{N}{2} (R_{\max}^2 + D_{\max}^2(t)) = B.$$

Finally, (14) in Lemma 1 is proved if we subtract $V \mathbb{E}\{U(t) | \mathbf{Q}(t)\}$ from both sides of (48).

APPENDIX B PROOF OF THEOREM 1

a) *Proof of the first claim:* To prove the first claim of the theorem, we show that under the solution of Problem (16), we always have $D_n(t) = 0$ if $Q_n(t) \geq V$. To avoid clutter, we omit the time slot index t . Assume that the buffer level in the l -th BN exceeds V , i.e., $Q_l \geq V$. We define two data admission vectors \mathbf{D}^1 and \mathbf{D}^0 that only differ in the l -th element. Specifically, we have $D_n^1 = D_n^0, \forall n \neq l, D_l^0 = 0$ and $D_l^1 > 0$. With slightly modified notation, we define $\Delta_u^i \triangleq \Delta_u(\mathbf{f}, \mathbf{G}, \alpha, \mathbf{D}^i), i = \{0, 1\}$. Note that we have modified the notation to emphasize that $\Delta_u(\cdot)$ in (14) is a function $\mathbf{f}, \mathbf{G}, \alpha$ and \mathbf{D} . Accordingly, we have

$$\begin{aligned}
 \Delta_u^1 - \Delta_u^0 &\stackrel{(a)}{=} Q_l(t)D_l^1 - V(U_g(\mathbf{D}^1) - U_g(\mathbf{D}^0)) \\
 &\stackrel{(b)}{\geq} Q_l(t)D_l^1 - VD_l^1 = (Q_l(t) - V)D_l^1 \geq 0,
 \end{aligned} \quad (49)$$

where, $g \in \{s, p, c\}$ indicates the sum, proportional and common throughput utility functions. The equality (a) follows from the definition of $\Delta_u(\cdot)$ in (14). Moreover, (b) results from the fact that the utility functions $U_g(\mathbf{D}), g \in \{s, p, c\}$, are Lipschitz continuous, such that we have

$$U_g(\mathbf{D}^1) - U_g(\mathbf{D}^0) \leq \sum_{n \in \mathcal{N}} (D_n^1 - D_n^0) = D_l^1. \quad (50)$$

Then, (49) implies that $\Delta_u^1 \geq \Delta_u^0$, and hence, a data admission vector with $D_l > 0$ is not optimal. Accordingly, we conclude that $Q_n(t)$ will never exceed $V + D_{\max}$.

b) *Proof of the second claim:* The second claim can be proved following the Lyapunov optimization method in [43, Chapter 4]. According to [43, Theorem 4.5], there is an optimal stationary policy, denoted by random-only-policy, which is only a function of $\mathbf{h}_n(t), \forall n$. Under the random-only-policy, we have $\mathbb{E}\{U(t) | \mathbf{Q}(t)\} = U^*$ and $\mathbb{E}\{Q_n(t)(D_n(t) - R_n(t))\} \leq 0$. Plugging the random-only-policy in $\Delta_u(t)$ and using (14), we have

$$\Delta_p(L(t)) \leq B - VU^*, \quad (51)$$

where $\Delta_p(L(t))$ is evaluated under the solution of Problem (16). Note that (51) holds since the solution of Problem (16) minimizes $\Delta_u(t)$, and hence, $\Delta_p(L(t))$ under the solution of Problem (16) is not greater than $\Delta_u(t)$ under all alternative solutions, including the random-only-policy. Averaging both

sides of (51) over $t = 0, \dots, T - 1$, we obtain

$$\begin{aligned} & \frac{1}{T} \sum_{n \in \mathcal{N}} Q_n^2(t) - \frac{1}{T} \sum_{n \in \mathcal{N}} Q_n^2(0) - \\ & V \frac{1}{T} \sum_{t=0}^{T-1} \mathbb{E}\{U(t)\} \leq B - VU^*, \end{aligned} \quad (52)$$

and, rearranging the terms in (52) and taking $\lim_{T \rightarrow \infty}$, we have

$$\lim_{T \rightarrow \infty} \frac{1}{T} \sum_{t=0}^{T-1} \mathbb{E}\{U(t)\} \geq U^* - \frac{B}{V}. \quad (53)$$

APPENDIX C PROOF OF PROPOSITION 2

We first show that the value of the function $\sum Q_n(t)R_n(t)$ is non-decreasing in each iteration. To avoid clutter, we omit the time slot index t . Moreover, to emphasize the dependence on \mathbf{f}, \mathbf{G} and α , we use the notations $\tilde{R}(\mathbf{f}, \mathbf{G}, \alpha, \gamma)$, $\tilde{R}(\mathbf{f}, \mathbf{G}, \alpha, \gamma, \mathbf{y})$ and $R_q(\mathbf{f}, \mathbf{G}, \alpha)$ instead of $\tilde{R}(t, \gamma)$, $\tilde{R}(t, \gamma, \mathbf{y})$ and $\sum Q_n(t)R_n(t)$, respectively. Let $\mathbf{f}^i, \mathbf{G}^i$ and α^i denote the value of \mathbf{f}, \mathbf{G} and α at the beginning of the i -th iteration. Then, we have

$$\begin{aligned} R_q(\mathbf{f}^i, \mathbf{G}^i, \alpha^i) & \stackrel{(a)}{=} \tilde{R}(\mathbf{f}^i, \mathbf{G}^i, \alpha^i, \gamma^*) \stackrel{(b)}{=} \tilde{R}(\mathbf{f}^i, \mathbf{G}^i, \alpha^i, \gamma^*, \mathbf{y}^*) \\ & \stackrel{(c)}{\leq} \tilde{R}(\mathbf{f}^{i+1}, \mathbf{G}^i, \alpha^i, \gamma^*, \mathbf{y}^*) \stackrel{(d)}{\leq} \tilde{R}(\mathbf{f}^{i+1}, \mathbf{G}^i, \alpha^{i+1}, \gamma^*, \mathbf{y}^*) \\ & \leq \max_{\mathbf{y}} \tilde{R}(\mathbf{f}^{i+1}, \mathbf{G}^i, \alpha^{i+1}, \gamma^*, \mathbf{y}) \stackrel{(e)}{=} \tilde{R}(\mathbf{f}^{i+1}, \mathbf{G}^i, \alpha^{i+1}, \gamma^*) \\ & \leq \max_{\gamma} \tilde{R}(\mathbf{f}^{i+1}, \mathbf{G}^i, \alpha^{i+1}, \gamma) \stackrel{(f)}{=} R_q(\mathbf{f}^{i+1}, \mathbf{G}^i, \alpha^{i+1}) \\ & \stackrel{(g)}{\leq} R_q(\mathbf{f}^{i+1}, \mathbf{G}^{i+1}, \alpha^{i+1}), \end{aligned} \quad (54)$$

where (a) holds because γ^* maximizes $\tilde{R}(\mathbf{f}^i, \mathbf{G}^i, \alpha^i, \gamma)$ and the maximum value reduces to $R_q(\mathbf{f}^i, \mathbf{G}^i, \alpha^i)$. Similarly, (b) follows from the fact that \mathbf{y}^* maximizes $\tilde{R}(\mathbf{f}^i, \mathbf{G}^i, \alpha^i, \gamma^*, \mathbf{y})$, and the maximum value reduces to $\tilde{R}(\mathbf{f}^i, \mathbf{G}^i, \alpha^i, \gamma^*)$. Inequalities (c) and (d) hold since \mathbf{f}^{i+1} and α^{i+1} maximize $\tilde{R}(\cdot)$ while the other variables are fixed. The equalities (e) and (f) are concluded similar to (b) and (a), respectively. Finally, (g) follows since \mathbf{G}^{i+1} maximizes $R_q(\mathbf{f}^{i+1}, \mathbf{G}, \alpha^{i+1})$. According to (54), the value of the sum $\sum Q_n(t)R_n(t)$ is non-decreasing over successive iterations. Moreover, since $\sum Q_n(t)R_n(t)$ is upper-bounded, the iterations converge.

REFERENCES

- [1] A. Zaidi, A. Brännby, A. Nazari, M. Hogan, and C. Kuhlins, "Cellular IoT in the 5G era," Ericsson, White Paper, Feb. 2020.
- [2] F. Rezaei, C. Tellambura, and S. Herath, "Large-scale wireless-powered networks with backscatter communications—a comprehensive survey," *IEEE Open J. Commun. Society*, vol. 1, pp. 1100–1130, Jul. 2020.
- [3] Y. Zeng, B. Clerckx, and R. Zhang, "Communications and signals design for wireless power transmission," *IEEE Trans. Commun.*, vol. 65, no. 5, pp. 2264–2290, Mar. 2017.
- [4] K. Han and K. Huang, "Wirelessly powered backscatter communication networks: Modeling, coverage, and capacity," *IEEE Trans. Wireless Commun.*, vol. 16, no. 4, pp. 2548–2561, Mar. 2017.
- [5] W. Liu, K. Huang, X. Zhou, and S. Durrani, "Next generation backscatter communication: systems, techniques, and applications," *EURASIP J. on Wireless Commun. and Netw.*, vol. 2019, no. 1, p. 69, Mar. 2019.
- [6] J. Kimionis, A. Bletsas, and J. N. Sahalos, "Increased range bistatic scatter radio," *IEEE Trans. Commun.*, vol. 62, no. 3, pp. 1091–1104, Feb. 2014.
- [7] N. Van Huynh, D. T. Hoang, X. Lu, D. Niyato, P. Wang, and D. I. Kim, "Ambient backscatter communications: A contemporary survey," *IEEE Commun. Surveys Tuts.*, vol. 20, no. 4, pp. 2889–2922, May 2018.
- [8] G. Yang, C. K. Ho, and Y. L. Guan, "Multi-antenna wireless energy transfer for backscatter communication systems," *IEEE J. Sel. Areas Commun.*, vol. 33, no. 12, pp. 2974–2987, Sep. 2015.
- [9] S. Chen, S. Zhong, S. Yang, and X. Wang, "A multiantenna RFID reader with blind adaptive beamforming," *IEEE Internet Things J.*, vol. 3, no. 6, pp. 986–996, Mar. 2016.
- [10] D. Mishra and E. G. Larsson, "Sum throughput maximization in multi-tag backscattering to multiantenna reader," *IEEE Trans. Commun.*, vol. 67, no. 8, pp. 5689–5705, Apr. 2019.
- [11] —, "Multi-tag backscattering to MIMO reader: Channel estimation and throughput fairness," *IEEE Trans. Wireless Commun.*, vol. 18, no. 12, pp. 5584–5599, Sep. 2019.
- [12] G. Yang, Q. Zhang, and Y. Liang, "Cooperative ambient backscatter communication systems for green internet-of-things," *IEEE Internet Things J.*, vol. 5, no. 2, pp. 1116–1130, Mar. 2018.
- [13] S. Idrees, X. Zhou, S. Durrani, and D. Niyato, "Design of ambient backscatter training for wireless power transfer," *IEEE Trans. Wireless Commun.*, vol. 19, no. 10, pp. 6316–6330, Jun. 2020.
- [14] D. Li and Y. Liang, "Adaptive ambient backscatter communication systems with MRC," *IEEE Trans. Veh. Technol.*, vol. 67, no. 12, pp. 12 352–12 357, Sep. 2018.
- [15] Q. Tao, C. Zhong, X. Chen, H. Lin, and Z. Zhang, "Maximum-eigenvalue detector for multiple antenna ambient backscatter communication systems," *IEEE Trans. Veh. Technol.*, vol. 68, no. 12, pp. 12 411–12 415, Oct. 2019.
- [16] C. Chen, G. Wang, P. D. Diamantoulakis, R. He, G. K. Karagiannidis, and C. Tellambura, "Signal detection and optimal antenna selection for ambient backscatter communications with multi-antenna tags," *IEEE Trans. Commun.*, vol. 68, no. 1, pp. 466–479, Oct. 2020.
- [17] C. Chen, G. Wang, H. Guan, Y. Liang, and C. Tellambura, "Transceiver design and signal detection in backscatter communication systems with multiple-antenna tags," *IEEE Trans. Wireless Commun.*, vol. 19, no. 5, pp. 3273–3288, Feb. 2020.
- [18] C. Boyer and S. Roy, "Backscatter communication and RFID: Coding, energy, and MIMO analysis," *IEEE Trans. Commun.*, vol. 62, no. 3, pp. 770–785, Dec. 2014.
- [19] C. He, S. Chen, H. Luan, X. Chen, and Z. J. Wang, "Monostatic MIMO backscatter communications," *IEEE J. Sel. Areas Commun.*, vol. 38, no. 8, pp. 1896–1909, Jun. 2020.
- [20] S. Xiao, H. Guo, and Y. Liang, "Resource allocation for full-duplex-enabled cognitive backscatter networks," *IEEE Trans. Wireless Commun.*, vol. 18, no. 6, pp. 3222–3235, Apr. 2019.
- [21] Y. Ye, L. Shi, R. Qingyang Hu, and G. Lu, "Energy-efficient resource allocation for wirelessly powered backscatter communications," *IEEE Commun. Lett.*, vol. 23, no. 8, pp. 1418–1422, Jun. 2019.
- [22] H. Yang, Y. Ye, and X. Chu, "Max-min energy-efficient resource allocation for wireless powered backscatter networks," *IEEE Wireless Commun. Lett.*, vol. 9, no. 5, pp. 688–692, Jan. 2020.
- [23] I. Krikidis, "Retrodirective large antenna energy beamforming in backscatter multi-user networks," *IEEE Wireless Commun. Lett.*, vol. 7, no. 4, pp. 678–681, Feb. 2018.
- [24] G. Yang, D. Yuan, Y. Liang, R. Zhang, and V. C. M. Leung, "Optimal resource allocation in full-duplex ambient backscatter communication networks for wireless-powered IoT," *IEEE Internet Things J.*, vol. 6, no. 2, pp. 2612–2625, Sep. 2019.
- [25] S. Gong, X. Huang, J. Xu, W. Liu, P. Wang, and D. Niyato, "Backscatter relay communications powered by wireless energy beamforming," *IEEE Trans. Commun.*, vol. 66, no. 7, pp. 3187–3200, Feb. 2018.
- [26] X. Wen, S. Bi, X. Lin, L. Yuan, and J. Wang, "Throughput maximization for ambient backscatter communication: A reinforcement learning approach," in *Proc. IEEE TNEC*, Chengdu, China, Mar. 2019, pp. 997–1003.
- [27] N. Van Huynh, D. T. Hoang, D. N. Nguyen, E. Dutkiewicz, D. Niyato, and P. Wang, "Optimal and low-complexity dynamic spectrum access for RF-powered ambient backscatter system with online reinforcement learning," *IEEE Trans. Commun.*, vol. 67, no. 8, pp. 5736–5752, Apr. 2019.
- [28] T. T. Anh, N. C. Luong, D. Niyato, Y. Liang, and D. I. Kim, "Deep reinforcement learning for time scheduling in RF-powered backscatter cognitive radio networks," in *Proc. IEEE WCNC*, Marrakesh, Morocco, Oct. 2019, pp. 1–7.

- [29] D. T. Hoang, D. Niyato, P. Wang, D. I. Kim, and L. Bao Le, "Optimal data scheduling and admission control for backscatter sensor networks," *IEEE Trans. Commun.*, vol. 65, no. 5, pp. 2062–2077, Feb. 2017.
- [30] T. Liu, X. Qu, and W. Tan, "Online optimal control for wireless cooperative transmission by ambient RF powered sensors," *IEEE Trans. Wireless Commun.*, vol. 19, no. 9, pp. 6007–6019, Jun. 2020.
- [31] Y. Polyanskiy, H. V. Poor, and S. Verdú, "Channel coding rate in the finite blocklength regime," *IEEE Trans. Inf. Theory*, vol. 56, no. 5, pp. 2307–2359, Jan. 2010.
- [32] B. Makki, T. Svensson, and M. Zorzi, "Finite block-length analysis of the incremental redundancy HARQ," *IEEE Wireless Commun. Lett.*, vol. 3, no. 5, pp. 529–532, Aug. 2014.
- [33] B. Makki, T. Svensson, and M. Zorzi, "Finite block-length analysis of spectrum sharing networks using rate adaptation," *IEEE Trans. Commun.*, vol. 63, no. 8, pp. 2823–2835, Aug. 2015.
- [34] B. Makki, T. Svensson, and M. Zorzi, "Wireless energy and information transmission using feedback: Infinite and finite block-length analysis," *IEEE Trans. Commun.*, vol. 64, no. 12, pp. 5304–5318, Sep. 2016.
- [35] M. Haghighat, M. Robat Mili, B. Makki, M. Nasiri-Kenari, and T. Svensson, "Joint sum rate and error probability optimization: Finite blocklength analysis," *IEEE Wireless Commun. Lett.*, vol. 6, no. 6, pp. 726–729, Dec. 2017.
- [36] G. Vannucci, A. Bletsas, and D. Leigh, "A software-defined radio system for backscatter sensor networks," *IEEE Trans. Wireless Commun.*, vol. 7, no. 6, pp. 2170–2179, Jun. 2008.
- [37] X. Lu, D. Niyato, H. Jiang, D. I. Kim, Y. Xiao, and Z. Han, "Ambient backscatter assisted wireless powered communications," *IEEE Wireless Commun.*, vol. 25, no. 2, pp. 170–177, Jan. 2018.
- [38] N. Fasarakis-Hilliard, P. N. Alevizos, and A. Bletsas, "Coherent detection and channel coding for bistatic scatter radio sensor networking," *IEEE Trans. Commun.*, vol. 63, no. 5, pp. 1798–1810, Mar. 2015.
- [39] D. P. Villame and J. S. Marciano, "Carrier suppression locked loop mechanism for UHF RFID readers," in *Proc. IEEE RFID*, Orlando, FL, USA, Apr. 2010, pp. 141–145.
- [40] X. Hao, H. Zhang, Z. Shen, Z. Liu, L. Zhang, H. Jiang, J. Liu, and H. Liao, "A 43.2 μ W 2.4 GHz 64-QAM pseudo-backscatter modulator based on integrated directional coupler," in *Proc. IEEE ISCAS*, Florence, Italy, May 2018, pp. 1–5.
- [41] S. J. Thomas, E. Wheeler, J. Teizer, and M. S. Reynolds, "Quadrature amplitude modulated backscatter in passive and semipassive uhf rfid systems," *IEEE Trans. Microw. Theory Techn.*, vol. 60, no. 4, pp. 1175–1182, Feb. 2012.
- [42] B. Lyu, D. T. Hoang, and Z. Yang, "User cooperation in wireless-powered backscatter communication networks," *IEEE Wireless Commun. Lett.*, vol. 8, no. 2, pp. 632–635, Jan. 2019.
- [43] M. J. Neely, *Stochastic Network Optimization with Application to Communication and Queueing Systems*, J. Walrand, Ed. Morgan & Claypool Publishers, 2010.
- [44] L. Huang and M. J. Neely, "Utility optimal scheduling in energy-harvesting networks," *IEEE/ACM Trans. Netw.*, vol. 21, no. 4, pp. 1117–1130, Dec. 2013.
- [45] M. J. Neely, "Energy optimal control for time-varying wireless networks," *IEEE Trans. Inf. Theory*, vol. 52, no. 7, pp. 2915–2934, Jul. 2006.
- [46] M. Movahednasab, B. Makki, N. Omidvar, M. R. Pakravan, T. Svensson, and M. Zorzi, "An energy-efficient controller for wirelessly-powered communication networks," *IEEE Trans. Commun.*, vol. 68, no. 8, pp. 4986–5002, May 2020.
- [47] M. Movahednasab, N. Omidvar, M. R. Pakravan, and T. Svensson, "Joint data routing and power scheduling for wireless powered communication networks," in *Proc. IEEE ICC*, Shanghai, China, May 2019, pp. 1–7.
- [48] R. Rezaei, N. Omidvar, M. Movahednasab, M. R. Pakravan, S. Sun, and Y. L. Guan, "Efficient, fair, and QoS-aware policies for wirelessly powered communication networks," *IEEE Trans. Commun.*, vol. 68, no. 9, pp. 5892–5907, Jun. 2020.
- [49] R. Rezaei, M. Movahednasab, N. Omidvar, and M. R. Pakravan, "Stochastic power control policies for battery-operated wireless power transfer," in *Proc. IEEE PIMRC*, Bologna, Italy, Sep. 2018, pp. 1–5.
- [50] —, "Optimal and near-optimal policies for wireless power transfer considering fairness," in *Proc. IEEE GLOBECOM*, Abu Dhabi, United Arab Emirates, Dec. 2018, pp. 1–7.
- [51] M. Hadi, M. R. Pakravan, and E. Agrell, "Dynamic resource allocation in metro elastic optical networks using Lyapunov drift optimization," *J. Opt. Commun. Netw.*, vol. 11, no. 6, pp. 250–259, Jun. 2019.
- [52] K. Shen and W. Yu, "Fractional programming for communication systems—part I: Power control and beamforming," *IEEE Trans. Signal Process.*, vol. 66, no. 10, pp. 2616–2630, Mar. 2018.
- [53] —, "Fractional programming for communication systems—part II: Uplink scheduling via matching," *IEEE Trans. Signal Process.*, vol. 66, no. 10, pp. 2631–2644, Mar. 2018.
- [54] R. W. Freund and F. Jarre, "Solving the sum-of-ratios problem by an interior-point method," *J. of Global Optimization*, vol. 19, no. 1, pp. 83–102, Jan. 2001.
- [55] E. Björnson and E. Jorswieck, *Optimal Resource Allocation in Coordinated Multi-Cell Systems*. Now Foundations and Trends, 2013.
- [56] E. Björnson, M. Bengtsson, and B. Ottersten, "Optimal multiuser transmit beamforming: A difficult problem with a simple solution structure [lecture notes]," *IEEE Signal Process. Mag.*, vol. 31, no. 4, pp. 142–148, Jun. 2014.
- [57] M. Urlea and S. Loyka, "Simple closed-form approximations for achievable information rates of coded modulation systems," *Journal of Lightwave Technology*, vol. 39, no. 5, pp. 1306–1311, Mar. 2021.
- [58] Y. Zeng and R. Zhang, "Optimized training design for wireless energy transfer," *IEEE Trans. Commun.*, vol. 63, no. 2, pp. 536–550, Dec. 2015.
- [59] W. Liu, K. Huang, X. Zhou, and S. Durrani, "Full-duplex backscatter interference networks based on time-hopping spread spectrum," *IEEE Trans. Wireless Commun.*, vol. 16, no. 7, pp. 4361–4377, Jul. 2017.



Mohammad Movahednasab received his B.Sc. and M.Sc. degrees in electrical engineering from Sharif University of Technology, Tehran, Iran, in 2013 and 2015, respectively. He is currently a Ph.D. candidate at the School of Electrical Engineering, Sharif University of Technology. His main research interests include wireless powered communication, backscattered communication and molecular communication.



Mohammad Reza Pakravan (M89) received his B.Sc. degree from University of Tehran (UT), Tehran, Iran, in 1990 with honor and M.Sc. and Ph.D. degrees from University of Ottawa, Canada, in 1992 and 2000, respectively, all in Electrical Engineering. He joined Department of Electrical Engineering at Sharif University of Technology in 2001 where he is currently an associate professor. He is the director of Data Networks Research Laboratory and the director of networking group in the Advanced Communication Research Institute. His research interests include optical communication systems and networks, wireless communication networks and data networking algorithms and protocols.

Dr. Pakravan has received many awards for his academic and engineering achievements. Some of the notable awards are IEEE Neal Shepherd memorial best propagation paper award from IEEE vehicular technology society in 2001, two International Khwarizmi awards in 2014 and 2019 from Iranian Research Organization for Science and Technology and Entrepreneurship award of the year from IEEE Iran Section in 2020. He has also been recognized as top engineer of the year by the Iranian Academy of Science in 2018 for his outstanding contributions to development of Electrical and Computer Engineering.



Behrooz Makki [M19, SM19] received his PhD degree in Communication Engineering from Chalmers University of Technology, Gothenburg, Sweden. In 2013-2017, he was a Postdoc researcher at Chalmers University. Currently, he works as Senior Researcher in Ericsson Research, Gothenburg, Sweden.

Behrooz is the recipient of the VR Research Link grant, Sweden, 2014, the Ericssons Research grant, Sweden, 2013, 2014 and 2015, the ICT SEED grant, Sweden, 2017, as well as the Wallenbergs research grant, Sweden, 2018. Also, Behrooz is the recipient of

the IEEE best reviewer award, IEEE Transactions on Wireless Communications, 2018. Currently, he works as an Editor in IEEE Wireless Communications Letters, IEEE Communications Letters, the journal of Communications and Information Networks, as well as the Associate Editor in Frontiers in Communications and Networks. He was a member of European Commission projects mm-Wave based Mobile Radio Access Network for 5G Integrated Communications and ARTIST4G as well as various national and international research collaborations. His current research interests include integrated access and backhaul, Green communications, millimeter wave communications, free-space optical communication, NOMA, and backhauling. He has co-authored 67 journal papers, 46 conference papers and 70 patent applications.



Tommy Svensson [S98, M03, SM10] is full Professor in Communication Systems at Chalmers University of Technology in Gothenburg, Sweden, where he is leading the Wireless Systems research on air interface and wireless backhaul networking technologies for future wireless systems. He received a Ph.D. in Information theory from Chalmers in 2003, and he has worked at Ericsson AB with core networks, radio access networks, and microwave transmission products. He was involved in the European WINNER and ARTIST4G projects that made important contributions to the 3GPP LTE standards, the EU FP7 METIS and the EU H2020 5GPPP mmMAGIC and 5GCar projects towards 5G and currently the Hexa-X, RISE-6G and SEMANTIC projects towards 6G, as well as in the ChaseOn antenna systems excellence center at Chalmers targeting mm-wave and (sub)-THz solutions for 5G/6G access, backhaul/ fronthaul and V2X scenarios. His research interests include design and analysis of physical layer algorithms, multiple access, resource allocation, cooperative systems, moving networks, and satellite networks. He has co-authored 5 books, 98 journal papers, 131 conference papers and 56 public EU projects deliverables. He is Chairman of the IEEE Sweden joint Vehicular Technology/ Communications/ Information Theory Societies chapter, founding editorial board member and editor of IEEE JSAC Series on Machine Learning in Communications and Networks, has been editor of IEEE Transactions on Wireless Communications, IEEE Wireless Communications Letters, Guest editor of several top journals, organized several tutorials and workshops at top IEEE conferences, and served as coordinator of the Communication Engineering Masters Program at Chalmers.