



## Effect of Binding Energies on the Encounter Desorption

Downloaded from: <https://research.chalmers.se>, 2026-04-05 19:06 UTC

Citation for the original published paper (version of record):

Das, A., Sil, M., Ghosh, R. et al (2021). Effect of Binding Energies on the Encounter Desorption. *Frontiers in Astronomy and Space Sciences*, 8. <http://dx.doi.org/10.3389/fspas.2021.671622>

N.B. When citing this work, cite the original published paper.



# Effect of Binding Energies on the Encounter Desorption

Ankan Das<sup>1\*</sup>, Milan Sil<sup>1</sup>, Rana Ghosh<sup>1</sup>, Prasanta Gorai<sup>2</sup>, Soutan Adak<sup>3</sup>, Subhankar Samanta<sup>3</sup> and Sandip K. Chakrabarti<sup>1</sup>

<sup>1</sup>Indian Centre for Space Physics, Kolkata, India, <sup>2</sup>Department of Space, Earth and Environment, Chalmers University of Technology, Gothenburg, Sweden, <sup>3</sup>Ramakrishna Mission Residential College, Narendrapur, Kolkata, India

## OPEN ACCESS

### Edited by:

Ryan C. Fortenberry,  
University of Mississippi, United States

### Reviewed by:

Marco Minissale,  
Centre National de la Recherche  
Scientifique (CNRS), France  
Martin Robert Stewart McCoustra,  
Heriot-Watt University,  
United Kingdom

### \*Correspondence:

Ankan Das  
ankan.das@gmail.com

### Specialty section:

This article was submitted to  
Astrochemistry,  
a section of the journal  
Frontiers in Astronomy and Space  
Sciences

Received: 24 February 2021

Accepted: 30 April 2021

Published: 28 May 2021

### Citation:

Das A, Sil M, Ghosh R, Gorai P,  
Adak S, Samanta S and  
Chakrabarti SK (2021) Effect of Binding  
Energies on the Encounter Desorption.  
Front. Astron. Space Sci. 8:671622.  
doi: 10.3389/fspas.2021.671622

The abundance of interstellar ice constituents is usually expressed with respect to the water ice because, in denser regions, a significant portion of the interstellar grain surface would be covered by water ice. The binding energy (BE) or adsorption energy of the interstellar species regulates the chemical complexity of the interstellar grain mantle. Due to the high abundance of water ice, the BE of surface species with the water is usually provided and widely used in astrochemical modeling. However, the hydrogen molecules would cover some part of the grain mantle in the denser and colder part of the interstellar medium. Even at around  $\sim 10$  K, few atoms and simple molecules with lower adsorption energies can migrate through the surface. The BE of the surface species with H<sub>2</sub> substrate would be very different from that of a water substrate. However, adequate information regarding these differences is lacking. Here, we employ the quantum chemical calculation to provide the BE of 95 interstellar species with H<sub>2</sub> substrate. These are representative of the BEs of species to a H<sub>2</sub> overlayer on a grain surface. On average, we notice that the BE with the H<sub>2</sub> monomer substrate is almost ten times lower than the BE of these species reported earlier with the H<sub>2</sub>O c-tetramer configuration. The encounter desorption of H and H<sub>2</sub> was introduced [with  $E_D(\text{H}, \text{H}_2) = 45$  K and  $E_D(\text{H}_2, \text{H}_2) = 23$  K] to have a realistic estimation of the abundances of the surface species in the colder and denser region. Our quantum chemical calculations yield higher adsorption energy of H<sub>2</sub> than that of H [ $E_D(\text{H}, \text{H}_2) = 23\text{--}25$  K and  $E_D(\text{H}_2, \text{H}_2) = 67\text{--}79$  K]. We further implement an astrochemical model to study the effect of encounter desorption with the present realistic estimation. The encounter desorption of the N atom [calculations yield  $E_D(\text{N}, \text{H}_2) = 83$  K] is introduced to study the differences with its inclusion.

**Keywords:** astrochemistry, binding energy, numerical, ISM, star formation, chemical model, Monte Carlo (MC) algorithm

## 1 INTRODUCTION

Interstellar grains mainly consist of amorphous silicate and some form of carbonaceous materials (Li, 2004). It is now well established that these grains can significantly constrain the chemical composition of molecular clouds or star-forming regions. In the cloud's denser regions, where the temperature is reasonably low ( $\sim 10$  K), the grain surface would be covered by icy layers. A sizable portion of these icy layers may contain water molecules. Thus, providing the binding energies (BEs) with the water as a substrate is proper. In reality, the surface species would face a bare grain in the diffuse region. Some ice layers would grow on the top of this grain surface in the denser medium and

host the incoming species. The composition of this ice layer depends on the initial elemental abundance of the species in that region. It would not necessarily always be H<sub>2</sub>O-dominated. There are ample examples of the presence of a notable portion of CO, CO<sub>2</sub>, CH<sub>4</sub>, NH<sub>3</sub>, CH<sub>3</sub>OH, etc., on the ice (Gibb et al., 2004; Das et al., 2010; Das and Chakrabarti, 2011; Das et al., 2016; Gorai et al., 2020a).

Hydrogen molecules are ubiquitous in denser regions of the interstellar medium (ISM). Thus, its accretion rate on the grain is much higher in comparison to the others. However, because of the low adsorption energy, it can be easily desorbed from the grain. Despite this, a significant portion of the grain mantle would be covered by molecular hydrogen, especially around the cold and dense interstellar condition. This inhomogeneous surface coverage could influence the mobility of the other surface species. Initially, the encounter desorption mechanism was introduced by Hincelin et al. (2015) to eliminate the overestimation of the abundance of molecular hydrogen on the grain. This desorption process occurs during surface diffusion and is induced by the presence of repulsive inter-H<sub>2</sub> forces, effectively reducing the BE of H<sub>2</sub>. They considered  $g\text{H}_2 + g\text{H}_2 \rightarrow \text{H}_2 + g\text{H}_2$ , where “g” designates the grain surface species. They obtained an excellent match within the microscopic Monte Carlo method and the rate equation approach when they implemented this unique approach. The Monte Carlo approach is best suited for monitoring the chemical composition of the grain mantle. However, it is time-consuming (Chakrabarti et al., 2006a; Chakrabarti et al., 2006b; Cuppen and Herbst, 2007; Das et al., 2008a; Das et al., 2010; Das and Chakrabarti, 2011; Das et al., 2016). Recently, Chang et al. (2021) considered a similar process and included H's desorption by a similar mechanism. They considered  $g\text{H} + g\text{H}_2 \rightarrow \text{H} + g\text{H}_2$ , which means whenever the surface H meets one surface H<sub>2</sub>, surface H desorb with a certain probability. They reported a significant difference between the formation of some key surface species with the inclusion of this treatment.

A substantial amount of BE values are available from the temperature-programmed desorption (TPD) studies on various model substrates like graphite, diamond-like carbon, amorphous or crystalline silica, silicates, water, and other ice surfaces (Collings et al., 2004; Noble et al., 2012; Ward et al., 2012; Dulieu et al., 2013). But, the BE of the species with H<sub>2</sub> substrate is yet to be known. Cuppen and Herbst (2007) had estimated the BE of H atom on H<sub>2</sub> substrate ~45 K by following Vidali et al. (1991). They also estimated the BEs of O, OH, H<sub>2</sub>, O<sub>2</sub>, H<sub>2</sub>O, O<sub>3</sub>, O<sub>2</sub>H, and H<sub>2</sub>O<sub>2</sub> with the H<sub>2</sub> substrate by scaling its obtained BE with H<sub>2</sub>O substrate with the ratio of BE between the BE of H with water substrate and with H<sub>2</sub> substrate.

A vital impediment in examining the encounter desorption with other species is the shortage of information about the adsorption energy of these species with H<sub>2</sub> molecule. Here, we employ quantum chemical calculations to determine the adsorption energy of these species with H<sub>2</sub> molecule. Obtained BE assessments are executed in our Chemical Model of Molecular Cloud (hereafter CMMC) (Das et al., 2015a; Das et al., 2015b; Gorai et al., 2017a; Gorai et al., 2017b; Sil et al., 2018; Gorai et al.,

2020b). The encounter desorption effect is vital during the prestellar core phase. Studying the formation of stars is one of the essential intricacies of astrophysics. A complete understanding of the star formation process is yet to be established. However, in brief, stars are formed by a long condensation process (Pagani et al., 2013). In the beginning, warm diffuse material (~8000 K) converts into a cold neutral atomic gas (~100 K and ~10–100 cm<sup>-3</sup>). After further evolution, it transforms into a more dense region (10<sup>2</sup>–10<sup>4</sup> cm<sup>-3</sup> and ~10–20 K). If no other heating source is present, then a dense core (>10<sup>4</sup> cm<sup>-3</sup>) appears in some places of these turbulent materials. Some of these cores further evolve into prestellar cores (>10<sup>5</sup> cm<sup>-3</sup>) (Bergin and Tafalla, 2007; Keto and Caselli, 2008). Prestellar cores further continue their evolution for the formation of the protostar. Due to the accretion of atoms and molecules, gas-phase abundance is depleting, whereas the molecular ice mantles form. The chemical composition of the grain mantle is mainly governed by the addition of atomic hydrogen with the atoms or simple molecules. The chemical composition of the bulk ices further varies with the star formation process associated with it. Depending on this, it is expected that the ice composition would be very different in various places. However, from the infrared observations, it was observed that the significant repositories of interstellar hydrogen, oxygen, carbon, and nitrogen are H<sub>2</sub>O, CH<sub>3</sub>OH, H<sub>2</sub>CO, CO, CO<sub>2</sub>, CH<sub>4</sub>, and NH<sub>3</sub> (Gibb et al., 2000; Whittet et al., 2007; Öberg et al., 2008; Boogert et al., 2015).

This article is compiled as follows. In **Section 2**, we confer computational methodology. Discussion and results are presented in **Section 3**, and finally, in **Section 4**, we conclude.

## 2 COMPUTATIONAL DETAILS

### 2.1 Quantum Chemical Calculations

Here, we have utilized the Gaussian 09 suite of programs (Frisch et al., 2013) for quantum chemical calculations. In a periodic treatment of surface adsorption phenomena, the BE is related to the interaction energy, ( $\Delta E$ ), as follows:

$$BE = -\Delta E. \quad (1)$$

For a bounded adsorbate, the BE is a positive quantity and is defined as follows:

$$BE = (E_{\text{surface}} + E_{\text{species}}) - E_{\text{ss}}, \quad (2)$$

where  $E_{\text{ss}}$  is the optimized energy for the complex system where a species is placed at a suitable distance from the grain surface.  $E_{\text{surface}}$  and  $E_{\text{species}}$  are the optimized energies of the grain surface and species, respectively.

To find the optimized energy of all structures, we have used a second-order Møller–Plesset (MP2) method with an aug-cc-pVDZ basis set (Dunning and Thom, 1989). We have considered 95 interstellar species for the computation of their BEs with the H<sub>2</sub> substrate. To make the calculation more straightforward, we have considered a monomer configuration of the H<sub>2</sub> molecule as an adsorbent. The adsorbates noted in **Table 1** are placed at a suitable distance from the adsorbent with a

**TABLE 1** | Calculated binding energy (with MP2/aug-cc-pVDZ) of various species with H<sub>2</sub> monomer surface.

SI No	Species	Ground State	Binding energy		SI No	Species	Ground State	Binding energy	
			in K	in kJ/mol				in K	in kJ/mol
1	H	Doublet	23 (25 <sup>a</sup> ), 45 <sup>c</sup>	0.189 (0.210 <sup>a</sup> )	51	CO <sub>2</sub>	Singlet	241	2.003
2	H <sub>2</sub>	Singlet	67 (79 <sup>a</sup> ), 23 <sup>c</sup> , 100 <sup>d</sup>	0.549 (0.659 <sup>a</sup> )	52	OCS	Singlet	257	2.137
3	He	Singlet	27	0.226	53	SO <sub>2</sub>	Singlet	324	2.691
4	C	Triplet	50	0.417	54	CH <sub>3</sub>	Doublet	198	1.644
5	N	Quartet	83 (78 <sup>a</sup> )	0.690 (0.651 <sup>a</sup> )	55	NH <sub>3</sub>	Singlet	455	3.781
6	O	Triplet	46, 55 <sup>c</sup>	0.386	56	SiH <sub>3</sub>	Doublet	159	1.321
7	Na	Doublet	22	0.184	57	C <sub>2</sub> H <sub>2</sub>	Singlet	337	2.799
8	Mg	Singlet	62	0.514	58	N <sub>2</sub> H <sub>2</sub>	Singlet	608	5.059
9	Si	Triplet	642	5.343	59	H <sub>2</sub> O <sub>2</sub>	Singlet	628, 340 <sup>c</sup>	5.222
10	P	Quartet	107	0.887	60	H <sub>2</sub> S <sub>2</sub>	Singlet	573	4.763
11	S	Triplet	88	0.732	61	H <sub>2</sub> CN	Doublet	376	3.130
12	NH	Triplet	286	2.381	62	H <sub>2</sub> CO	Singlet	507	4.219
13	OH	Doublet	380, 240 <sup>c</sup>	3.158	63	HC <sub>2</sub> N	Triplet	413	3.434
14	PH	Triplet	151	1.258	64	HC <sub>2</sub> O	Doublet	326	2.712
15	C <sub>2</sub>	Triplet	204	1.696	65	HNCO	Singlet	289	2.405
16	HF	Singlet	287	2.386	66	H <sub>2</sub> CS	Singlet	545	4.532
17	HCl	Singlet	162	1.350	67	C <sub>3</sub> O	Singlet	414	3.442
18	CN	Doublet	4,695	39.041	68	CH <sub>4</sub>	Singlet	138	1.150
19	N <sub>2</sub>	Singlet	198	1.649	69	SiH <sub>4</sub>	Singlet	165	1.370
20	CO	Singlet	215	1.788	70	C <sub>2</sub> H <sub>3</sub>	Doublet	265	2.200
21	SiH	Doublet	188	1.562	71	CHNH <sub>2</sub>	Singlet	858/463 <sup>b</sup>	7.133/3.846 <sup>b</sup>
22	NO	Doublet	159	1.321	72	CH <sub>2</sub> NH	Singlet	602	5.007
23	O <sub>2</sub>	Triplet	159, 69 <sup>c</sup>	1.321	73	c-C <sub>3</sub> H <sub>2</sub>	Singlet	472	3.925
24	HS	Doublet	222	1.848	74	CH <sub>2</sub> CN	Doublet	440	3.662
25	SiC	Triplet	212	1.759	75	CH <sub>2</sub> CO	Singlet	276	2.297
26	CP	Doublet	165	1.373	76	HCOOH	Singlet	369	3.066
27	CS	Singlet	337	2.804	77	CH <sub>2</sub> OH	Doublet	272	2.263
28	NS	Doublet	353/171 <sup>b</sup>	2.938/1.423 <sup>b</sup>	78	NH <sub>2</sub> OH	Singlet	2,770	23.028
29	SO	Triplet	337	2.801	79	HC <sub>3</sub> N	Singlet	427	3.555
30	S <sub>2</sub>	Triplet	187	1.552	80	C <sub>3</sub>	Singlet	379	3.156
31	CH <sub>2</sub>	Triplet	165	1.376	81	C <sub>2</sub> H <sub>4</sub>	Singlet	250	2.079
32	NH <sub>2</sub>	Doublet	347	2.888	82	CH <sub>2</sub> NH <sub>2</sub>	Doublet	428	3.560
33	H <sub>2</sub> O	Singlet	360, 390 <sup>c</sup>	2.993	83	CH <sub>3</sub> OH	Singlet	414/258 <sup>b</sup>	3.445/2.145 <sup>b</sup>
34	PH <sub>2</sub>	Doublet	178	1.483	84	CH <sub>2</sub> CCH	Doublet	105	0.872
35	C <sub>2</sub> H	Doublet	242	2.014	85	CH <sub>3</sub> CN	Singlet	453	3.765
36	N <sub>2</sub> H	Doublet	432	3.589	86	CH <sub>3</sub> NH <sub>2</sub>	Singlet	610	5.072
37	O <sub>2</sub> H	Doublet	339, 300 <sup>c</sup>	2.819	87	C <sub>2</sub> H <sub>5</sub>	Doublet	327	2.720
38	HS <sub>2</sub>	Doublet	660	5.487	88	CH <sub>3</sub> CCH	Singlet	125	1.040
39	HCN	Singlet	395	3.282	89	CH <sub>2</sub> CCH <sub>2</sub>	Singlet	489	4.070
40	HNC	Singlet	338	2.814	90	CH <sub>3</sub> CHO	Singlet	573	4.765
41	HCO	Doublet	243	2.019	91	PN	Singlet	399	3.324
42	HOC	Doublet	769	6.396	92	PO	Doublet	509	4.230
43	HCS	Doublet	334	2.780	93	SiN	Doublet	154	1.281
44	HNO	Singlet	574	4.773	94	F	Doublet	24	0.202
45	H <sub>2</sub> S	Singlet	99	0.824	95	C <sub>2</sub> H <sub>5</sub> OH	Singlet	590	4.906
46	C <sub>3</sub>	Singlet	295	2.455					
47	O <sub>3</sub>	Singlet	381, 120 <sup>c</sup>	3.169					
48	C <sub>2</sub> N	Doublet	339	2.817					
49	C <sub>2</sub> S	Triplet	355	2.951					
50	OCN	Doublet	422	3.510					

<sup>a</sup>The BE values for the adsorbates H, H<sub>2</sub>, and N with the adsorbent as H<sub>2</sub> considering IEFPCM model are noted in parentheses.

<sup>b</sup>Alternative BE values are for different binding sites.

<sup>c</sup>Cuppen and Herbst (2007).

<sup>d</sup>Sandford and Allamandola (1993).

weak bond so that a van der Waals interaction occurs during the optimization. All the optimized geometries are provided in the supplementary information. We must confess that the interstellar species considered in this study are often larger than the H<sub>2</sub>. Since the estimated BEs are different in different locations, this may lead to a fallacious estimation. It is recommended to take the

average whenever different binding sites are found. Despite these flaws, it can provide us with a general picture and startup initiative to compare the BE of a species with the water and H<sub>2</sub> substrate. Following the BE calculations carried out by Das et al. (2018) (see **Tables 2** and **3**), here we have not considered the ZPE and BSSE corrections for our BE calculations. All the

**TABLE 2** | Initial elemental abundances considered in this study.

Species	Abundances
H <sub>2</sub>	$5.00 \times 10^{-1}$
He	$9.00 \times 10^{-2}$
N	$7.60 \times 10^{-5}$
O	$2.56 \times 10^{-4}$
C <sup>+</sup>	$1.20 \times 10^{-4}$
S <sup>+</sup>	$8.00 \times 10^{-8}$
Si <sup>+</sup>	$8.00 \times 10^{-9}$
Fe <sup>+</sup>	$3.00 \times 10^{-9}$
Na <sup>+</sup>	$2.00 \times 10^{-9}$
Mg <sup>+</sup>	$7.00 \times 10^{-9}$
Cl <sup>+</sup>	$2.00 \times 10^{-10}$
HD	$1.60 \times 10^{-5}$

obtained BE values are noted in **Table 1**. It is interesting to note that except for phosphorous, the calculated adsorption energy of most of the abundant atoms (H, C, N, O, and S) with the H<sub>2</sub> substrate is found to be <100 K.

In **Table 1**, we have reported the BE values obtained by considering a free-standing H<sub>2</sub> interacting with a species. But in reality, this H<sub>2</sub> would be pre-adsorbed and can feel the surface. It would yield a different BE than the previous case. To check the effect of condensed H<sub>2</sub>O in the ice phase, we also have calculated the interaction energy by considering the molecule embedded in a continuum solvation field. For this purpose, we have examined the local effects and the integral equation formalism (IEF) variant of the polarizable continuum model (PCM) (Cancès et al., 1997; Tomasi et al., 2005) with water as a solvent (Gorai et al., 2020a). The obtained values for H, H<sub>2</sub>, and N with the IEFPCM model are noted in **Table 1** (in parentheses). The two calculations significantly differ. For example, with the free-standing H<sub>2</sub>, we have the BE of H, H<sub>2</sub>, and N ~23 K, 67 K,

and 83 K, respectively, whereas with the IEFPCM model, we have obtained ~25 K, 79 K, and 78 K, respectively. So, the free-standing H<sub>2</sub> underestimated the BE of H and H<sub>2</sub> by 2 and 12 K, whereas it overestimated N's case by 5 K. We also provided in **Table 1** the literature BE values (Sandford and Allamandola, 1993; Cuppen and Herbst, 2007) (if available) for the comparison.

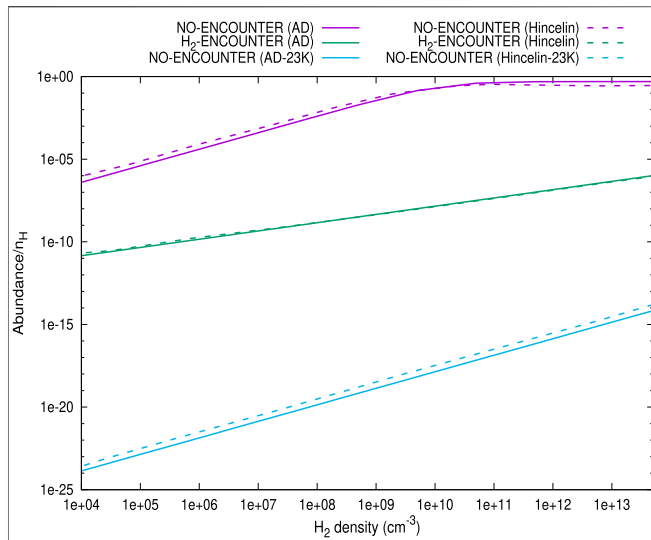
Das et al. (2018) provided BEs of the ~100 interstellar species considering the c-tetramer configuration of water molecules. **Table 1** shows the BE of the roughly same interstellar species with the H<sub>2</sub> monomer. We have noticed that the obtained BEs with H<sub>2</sub> are much smaller than those of the water tetramer configuration. On average, we have received almost 10 times lower BEs with the H<sub>2</sub> surface. **Table 1** shows the ground state of the species used to calculate the BE. The values of BE are very much sensitive on the chosen ground state spin multiplicity. To evaluate the ground state spin multiplicity of each species, we have taken the help of Gaussian 09 suite of program. The way to check for the ground state spin multiplicity is to run separate calculations (job type "opt + freq"), each with different spin multiplicities, and then compare the results between them. The lowest energy electronic state solution of the chosen spin multiplicity is the ground state noted for the species in **Table 1**.

## 2.2 Astrochemical Model

We have included the encounter desorption phenomenon in our CMMC code (Das et al., 2015a; Das et al., 2015b; Das et al., 2016; Gorai et al., 2017a; Gorai et al., 2017b; Sil et al., 2018; Gorai et al., 2020b) to study its effect. The surface chemistry network of our model is mostly adopted from Ruaud et al. (2015), Das et al. (2015b), and Gorai et al. (2020b). The gas-phase network of the CMMC model is mainly adopted from the UMIST database (McElroy et al., 2013). Additionally, we

**TABLE 3** | The obtained abundance of gH<sub>2</sub>, gH, gH<sub>2</sub>O, and gCH<sub>3</sub>OH for the effect of encounter desorption of H<sub>2</sub> under various situations with  $R = 0.35$ ,  $n_H = 10^7 \text{ cm}^{-3}$ , and  $T = 10 \text{ K}$ .

case No	Case specification	Abundance at 10 <sup>6</sup> years with $n_H = 10^7 \text{ cm}^{-3}$			
		gH <sub>2</sub>	gH	gH <sub>2</sub> O (% increase)	gCH <sub>3</sub> OH (% increase)
E <sub>D</sub> (H, H <sub>2</sub> O) = 450 K					
1	No encounter desorption	$2.0011749 \times 10^{-4}$	$2.311976 \times 10^{-24}$	$8.8375039 \times 10^{-5}$ (0.00)	$8.8416179 \times 10^{-6}$ (0.00)
2	E <sub>D</sub> (H <sub>2</sub> , H <sub>2</sub> ) = 23 K (Hincelin et al., 2015)	$1.183836 \times 10^{-11}$	$3.2799079 \times 10^{-24}$	$8.927643 \times 10^{-5}$ (1.02)	$6.3629209 \times 10^{-6}$ (-28.03)
3	E <sub>D</sub> (H <sub>2</sub> , H <sub>2</sub> ) = 23 K (Chang et al., 2021)	$2.7660509 \times 10^{-11}$	$3.253898 \times 10^{-24}$	$8.9327989 \times 10^{-5}$ (1.08)	$6.4358829 \times 10^{-6}$ (-27.21)
4	E <sub>D</sub> (H <sub>2</sub> , H <sub>2</sub> ) = 67 K (Chang et al., 2021)	$1.051303 \times 10^{-10}$	$2.25004 \times 10^{-24}$	$1.02707 \times 10^{-4}$ (16.22)	$6.119676 \times 10^{-6}$ (-30.79)
5	E <sub>D</sub> (H <sub>2</sub> , H <sub>2</sub> ) = 79 K (Chang et al., 2021)	$1.5474109 \times 10^{-10}$	$2.2527589 \times 10^{-24}$	$1.028505 \times 10^{-4}$ (16.38)	$6.2066129 \times 10^{-6}$ (-29.8)
E <sub>D</sub> (H, H <sub>2</sub> O) = 650 K					
6	No encounter desorption	$2.00117 \times 10^{-4}$	$1.467684 \times 10^{-21}$	$9.434889 \times 10^{-5}$ (0.00)	$5.799469 \times 10^{-6}$ (0.00)
7	E <sub>D</sub> (H <sub>2</sub> , H <sub>2</sub> ) = 67 K (Chang et al., 2021)	$1.051293 \times 10^{-10}$	$2.0551489 \times 10^{-21}$	$9.361905 \times 10^{-5}$ (-0.77)	$4.559358 \times 10^{-6}$ (-29.80)



**FIGURE 1 |** The comparison between **Figure 2** of Hincelin et al. (2015) and the cases obtained here. We have extracted **Figure 2** of Hincelin et al. (2015) by using the online tool of Rohatgi (2020). Three cases are shown: **(A)** no encounter desorption is considered with  $E_D(\text{H}_2, \text{H}_2\text{O}) = 440$  K, **(B)** no encounter desorption is considered with  $E_D(\text{H}_2, \text{H}_2) = 23$  K, **(C)** encounter desorption of  $\text{H}_2$  was considered with  $E_D(\text{H}_2, \text{H}_2\text{O}) = 440$  K, and  $E_D(\text{H}_2, \text{H}_2) = 23$  K. We have noticed an excellent match between our calculated (solid curves) steady-state abundance of  $\text{H}_2$  on grain surface and that obtained in Hincelin et al. (2015) (dashed curves).

have also included the deuterated gas-phase chemical network from the UMIST. A cosmic ray rate of  $1.3 \times 10^{-17} \text{ s}^{-1}$  is considered in all our models. Cosmic ray-induced desorption and nonthermal desorption rates with a fiducial parameter of 0.01 is considered. For all the grain surface species, we have adopted a photodesorption rate of  $1 \times 10^4$  per incident UV photon (Ruaud et al., 2015). A sticking coefficient of 1.0 is considered for the neutral species except for the H and  $\text{H}_2$ . The sticking coefficients of H and  $\text{H}_2$  are considered by following the relation proposed by Chaabouni et al. (2012). Following Garrod and Pauly (2011), here we have implemented the competition between diffusion, desorption, and reaction. For the diffusion energy ( $E_b$ ), we have considered  $R \times$  adsorption energy ( $E_D$ ). Here,  $R$  is a scaling factor that can vary between 0.35 and 0.8 (Garrod et al., 2007). The BE of the species is mostly considered from Wakelam et al. (2017), and a few from Das et al. (2018). **Table 2** refers to the adopted initial abundances concerning the total hydrogen nuclei in all forms. Except for HD's value in **Table 2**, elemental abundances are taken from Semenov et al. (2010). We considered the initial abundances of HD from Roberts and Millar (2000).

The encounter desorption effect was first introduced by Hincelin et al. (2015). The rate of encounter desorption of  $\text{H}_2$  on the surface of  $\text{H}_2$  is defined as follows:

$$En_{\text{H}_2} = \frac{1}{2} k_{\text{H}_2, \text{H}_2} g_{\text{H}_2} g_{\text{H}_2} P(\text{H}_2, \text{H}_2), \quad (3)$$

where  $g_{\text{H}_2}$  is the surface concentration of  $\text{H}_2$  molecules in  $\text{cm}^{-3}$ ,  $P(\text{H}_2, \text{H}_2)$  defines the probability of desorption over the

diffusion, and  $k_{\text{H}_2, \text{H}_2}$  is the diffusion rate coefficient over the  $\text{H}_2\text{O}$  substrate.  $k_{\text{H}_2, \text{H}_2}$  is defined as follows (Hasegawa et al., 1992):

$$k_{\text{H}_2, \text{H}_2} = \kappa (R_{\text{diffH}_2} + R_{\text{diffH}_2}) / n_d \text{ cm}^3 \text{ s}^{-1}. \quad (4)$$

In the above equation,  $n_d$  is the dust-grain number density,  $\kappa$  is the probability for the reaction to happen (unity for the exothermic reaction without activation energy), and  $R_{\text{diff}}$  is the diffusion of the species.  $P(\text{H}_2, \text{H}_2)$  in **Eq. 3** is defined as follows:

$$P(\text{H}_2, \text{H}_2) = \frac{\text{Desorption rate of H}_2 \text{ on H}_2 \text{ substrate}}{\text{Desorption rate of H}_2 \text{ on H}_2 \text{ substrate} + \text{Diffusion of H}_2 \text{ on H}_2 \text{ substrate}} \quad (5)$$

There would be various desorption factors (by thermal, reactive, cosmic ray, etc.). The thermal desorption is defined as  $\nu \exp(-E_D(\text{H}_2, \text{H}_2)/T) \text{ s}^{-1}$ , where  $T$  is the dust temperature. Similarly, there would be various diffusion mechanisms, but thermal diffusion would be dominating. It is defined as  $\nu \exp(-E_b(\text{H}_2, \text{H}_2)/T)/S (\text{s}^{-1}) =$  thermal hopping rate/number of sites ( $\text{s}^{-1}$ ). Here, we have used Diffusion energy ( $E_b$ ) =  $R \times$  Adsorption energy ( $E_D$ ). Recently, Chang et al. (2021) has extended this work by considering the encounter desorption of the H atom. In their definition of the encounter desorption of  $\text{H}_2$ , in **Eq. 5**, they used the hopping rate of  $\text{H}_2$  on  $\text{H}_2$  substrate instead of the diffusion rate of  $\text{H}_2$  on  $\text{H}_2$  substrate. Following the prescription defined by Chang et al. (2021), the encounter desorption of species  $X$  is defined as follows:

$$En_{X, \text{H}_2} = \frac{h_{X, \text{H}_2}}{S} g_X g_{\text{H}_2} P(X, \text{H}_2) P_X, \quad (6)$$

where  $h_{X, \text{H}_2}$  is the hopping rate over  $\text{H}_2\text{O}$  surface [ $\nu \exp(-E_b(X, \text{H}_2)/T)$ ],  $P(X, \text{H}_2)$  is the desorption probability of  $g_X$  while encountering with  $g_{\text{H}_2}$ , and  $P_X$  denotes the probability of  $g_X$  to migrate at the location of  $g_{\text{H}_2}$  over the  $\text{H}_2\text{O}$  substrate.  $P(X, \text{H}_2)$  and  $P_X$  are defined as follows:

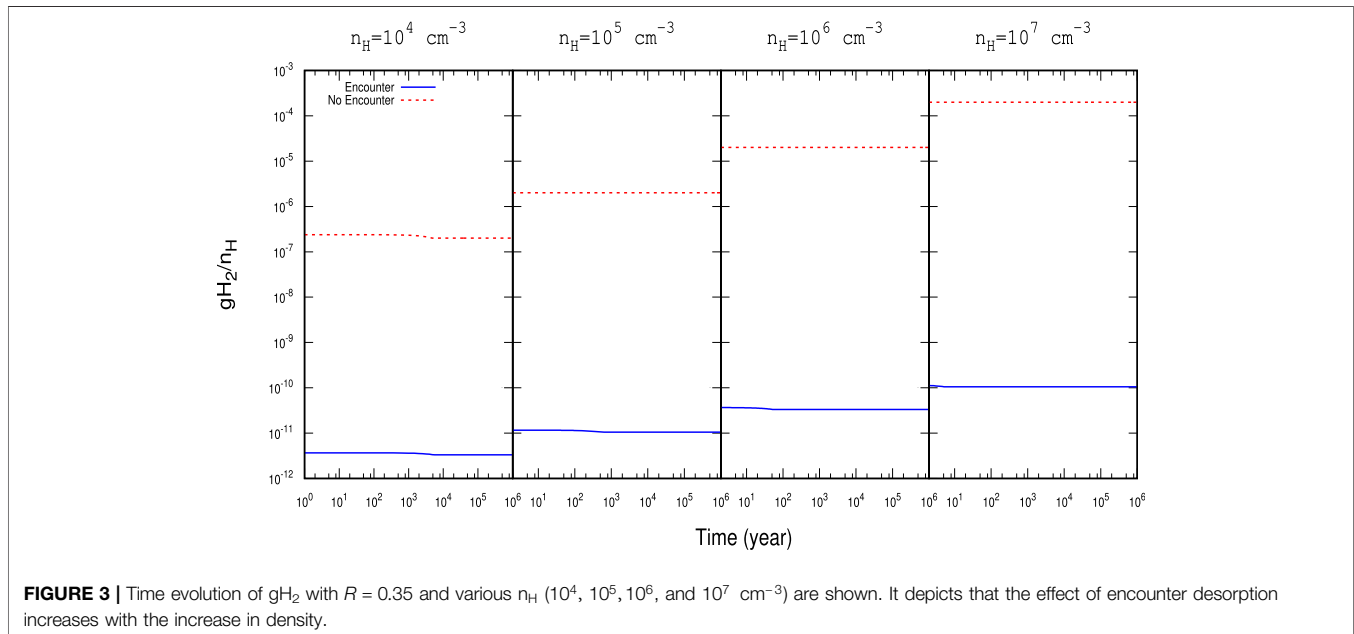
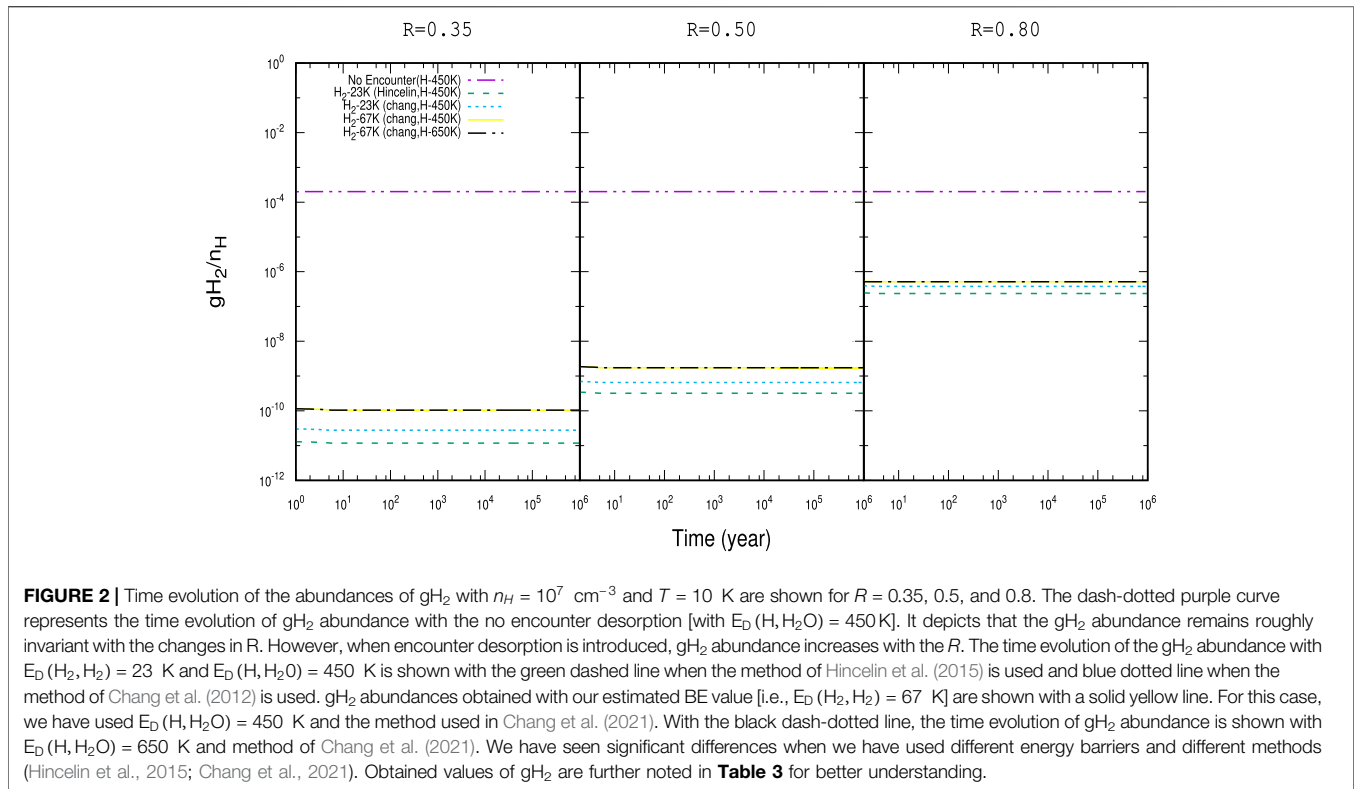
$$P(X, \text{H}_2) = \frac{\text{Desorption rate of X on H}_2 \text{ substrate}}{\text{Desorption rate of X on H}_2 \text{ substrate} + \text{Hopping rate of X on H}_2 \text{ substrate}} \quad (7)$$

$$P_X = \frac{\text{Hopping rate of X on H}_2\text{O substrate}}{\text{Hopping rate of X on H}_2\text{O substrate} + \text{Hopping rate of H}_2 \text{ on H}_2\text{O substrate}} \quad (8)$$

## 3 RESULTS AND DISCUSSION

### 3.1 Encounter Desorption of $\text{H}_2$

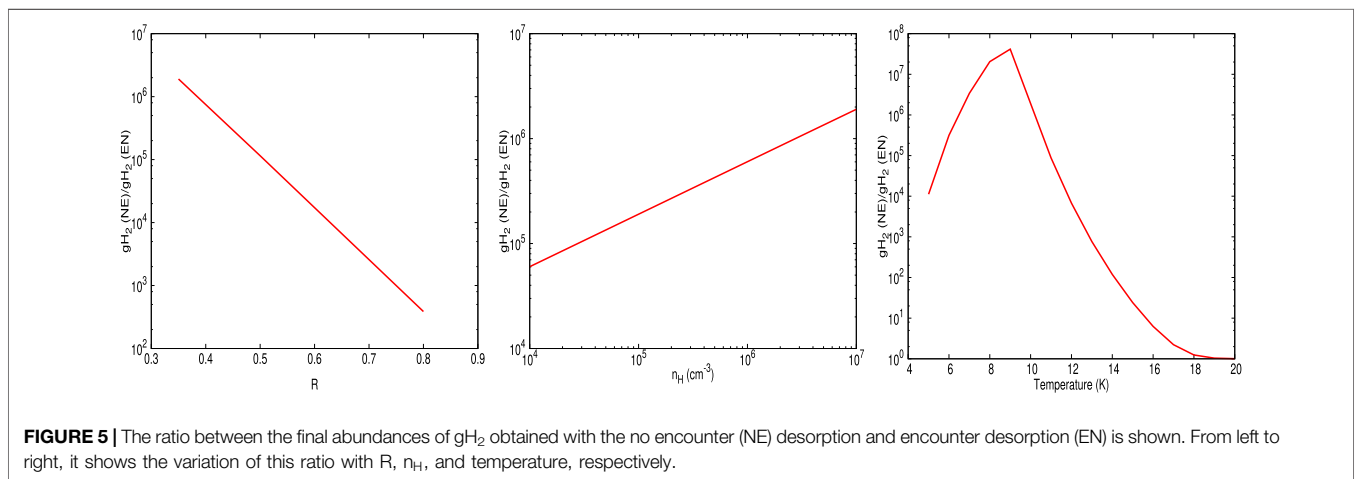
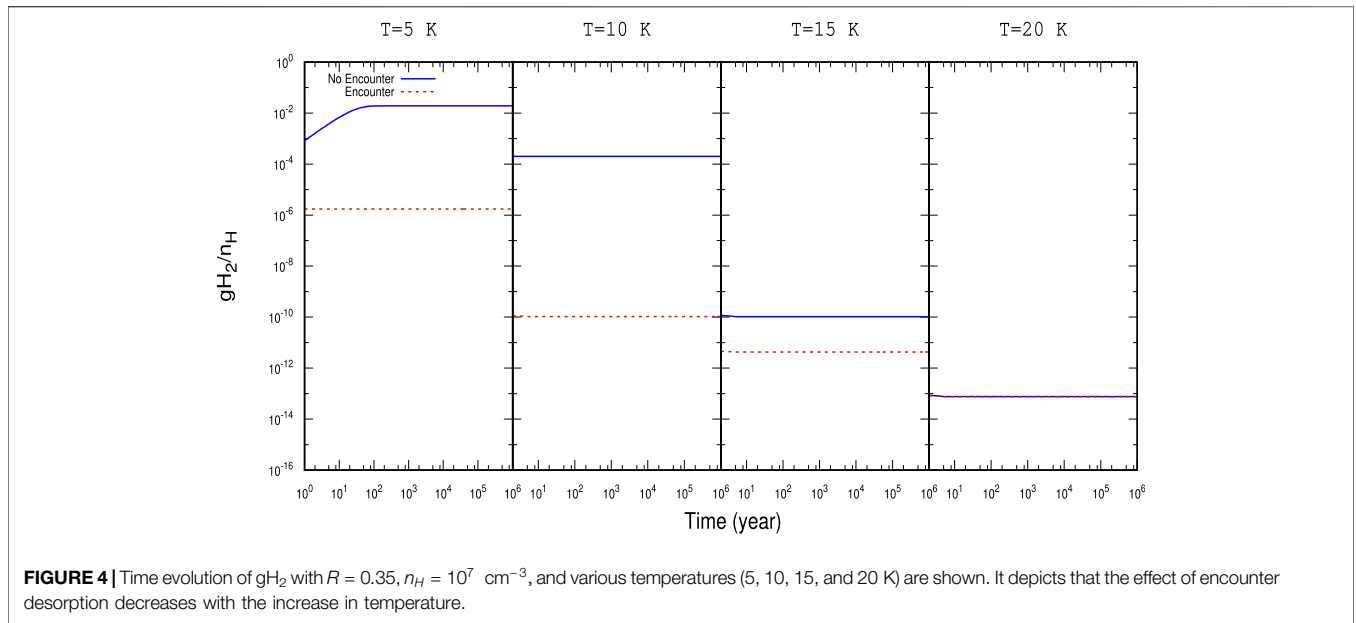
First of all, we have benchmarked our model with Hincelin et al. (2015). In **Figure 1**, we have compared our results with those obtained in Hincelin et al. (2015). For this comparison, following Hincelin et al. (2015), we have used  $T = 10$  K,  $E_D(\text{H}_2, \text{H}_2\text{O}) = 440$  K,  $E_D(\text{H}, \text{H}_2\text{O}) = 450$  K,  $E_D(\text{H}_2, \text{H}_2) = 23$  K, and  $R = 0.5$ . Solid curves in **Figure 1** represent the cases obtained here, and the rest are extracted from Hincelin et al. (2015) by using the online tool of Rohatgi (2020). Our results with and without encounter desorption show an excellent match with Hincelin et al. (2015). Presently in the KIDA database (kida.astrophy.u-bordeaux.fr), more updated BE



values were listed. It suggests that  $E_{\text{D}}(\text{H}, \text{H}_2\text{O}) = 650 \text{ K}$ . The results obtained from our quantum chemical calculations shown in **Table 1** represent the estimated BE values with the  $\text{H}_2$  substrate. In the following section, we have used these updated energy values, and the effects of their changes are discussed.

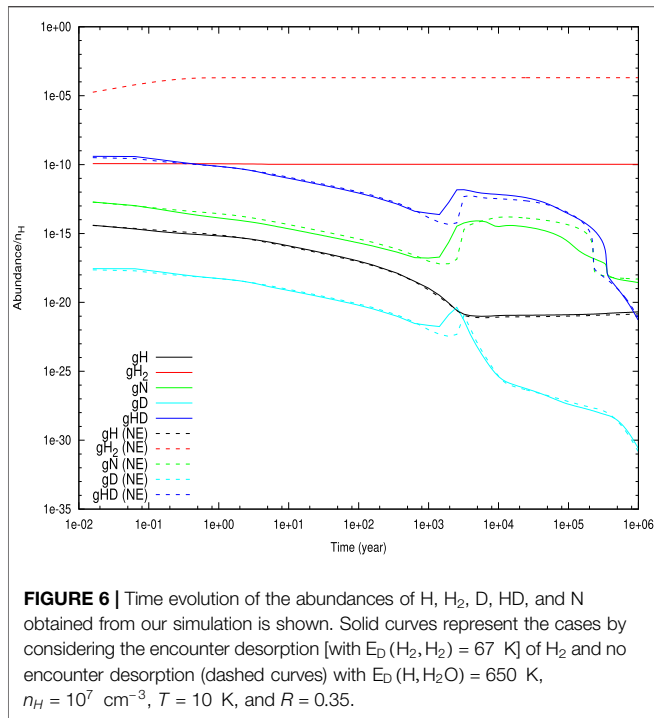
### 3.1.1 $g\text{H}_2$

**Figure 2** shows the time evolution of  $g\text{H}_2$  by considering  $n_{\text{H}} = 10^7 \text{ cm}^{-3}$ ,  $T = 10 \text{ K}$ , and  $R = 0.35 - 0.80$ . Interestingly, the abundance of  $g\text{H}_2$  seems to be invariant with  $R$ 's changes, whereas it strongly depends on  $R$  in encounter desorption.  $R$ 's



lower value means a quicker hopping rate, whereas a higher value represents a delayed hopping rate. With the increase in  $R$ ,  $g_{H_2}$  abundance raises for the encounter desorption case. It means that as we rise  $R$ 's value, the encounter desorption effect depreciates. The left panel of **Figure 5** exposes that with the increase in  $R$ 's value, a steady decrease in the ratio between the  $g_{H_2}$  abundance with no encounter desorption case (NE) and with encounter desorption case (EN) is obtained. The probability of the encounter desorption is inversely proportional to the rate of diffusion (Eq. 5) or hopping (Eq. 7). Since the increase in the value of  $R$  induces faster diffusion and hopping, it is lowering the encounter desorption probability of  $H_2$  as expected. **Figure 3** shows the time evolution of  $g_{H_2}$  with NE and EN when we have used  $R = 0.35$ ,  $T = 10 \text{ K}$ , and  $n_H = 10^4\text{--}10^7 \text{ cm}^{-3}$ . In both cases, abundances of  $g_{H_2}$  increase with the density. The

middle panel of **Figure 5** shows the  $g_{H_2}$  abundance ratio between NE and EN with density. It depicts that the effect of encounter desorption is more pronounced for higher density. **Figure 4** shows the  $g_{H_2}$  abundances when we have used  $n_H = 10^7$ ,  $R = 0.35$ , and  $T = 5\text{--}20 \text{ K}$ . In the right panel of **Figure 5**, we have shown the  $g_{H_2}$  abundance ratio obtained between NE and EN with the temperature changes. From the figures, it is seen that the effect of encounter desorption is maximum toward the lower temperature ( $\sim 10 \text{ K}$ ), and it ceases around  $20 \text{ K}$ . The curve is similar to the  $H_2$  formation efficiency discussed in Chakrabarti et al. (2006a), Chakrabarti et al. (2006b) for olivine grain. With the decrease in temperature, H atoms' mobility decreases. Thus, the formation rate decreases. With the increase in temperature, the hopping rate increases, which can increase the formation efficiency, but at the same time, the



residence time of H atoms decreases which affects the H<sub>2</sub> formation efficiency. As a result, the H<sub>2</sub> formation efficiency is maximum at around  $\sim 10$  K, and the encounter desorption effect is pronounced at the peak hydrogen formation efficiency.

For a better illustration, the obtained abundances with  $R = 0.35$ ,  $T = 10$  K, and  $n_H = 10^7$  cm<sup>-3</sup> are noted in **Table 3** at the end of the total simulation time ( $\sim 10^6$  years). Chang et al. (2021) considered the competition between hopping rate and desorption rate of H<sub>2</sub> (Eq. 7), whereas (Hincelin et al., 2015) considered the battle between the diffusion and desorption rate of H<sub>2</sub> (Eq. 5). This difference in consideration resulting  $\sim$  two times higher abundance of gH<sub>2</sub> with the consideration of Chang et al. (2021) compared to Hincelin et al. (2015) (see case 2 and 3 of **Table 3** and **Figure 2**). Our quantum chemical calculation yields  $E_D(H_2, H_2) = 67$  K, which is higher than it was used in the earlier literature value of 23 K (Cuppen and Herbst, 2007; Hincelin et al., 2015; Chang et al., 2021). The computed adsorption energy is further increased to 79 K when we have considered the IEFPCM model. **Table 3** shows that increase in the BE [ $E_D(H_2, H_2) = 67$  K, and 79 K, case 4 and 5 of **Table 3**] results in sequentially higher surface coverage of gH<sub>2</sub> than it was with  $E_D(H_2, H_2) = 23$  K (case 3 of **Table 3**). In case 5 of **Table 3**, we have noted the abundance of gH<sub>2</sub> when no encounter desorption effect is considered, but a higher adsorption energy of H atom is used [ $E_D(H, H_2O) = 650$  K]. Case 6 of **Table 3** also considered this adsorption energy of H atom along with  $E_D(H_2, H_2) = 67$  K, and the method of Chang et al. (2021) is used. A comparison between the abundance of gH<sub>2</sub> of case 4 and case 6 (the difference between these two cases are in consideration of the adsorption energy of gH) yields a marginal decrease in the abundance of gH<sub>2</sub> when higher adsorption energy of gH is used.

### 3.1.2 gH

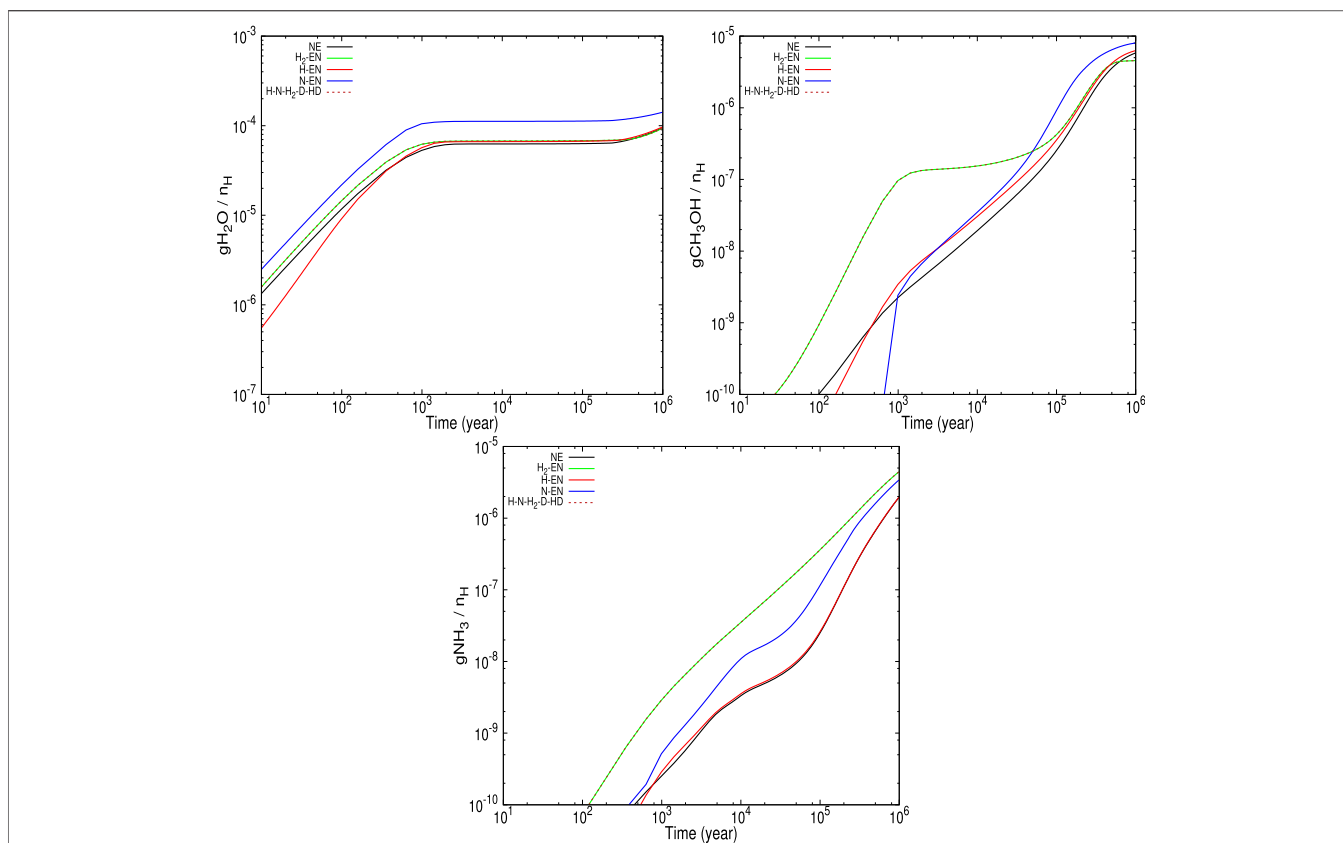
The obtained abundance of gH is noted in **Table 3**. The gH abundance is marginally decreased in Chang et al. (2021) compared to Hincelin et al. (2015). The use of higher  $E_D(H_2, H_2)$  ( $\sim 67$  K and 79 K) decreases the value of gH compared to case 2. However, the use of the H atom's higher adsorption energy (650 K) can increase the gH abundance by a couple of orders of magnitude (see case 7 of **Table 3**).

### 3.1.3 gH<sub>2</sub>O and gCH<sub>3</sub>OH

The effect of the encounter desorption on the other major surface species (gH<sub>2</sub>O and gCH<sub>3</sub>OH) is also shown in **Table 3**. In the bracketed term, we have noted the percentage increase in their abundances from the case where no encounter desorption was considered [for  $E_D(H, H_2O) = 450$  K and 650 K, respectively]. **Table 3** depicts that the consideration of encounter desorption of H<sub>2</sub> can significantly change (decrease by  $\sim 27$ – $30\%$ ) the methanol abundance (case 3 and case 7) from that was obtained with the no encounter desorption (case 1 and case 6). However, the changes in the surface abundance of water are minimal ( $\sim \pm 1\%$ ) for the addition of the encounter desorption of H<sub>2</sub>. These changes (increase or decrease) are highly dependent on the adsorption energy of H, temperature, density, and the value of  $R$  ( $\sim 0.35$  noted in **Table 3**). The changes in  $E_D(H_2, H_2)$  from 23 to 67 K can influence the surface abundance of methanol and water. For example, in between case 3 and case 4 of **Table 3**, we can see that there is a significant increase ( $\sim 15\%$ ) in the abundance of gH<sub>2</sub>O when higher adsorption energy [ $E_D(H_2, H_2) = 67$  K] is used. However, this higher adsorption energy can marginally under-produce the methanol on the grain. In brief, from **Table 3**, it is clear that the encounter desorption can significantly change the abundances of surface species. Still, these changes are highly dependent on the adopted adsorption energy with the water and H<sub>2</sub> ice and adopted physical parameters ( $n_H$ ,  $R$ ,  $T$ ).

## 3.2 Encounter Desorption of Other Species

The idea of encounter desorption Hincelin et al. (2015) primarily arose to eliminate the enhanced surface coverage of H<sub>2</sub> in the relatively denser and colder medium. Since H<sub>2</sub> has lower adsorption energy with the water surface ( $\sim 440$  K), it could move on the surface very fast and occupy a position on the top of another H<sub>2</sub> molecule. Comparatively, in the denser and colder region, the chances of this occurrence enhance. Since the H<sub>2</sub> molecule on H<sub>2</sub> has negligible BE [23 K used in Cuppen and Herbst (2007), Hincelin et al. (2015)], it could easily desorb back to the gas phase. Other surface species can, of course, meet with H<sub>2</sub>, but the idea of this encounter desorption arises when the species can occupy a position on the top of the H<sub>2</sub> molecule. For example, a carbon atom is having a BE of 10,000 K (Wakelam et al., 2017). H<sub>2</sub> could quickly meet one C atom on the grain surface, but due to the lower mobility of atomic carbon at a low temperature, every time H<sub>2</sub> will be on the top of the carbon atom. Since the whole C-H<sub>2</sub> system is attached to the water substrate, this will not satisfy the encounter desorption probability. Among the various key elements considered in this study, gH, gN, and gF have the BE of 650 K (Wakelam et al., 2017), 720 K (Wakelam et al., 2017), and 800 K (listed in the original OSU gas-grain code from Eric Herbst

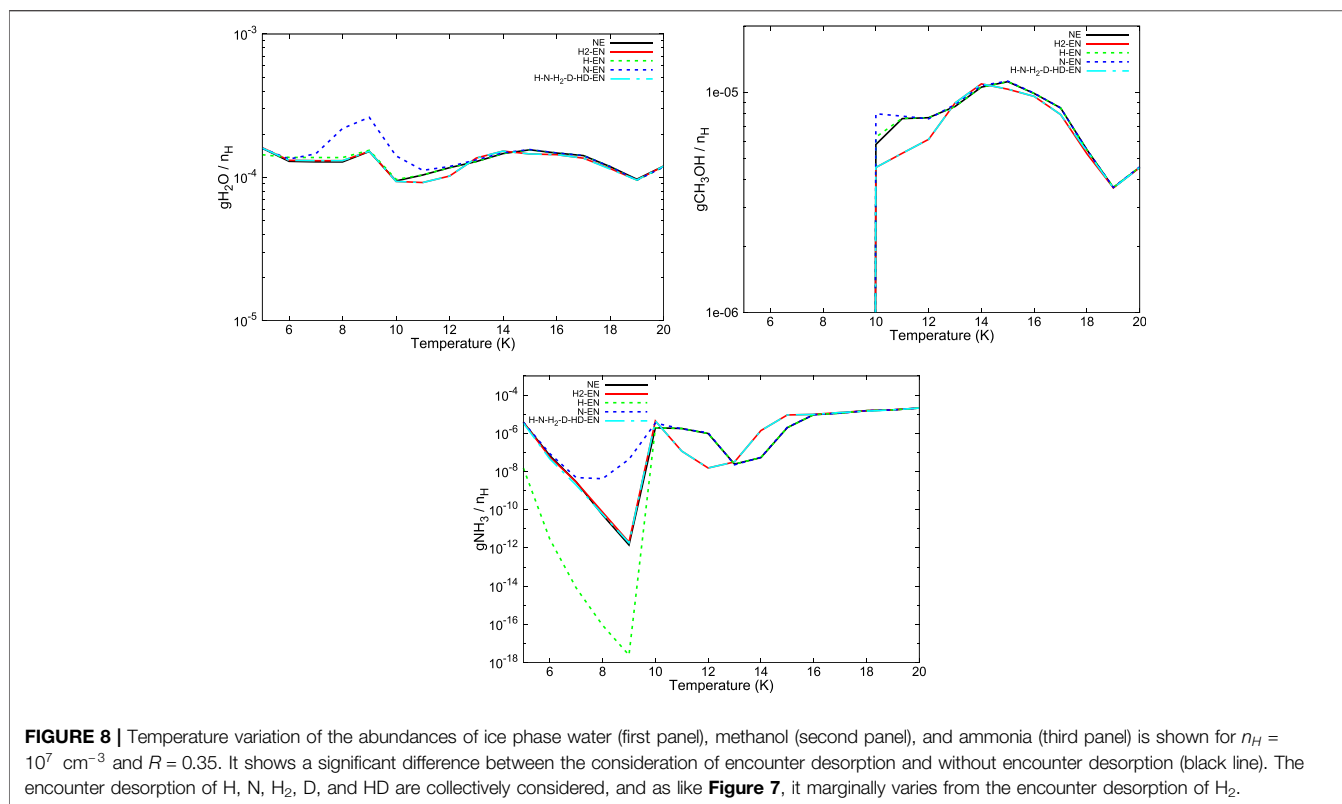


**FIGURE 7** | The time evolution of the abundances of ice phase water (first panel), methanol (second panel), and ammonia (third panel) is shown for  $n_H = 10^7 \text{ cm}^{-3}$ ,  $T = 10 \text{ K}$ , and  $R = 0.35$ . It shows a significant difference between the consideration of encounter desorption (solid green line for  $\text{H}_2$ , solid red line for  $\text{H}$ , and solid blue line for  $\text{N}$ ) and without encounter desorption (black line). The encounter desorption of  $\text{H}$ ,  $\text{N}$ ,  $\text{H}_2$ ,  $\text{D}$ , and  $\text{HD}$  are collectively considered (brown dotted line) and show that it marginally deviates from the encounter desorption of  $\text{H}_2$ .

group in 2006), respectively, with the water ice. It yields a reasonable time scale for hopping even at a low grain temperature ( $\sim 10 \text{ K}$ ). Since the initial elemental abundance of  $\text{F}$  is negligible, we can neglect its contribution. The hopping time scale is heavily dependent on the assumed value of  $R$ . For example, by considering  $R = 0.35$ , at  $10 \text{ K}$ , the hopping time scale for  $\text{gH}$  and  $\text{gN}$  is  $1.12 \times 10^4$  years [with  $E_D(\text{H}, \text{H}_2\text{O}) = 650 \text{ K}$ ] and  $4.61 \times 10^{-3}$  years [with  $E_D(\text{N}, \text{H}_2\text{O}) = 720 \text{ K}$ ], respectively. It changes to 1.9 and 226 years for  $\text{H}$  and  $\text{N}$  atoms, respectively, for  $R = 0.5$ . Since the typical lifetime of a dark cloud is  $\sim 10^6$  years, the criterion related to the encounter desorption is often satisfied. Among the di-atomic species,  $\text{H}_2$  is only having a faster swapping rate (having BE  $440 \text{ K}$ , which corresponds to a hopping time scale of  $\sim 1.24 \times 10^{-7}$  years and  $9 \times 10^{-5}$  years, respectively, with  $R = 0.35$  and  $R = 0.5$ ). Looking at the faster hopping rate and their abundances on the grain surface, we have extended the consideration of the encounter desorption of these species. We have considered  $\text{gX} + \text{gH}_2 \rightarrow \text{X} + \text{gH}_2$ , where  $\text{X}$  refers to  $\text{H}_2$ ,  $\text{H}$ , and  $\text{N}$ .

In **Figure 6**, we have shown the time evolution of the abundances of  $\text{gH}$ ,  $\text{gH}_2$ ,  $\text{gN}$ ,  $\text{gD}$ , and  $\text{gHD}$  with  $n_H = 10^7 \text{ cm}^{-3}$ ,  $T = 10 \text{ K}$ , and  $R = 0.35$ . The encounter desorption of  $\text{H}_2$  and without the encounter desorption effect are shown to show the differences. **Figure 6** depicts that the abundances of  $\text{gN}$ ,  $\text{gH}$ , and  $\text{gH}_2$  have a

reasonably high surface coverage. Since these species have a reasonable hopping rate at the low temperature, encounter desorption of these species need to be considered in the chemical model. Here, we have included the encounter desorption of these species sequentially to check their effect on the final abundances of some of the key surface species ( $\text{gH}_2\text{O}$ ,  $\text{gCH}_3\text{OH}$ , and  $\text{gNH}_3$ ). To check the effect of encounter desorption of the other species, we have sequentially included the encounter desorption of  $\text{H}_2$ ,  $\text{H}$ , and  $\text{N}$ . **Figure 7** shows the time evolution of the encounter desorption of  $\text{gH}_2\text{O}$ ,  $\text{gCH}_3\text{OH}$ , and  $\text{gNH}_3$ . We have already discussed the encounter desorption of  $\text{gH}_2$  in **Section 3.1**. **Figure 7** shows that when we have included the encounter desorption of the  $\text{H}$  atom and  $\text{N}$  atom, the time evolution of the abundances shows significant changes in abundance. It depicts that considering the effect of encounter desorption of  $\text{N}$  atom can substantially increase the abundances of  $\text{gH}_2\text{O}$ ,  $\text{gCH}_3\text{OH}$ , and  $\text{gNH}_3$  for the physical condition considered here ( $n_H = 10^7 \text{ cm}^{-3}$ ,  $T = 10 \text{ K}$ , and  $R = 0.35$ ). We further have included the encounter desorption of  $\text{D}$  and  $\text{HD}$  by considering the same BE as it was obtained for  $\text{H}$  and  $\text{H}_2$  with the  $\text{H}_2$  substrate. The cumulative effect (by considering the encounter desorption of  $\text{H}$ ,  $\text{H}_2$ ,  $\text{N}$ ,  $\text{D}$ , and  $\text{HD}$  together) on the abundances is shown with the dotted curve. We have noticed that the abundance



profile considering the cumulative effect shows a notable difference from that obtained with the no encounter desorption case. But the cumulative effect marginally differs from the encounter desorption effect of H<sub>2</sub>. In **Figure 8**, we have shown the temperature variation of the final abundances of water, methanol, and ammonia with respect to total hydrogen nuclei in all forms. It shows that the ice phase abundances of methanol, water, and ammonia can strongly deviate from the no encounter desorption case. As in **Figure 7**, we have also seen that the cumulative effect of the encounter desorption marginally deviates from the encounter desorption of H<sub>2</sub>. Around 20 K, we have noticed a great match between the cumulative encounter desorption case (dash-dotted cyan line), H<sub>2</sub> encounter desorption case (solid red line), and no encounter desorption case (solid black line). The right panel of **Figure 5** shows that as we have increased the temperature beyond 10 K, the effect of the encounter desorption of H<sub>2</sub> starts to decrease. Around 20 K, it roughly diminishes. Since the cumulative effect follows the nature of H<sub>2</sub> encounter desorption, it also matches with the no encounter desorption case at ~20 K.

## 4 CONCLUSION

Here, we have provided realistic BEs of the interstellar species with the H<sub>2</sub> substrate. Supported with these BE values, we further have implemented our CMMC model to check the encounter desorption effect of H<sub>2</sub>, H, and N on the interstellar ices. Following are the major highlights of this study.

- Our quantum chemical calculation finds a lower BE value (~10 times) of all the species than it was obtained with the water (Das et al., 2018) substrate.
- Earlier in the literature,  $E_D(\text{H}_2, \text{H}_2) = 23 \text{ K}$  (Cuppen and Herbst, 2007; Hincelin et al., 2015; Chang et al., 2021) and  $E_D(\text{H}, \text{H}_2) = 45 \text{ K}$  (Cuppen and Herbst, 2007; Chang et al., 2021) are used. Our quantum chemical calculations find an opposite trend with  $E_D(\text{H}_2, \text{H}_2) = 67 \text{ K}$  and  $E_D(\text{H}, \text{H}_2) = 23 \text{ K}$ . Sil et al. (2017) also explored that BE of the H<sub>2</sub> molecule always remains higher than that of the H atom considering different adsorbents like benzene, silica, and water cluster. The consideration of these updated adsorption energies show a significant deviation in the abundances of the surface species.
- Our modeling results suggest that the inclusion of the encounter desorption of the H, H<sub>2</sub>, and N can affect the abundances of the major surface constituents like water, methanol, and ammonia. The cumulative effect roughly resembles a similar abundance with that obtained with the H<sub>2</sub>'s encounter desorption only. For a bit higher temperature (~20 K), when the encounter desorption effect of H<sub>2</sub> ceases, the encounter desorption of the cumulative cases exactly matches with the no encounter desorption case.

## DATA AVAILABILITY STATEMENT

The original contributions presented in the study are included in the article/**Supplementary Material**; further inquiries can be directed to the corresponding author.

## AUTHOR CONTRIBUTIONS

All authors listed have made a substantial, direct, and intellectual contribution to the work and approved it for publication.

## ACKNOWLEDGMENTS

MS acknowledges DST, the Government of India, for providing financial assistance through the DST-INSPIRE Fellowship [IF160109] scheme. SA and SS acknowledge Indian Center for

## REFERENCES

- Bergin, E. A., and Tafalla, M. (2007). Cold Dark Clouds: The Initial Conditions for Star Formation. *Annu. Rev. Astron. Astrophys.* 45, 339–396. doi:10.1146/annurev.astro.45.071206.100404
- Boogert, A. C. A., Gerakines, P. A., and Whittet, D. C. B. (2015). Observations of the Icy Universe. *Annu. Rev. Astron. Astrophys.* 53, 541–581. doi:10.1146/annurev-astro-082214-122348
- Cancès, E., Mennucci, B., and Tomasi, J. (1997). A New Integral Equation Formalism for the Polarizable Continuum Model: Theoretical Background and Applications to Isotropic and Anisotropic Dielectrics. *J. Chem. Phys.* 107, 3032–3041. doi:10.1063/1.474659
- Chaabouni, H., Bergeron, H., Baouche, S., Dulieu, F., Matar, E., Congiu, E., et al. (2012). Sticking Coefficient of Hydrogen and Deuterium on Silicates under Interstellar Conditions. *Astron. Astrophys.* 538, A128. doi:10.1051/0004-6361/201117409
- Chakrabarti, S. K., Das, A., Acharyya, K., and Chakrabarti, S. (2006a). Effective Grain Surface Area in the Formation of Molecular Hydrogen in Interstellar Clouds. *Astron. Astrophys.* 457, 167–170. doi:10.1051/0004-6361:20065335
- Chakrabarti, S. K., Das, A., Acharyya, K., and Chakrabarti, S. (2006b). Recombination Efficiency of Molecular Hydrogen on Interstellar Grains-II. A Numerical Study. *Bull. Astronom. Soc. India* 34, 299. <https://ui.adsabs.harvard.edu/abs/2006BASI...34..299C/abstract>
- Chang, Q., Zheng, X. L., Zhang, X., Quan, D. H., Lu, Y., Meng, Q. K., et al. (2021). On the Encounter Desorption of Hydrogen Atoms on an Ice Mantle. *Res. Astron. Astrophys.* 21, 039. doi:10.1088/1674-4527/21/2/39
- Collings, M. P., Anderson, M. A., Chen, R., Dever, J. W., Viti, S., Williams, D. A., et al. (2004). A Laboratory Survey of the Thermal Desorption of Astrophysically Relevant Molecules. *Monthly Notices R. Astronom. Soc.* 354, 1133–1140. doi:10.1111/j.1365-2966.2004.08272.x
- Cuppen, H. M., and Herbst, E. (2007). Simulation of the Formation and Morphology of Ice Mantles on Interstellar Grains. *Astrophysical J.* 668, 294–309. doi:10.1086/521014
- Das, A., Acharyya, K., Chakrabarti, S., and Chakrabarti, S. K. (2008a). Formation of Water and Methanol in Star Forming Molecular Clouds. *Astron. Astrophys.* 486, 209–220. doi:10.1051/0004-6361:20078422
- Das, A., Acharyya, K., and Chakrabarti, S. K. (2010). Effects of Initial Condition and Cloud Density on the Composition of the Grain Mantle. *Monthly Notices R. Astronomical Soc.* 409, 789–800. doi:10.1111/j.1365-2966.2010.17343.x
- Das, A., and Chakrabarti, S. K. (2011). Composition and Evolution of Interstellar Grain Mantle under the Effects of Photodissociation. *Monthly Notices R. Astronomical Soc.* 418, 545–555. doi:10.1111/j.1365-2966.2011.19503.x
- Das, A., Majumdar, L., Chakrabarti, S. K., and Sahu, D. (2015b). Deuterium Enrichment of the Interstellar Medium. *New Astron.* 35, 53–70. doi:10.1016/j.newast.2014.07.006
- Das, A., Majumdar, L., Sahu, D., Gorai, P., Sivaraman, B., and Chakrabarti, S. K. (2015a). Methyl Acetate and its Singly Deuterated Isotopomers in the Interstellar Medium. *Astrophys. J.* 808, 21. doi:10.1088/0004-637X/808/1/21

Space Physics for allowing them to continue their M. Sc. project work. This research was possible in part due to a Grant-In-Aid from the Higher Education Department of the Government of West Bengal.

## SUPPLEMENTARY MATERIAL

The Supplementary Material for this article can be found online at: <https://www.frontiersin.org/articles/10.3389/fspas.2021.671622/full#supplementary-material>

- Das, A., Sahu, D., Majumdar, L., and Chakrabarti, S. K. (2016). Deuterium Enrichment of the Interstellar Grain Mantle. *Monthly Notices R. Astronomical Soc.* 455, 540–551. doi:10.1093/mnras/stv2264
- Das, A., Sil, M., Gorai, P., Chakrabarti, S. K., and Loison, J. C. (2018). An Approach to Estimate the Binding Energy of Interstellar Species. *Astrophys. J. Suppl. Ser.* 237, 9. doi:10.3847/1538-4365/aac886
- Dulieu, F., Congiu, E., Noble, J., Baouche, S., Chaabouni, H., Moudens, A., et al. (2013). How Micron-Sized Dust Particles Determine the Chemistry of Our Universe. *Sci. Rep.* 3, 1338. doi:10.1038/srep01338
- Dunning J Thom, H. (1989). Gaussian Basis Sets for Use in Correlated Molecular Calculations. I. The Atoms Boron through Neon and Hydrogen. *J. Chem. Phys.* 90, 1007–1023. doi:10.1063/1.456153
- Frisch, M. J., Trucks, G. W., Schlegel, H. B., Scuseria, G. E., Robb, M. A., Cheeseman, J. R., et al. (2013). *Gaussian 09 Revision D.01*. Wallingford CT: Gaussian Inc.
- Garrod, R. T., and Pauly, T. (2011). On the Formation of CO<sup>2</sup> and Other Interstellar Ices. *Astrophysical J.* 735, 15. doi:10.1088/0004-637X/735/1/15
- Garrod, R. T., Wakelam, V., and Herbst, E. (2007). Non-thermal Desorption from Interstellar Dust Grains via Exothermic Surface Reactions. *Astron. Astrophys.* 467, 1103–1115. doi:10.1051/0004-6361:20066704
- Gibb, E. L., Whittet, D. C. B., Boogert, A. C. A., and Tielens, A. G. G. M. (2004). Interstellar Ice: The Infrared Space Observatory Legacy. *Astrophys. J. Suppl. Ser.* 151, 35–73. doi:10.1086/381182
- Gibb, E. L., Whittet, D. C. B., Schutte, W. A., Boogert, A. C. A., Chiar, J. E., Ehrenfreund, P., et al. (2000). An Inventory of Interstellar Ices toward the Embedded Protostar W33a. *Astrophysical J.* 536, 347–356. doi:10.1086/308940
- Gorai, P., Bhat, B., Sil, M., Mondal, S. K., Ghosh, R., Chakrabarti, S. K., et al. (2020b). Identification of Prebiotic Molecules Containing Peptide-like Bonds in a Hot Molecular Core, G10.47+0.03. *Astrophys. J.* 895, 86. doi:10.3847/1538-4357/ab8871
- Gorai, P., Das, A., Das, A., Sivaraman, B., Etim, E. E., and Chakrabarti, S. K. (2017a). A Search for Interstellar Monohydric Thiols. *Astrophys. J.* 836, 70. doi:10.3847/1538-4357/836/1/70
- Gorai, P., Das, A., Majumdar, L., Chakrabarti, S. K., Sivaraman, B., and Herbst, E. (2017b). The Possibility of Forming Propargyl Alcohol in the Interstellar Medium. *Mol. Astrophys.* 6, 36–46. doi:10.1016/j.molap.2017.01.004
- Gorai, P., Sil, M., Das, A., Sivaraman, B., Chakrabarti, S. K., Ioppolo, S., et al. (2020a). Systematic Study on the Absorption Features of Interstellar Ices in the Presence of Impurities. *ACS Earth Space Chem.* 4, 920–946. doi:10.1021/acsearthspacechem.0c00098
- Hasegawa, T. I., Herbst, E., and Leung, C. M. (1992). Models of Gas-Grain Chemistry in Dense Interstellar Clouds with Complex Organic Molecules. *Astrophys. J. Suppl. Ser.* 82, 167. doi:10.1086/191713
- Hincelin, U., Chang, Q., and Herbst, E. (2015). A New and Simple Approach to Determine the Abundance of Hydrogen Molecules on Interstellar Ice Mantles. *Astron. Astrophys.* 574, A24. doi:10.1051/0004-6361/201424807
- Keto, E., and Caselli, P. (2008). The Different Structures of the Two Classes of Starless Cores. *Astrophysical J.* 683, 238–247. doi:10.1086/589147
- Li, A. (2004). Interaction of Nanoparticles with Radiation. in *Astrophysics of Dust*. Editors A. N. Witt, G. C. Clayton, and B. T. Draine (Astronomical Society of the Pacific Conference Series), Estes Park, CO, 309, 417.

- McElroy, D., Walsh, C., Markwick, A. J., Cordiner, M. A., Smith, K., and Millar, T. J. (2013). The UMIST Database for Astrochemistry 2012. *Astron. Astrophysics* 550, A36. doi:10.1051/0004-6361/201220465
- Noble, J. A., Congiu, E., Dulieu, F., and Fraser, H. J. (2012). Thermal Desorption Characteristics of CO, O<sup>2</sup> and CO<sup>2</sup> on Non-porous Water, Crystalline Water and Silicate Surfaces at Submonolayer and Multilayer Coverages. *Monthly Notices R. Astronomical Soc.* 421, 768–779. doi:10.1111/j.1365-2966.2011.20351.x
- Öberg, K. I., Boogert, A. C. A., Pontoppidan, K. M., Blake, G. A., Evans, N. J., Lahuis, F., et al. (2008). The C2dspitzerspectroscopic Survey of Ices Around Low-Mass Young Stellar Objects. III. CH<sub>4</sub>. *Astrophys. J.* 678, 1032–1041. doi:10.1086/533432
- Pagani, L., Lesaffre, P., Roueff, E., Jorfi, M., Honvault, P., González-Lezana, T., et al. (2013). *Philosophical Trans. R. Soc. A: Math. Phys. Eng. Sci.* 370, 5201–5212. doi:10.11.1098/rsta.2012.0027
- Roberts, H., and Millar, T. J. (2000). Modelling of Deuterium Chemistry and its Application to Molecular Clouds. *Astron. Astrophysics* 361, 388–398. <https://ui.adsabs.harvard.edu/abs/2000A%26A...361..388R/abstract>
- Rohatgi, A. (2020). *Webplotdigitizer*. Version 4.4.
- Ruaud, M., Loison, J. C., Hickson, K. M., Gratier, P., Hersant, F., and Wakelam, V. (2015). Modelling Complex Organic Molecules in Dense Regions: Eley-Rideal and Complex Induced Reaction. *Monthly Notices R. Astronomical Soc.* 447, 4004–4017. doi:10.1093/mnras/stu2709
- Sandford, S. A., and Allamandola, L. J. (1993). H<sub>2</sub> in Interstellar and Extragalactic Ices: Infrared Characteristics, Ultraviolet Production, and Implications. *Astrophys. J. Lett.* 409, L65. doi:10.1086/186861
- Semenov, D., Hersant, F., Wakelam, V., Dutrey, A., Chapillon, E., Guilloteau, S., et al. (2010). Chemistry in Disks. IV. Benchmarking Gas-Grain Chemical Models with Surface Reactions. *Astron. Astrophys.* 522, A42. doi:10.1051/0004-6361/201015149
- Sil, M., Gorai, P., Das, A., Bhat, B., Etim, E. E., and Chakrabarti, S. K. (2018). Chemical Modeling for Predicting the Abundances of Certain Aldimines and Amines in Hot Cores. *Astrophys. J.* 853, 139. doi:10.3847/1538-4357/aa984d
- Sil, M., Gorai, P., Das, A., Sahu, D., and Chakrabarti, S. K. (2017). Adsorption Energies of H and H<sub>2</sub>: a Quantum-Chemical Study. *Eur. Phys. J. D* 71, 45. doi:10.1140/epjd/e2017-70610-4
- Tomasi, J., Mennucci, B., and Cammi, R. (2005). Quantum Mechanical Continuum Solvation Models. *Chem. Rev.* 105, 2999–3094. doi:10.1021/cr9904009PMID: 16092826
- Vidali, G., Ihm, G., Kim, H. Y., and Cole, M. W. (1991). Potentials of Physical Adsorption. *Surf. Sci. Rep.* 12, 135–181. doi:10.1016/0167-5729(91)90012-M
- Wakelam, V., Loison, J. C., Mereau, R., and Ruaud, M. (2017). Binding Energies: New Values and Impact on the Efficiency of Chemical Desorption. *Mol. Astrophys.* 6, 22–35. doi:10.1016/j.molap.2017.01.002
- Ward, M. D., Hogg, I. A., and Price, S. D. (2012). Thermal Reactions of Oxygen Atoms with CS at Low Temperatures on Interstellar Dust. *Monthly Notices R. Astronom. Soc.* 425, 1264–1269. doi:10.1111/j.1365-2966.2012.21520.x
- Whittet, D. C. B., Shenoy, S. S., Bergin, E. A., Chiar, J. E., Gerakines, P. A., Gibb, E. L., et al. (2007). The Abundance of Carbon Dioxide Ice in the Quiescent Intracloud Medium. *Astrophys. J.* 655, 332–341. doi:10.1086/509772

**Conflict of Interest:** The authors declare that the research was conducted in the absence of any commercial or financial relationships that could be construed as a potential conflict of interest.

Copyright © 2021 Das, Sil, Ghosh, Gorai, Adak, Samanta and Chakrabarti. This is an open-access article distributed under the terms of the Creative Commons Attribution License (CC BY). The use, distribution or reproduction in other forums is permitted, provided the original author(s) and the copyright owner(s) are credited and that the original publication in this journal is cited, in accordance with accepted academic practice. No use, distribution or reproduction is permitted which does not comply with these terms.