



**CHALMERS**  
UNIVERSITY OF TECHNOLOGY


## **Towards novel calcium battery electrolytes by efficient computational screening**

Downloaded from: <https://research.chalmers.se>, 2026-04-06 10:06 UTC

Citation for the original published paper (version of record):

Barros Neves de Araújo, R., Thangavel, V., Johansson, P. (2021). Towards novel calcium battery electrolytes by efficient computational screening. *Energy Storage Materials*, 39: 89-95.  
<http://dx.doi.org/10.1016/j.ensm.2021.04.015>

N.B. When citing this work, cite the original published paper.



# Towards novel calcium battery electrolytes by efficient computational screening



Rafael B. Araujo<sup>a</sup>, Vigneshwaran Thangavel<sup>a</sup>, Patrik Johansson<sup>a,b,\*</sup>

<sup>a</sup> Department of Physics, Chalmers University of Technology, SE-412 96, Gothenburg, Sweden

<sup>b</sup> ALISTORE-European Research Institute, CNRS FR 3104, Hub de l'Energie, 80039 Amiens, France

## ARTICLE INFO

### Keywords:

Calcium batteries  
Electrolyte  
Ca-salt solubility  
Screening strategy  
COSMO-RS

## ABSTRACT

The development of Ca conducting electrolytes is key to enable functional rechargeable Ca batteries. The here presented screening strategy is initially based on a combined density functional theory (DFT) and conductor-like screening model for real solvents (COSMO-RS) approach, which allows for a rational selection of electrolyte solvent based on a set of physico-chemical and electrochemical properties: solvation power, electrochemical stability window, viscosity, and flash and boiling points. Starting from 81 solvents, N,N-dimethylformamide (DMF) was chosen as solvent for further studies of cation-solvent interactions and subsequent comparisons vs. cation-anion interactions possibly present in electrolytes, based on a limited set of Ca-salts. A Ca<sup>2+</sup> first solvation shell of [Ca(DMF)<sub>8</sub>]<sup>2+</sup> was found to be energetically preferred, even as compared to ion-pairs and aggregates, especially for PF<sub>6</sub><sup>-</sup> and TFSI as the anions. Overall, this points to Ca(TFSI)<sub>2</sub> and Ca(PF<sub>6</sub>)<sub>2</sub> dissolved in DMF to be a promising base electrolyte for Ca batteries from a physico-chemical point-of-view. While electrochemical assessments certainly are needed to verify this promise, the screening strategy presented is efficient and a useful stepping-stone to reduce the overall R&D effort.

## 1. Introduction

Batteries based on multivalent chemistry have emerged as promising alternatives and complements to the currently dominant lithium-ion battery (LIB) technology, mainly due to foreseen high volumetric capacities and improved safety [1–4]. Amongst these, calcium (Ca) based batteries show some unique advantages [5]: *i*) Ca is the 5<sup>th</sup> most abundant element in Earth's crust [6] – which makes the chemistry long-term sustainable, *ii*) Ca tends to grow uniformly during battery cycling – *i.e.* no dendrites form under “normal” operating conditions, as opposed to both Li and Mg metal batteries [2], and *iii*) the negative standard potential of Ca is -2.87 V [2,3,6], and thus enables higher voltage cells than other multivalent chemistries, especially as compared to Mg and Al [7]. Foremost, however, very high volumetric energy densities can be achieved by employing Ca metal anodes with a volumetric capacity of 2,073 mAh cm<sup>-3</sup> [2]. Yet, the lack of Ca conducting electrolytes, enabling efficient Ca plating/stripping vs. Ca metal anodes and high ion conductivities at room temperature, has stalled Ca batteries from being demonstrated at large scale and furthermore also efficient Ca cathodes from being developed.

For any modern multivalent rechargeable battery technology the optimization of the electrolyte composition and studies of the resulting performance, must be based on considering several basic physico-chemical

and electrochemical properties such as: electrochemical stability window (ESW), ionic conductivity, salt solubility, viscosity, flash and boiling points, *etc* [1,8,9]. These properties are largely determined by the choices made for salt and solvent(s) and the salt concentration, and ultimately also affect the viability of efficient Ca metal plating/stripping. Ponrouch et al. [7] showed that it is feasible to plate/strip Ca at temperatures >75°C by employing organic electrolytes conceptually similar to those of the LIB technology and Wang et al. [10] achieved reversible electrodeposition even at room temperature. Very recently, a few electrolyte concepts have been demonstrated which indeed showed salt solubility as the main issue towards an efficient Ca based electrolyte. Standard solvents such as ethylene carbonate (EC) and N,N-dimethylformamide (DMF) both displayed reasonable salt solubility and dissociation [11]. There are, however, still challenges to overcome; temperature dependence [7], cycling efficiency, oxidation stability [10], *etc.*, which calls for effective strategies to develop new Ca conducting electrolytes.

Addressing both the wide range of electrolyte properties needed and the large search space of salts and solvents, novel electrolyte development is here suggested to be rationalized by applying a computational screening strategy [12–19]. Using density functional theory (DFT) together with the conductor-like screening model for real solvents (COSMO-RS) has recently been a strategy introduced and employed for

\* Corresponding author.

E-mail address: [patrik.johansson@chalmers.se](mailto:patrik.johansson@chalmers.se) (P. Johansson).

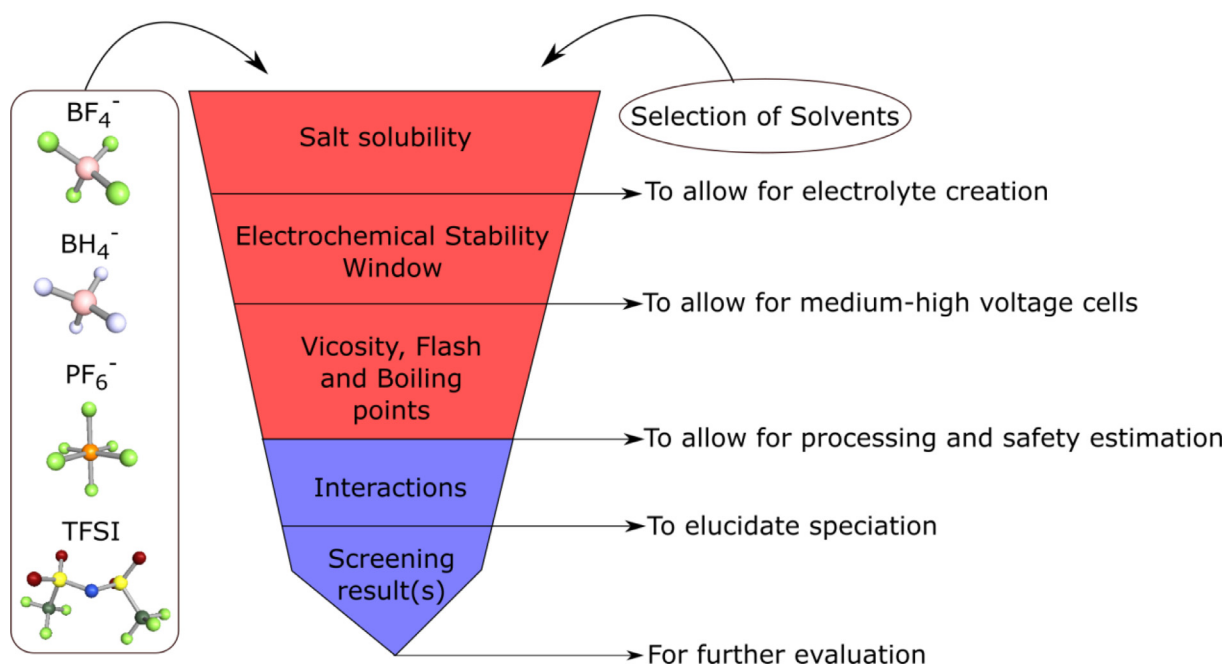


Fig. 1. Schematic of the screening strategy employed.

screening of both modern battery and double layer capacitor electrolytes [12,14,17]. Properties such as melting/flash/boiling points, solubility, viscosity and ESW were used as parameters to find new electrolytes for electrochemical double layer capacitors in the work of Schütter *et al.*, where finally cyano esters were identified as promising solvents [14], and Husch *et al.* reported a volunteer computing approach targeting the identification of electrolytes for Li-ion batteries [12]. Comparisons to experimental data confirmed the efficiency of this strategy to rank electrolytes. The DFT+COSMO-RS methodology has previously been used to investigate Li-S battery electrolytes, both to predict elemental sulfur solubility [20] and to explain the advantages and the change in transport mechanism resulting from applying fluorinated solvents [21]. While the COSMO-RS approach in general has difficulties in properly describing systems with highly localized charge densities, such as alkali and alkali earth metal cations, *e.g.*  $\text{Ca}^{2+}$ , this was successfully resolved for  $\text{Li}^+$  in those studies. We are therefore confident to employ the DFT+COSMO-RS approach in the search for novel Ca battery electrolytes.

## 2. Methods

### 2.1. Screening protocol

The screening is divided into two main steps: i) Selection of a solvent, based on evaluation of properties such as solubility, ESW, viscosity, flash point and boiling point, and ii) Selection of a Ca-salt, by elucidating the  $\text{Ca}^{2+}$  coordination number (CN) in the selected solvent and evaluating the cation-anion interactions (Fig. 1). For the former step, 81 solvents (Table S1) were chosen based on know-how from the fields of Li-ion, Na-ion and Mg rechargeable batteries, while the latter applied four Ca-salts readily available commercially and with traditionally battery electrolyte used weakly coordinating anions (WCAs):  $\text{BF}_4^-$ ,  $\text{BH}_4^-$ ,  $\text{PF}_6^-$ , and TFSI.

The first, solvent selection, step started by computing the relative solubility of the four salts in each of the 81 solvents and from this the solvents with reasonably large relative solubilities were selected for further studies. These were assessed for their ESWs by computed reduction and oxidation potentials, to pass the criteria of the reduction potential being lower than the cathodic limit, 0 V vs.  $\text{Ca}^{2+}/\text{Ca}^\circ$ , and the oxidation potential higher than the anodic limit, here a bit arbitrarily set to 4.5 V vs.  $\text{Ca}^{2+}/\text{Ca}^\circ$ . These potential limits, including computational errors and

uncertainties, should allow for medium to high voltage Ca battery cells to be created using the selected solvents. Finally, viscosities, flash and boiling points were evaluated for the solvents having passed the two previous stages. A low viscosity is essential to ensure high power rate capability in the cell as the (vehicular) ion transport is viscosity dependent [22] and for proper wetting of porous electrodes [23], while the flash and boiling points are safety related properties – both at the cell manufacturing stage and in the battery usage phase. Finally, for the salt selection, various complexes using the different anions (An) of the type  $[\text{Ca}(\text{An})_n]^{2-n}$  ( $n = 1-4$ ) were investigated and the cation-anion interaction strengths used to assess the probability of ion-pair and aggregate formation for the best solvent from the above screening, which provides information on the speciation and thereby indirectly also on the (cat)ion transport.

### 2.2. Computational details

#### 2.2.1. Solubilities

The mole fractional absolute salt solubility ( $x_S$ ) is in COSMOtherm treated as:

$$\ln(x_S) = (\mu_x - \mu_S - \Delta G_{fus})/RT \quad (1)$$

where  $\mu_x$  and  $\mu_S$  are the chemical potentials of the pure and solvated salt, respectively,  $\Delta G_{fus}$  is the free energy of fusion of the salt [24]. With  $\Delta G_{fus}$  being unknown for all the four Ca-salts used, no prediction of absolute solubilities can be performed, but setting  $\Delta G_{fus} = 0$  [25] creates a constant shift of the absolute solubilities and the relative solubilities ( $S_R$ ) can simply be evaluated as  $\ln(S_R) = (\mu_x - \mu_S)/RT$ . The criterion for a reasonable relative solubility is defined as:  $0 < \text{Log}_{10}(S_R) < -5$ .

The chemical potentials in Eq. (1) are, hence, obtained by integrating the chemical potential of a solvent's surface segment with charge  $\sigma$  over the screened surface of the solute as:  $\mu = \mu^{SG} + \int p(\sigma)\mu_{seg}(\sigma)d\sigma + RT \ln x$ . Here,  $\mu_{seg}(\sigma)$  is the segment chemical potential with screened charge  $\sigma$  and  $x$  is the compound mole fraction in the mixture. Size and shape differences are accounted by adding an extra combinatorial term,  $\mu^{SG}$ , that depends on volume and area of the mixture compounds with some more adjustable parameters [26].

The DFT calculations were performed as implemented in the TURBOMOLE package [27]. The BP86 functional was used together with

a TZVP basis set for all geometry optimizations [28–30]. Single-point calculations on the converged geometries employed a TZVPD basis set, to generate the  $\sigma$ -surface for the subsequent COSMO-RS step, with a fine grid cavity. All subsequent COSMO-RS calculations, as implemented in the COSMOtherm package, used a BP\_TZVPD\_FINE\_C30\_1701 parametrization at 298.15 K [26,31–33].

### 2.2.2. Electrochemical stability windows

The thermodynamic ESW for a species is determined by the redox potentials:

$$V_{Red, Ox} = -\frac{\Delta G_{(solv)}^{Red, Ox}}{nF} \quad (2)$$

where  $n$  is the number of electrons participating in the reduction/oxidation reaction and  $F$  is the Faraday constant.  $\Delta G_{(solv)}^{Red}$  and  $\Delta G_{(solv)}^{Ox}$  are the Gibbs free energy changes associated with the reduction and oxidation reactions, respectively, and here computed as:

$$\begin{aligned} \Delta G_{(solv)}^{Red} &= \Delta G(X^-)_{(solv)}^{Red} - \Delta G(X)_{(solv)}^{Red} \text{ and } \Delta G_{(solv)}^{Ox} \\ &= \Delta G(X)_{(solv)}^{Ox} - \Delta G(X^+)_{(solv)}^{Ox} \end{aligned} \quad (3)$$

The changes in the Gibbs free energies are computed as:

$$\begin{aligned} \Delta G &= \Delta E + \Delta E_{ZPE} + (\Delta H_{vib} + \Delta H_{rot} + \Delta H_{trans}) \\ &- T(\Delta S_{vib} + \Delta S_{rot} + \Delta S_{trans}) + \Delta G_{solv} \end{aligned} \quad (4)$$

where  $\Delta E$  is the electronic energy change,  $\Delta E_{ZPE}$  is the zero-point energy change,  $\Delta H$  and  $\Delta S$  are the changes in the different enthalpy and entropy contributions, respectively, and  $\Delta G_{solv}$  accounts for solvation effects.  $\Delta E$  was here computed by DFT employing the M06-2X [34] functional and a TZVP basis set as implemented in TURBOMOLE. The redox potentials were calculated using a vertical, non-adiabatic, transition between ground and excited state, employing the Franck-Condon approximation. Thermal contributions were evaluated by vibrational frequency calculations. Finally,  $\Delta G_{solv}$  was evaluated within the COSMO-RS framework (see 2.2.1) and the resulting redox potentials were shifted by 1.53 V to obtain a scale vs.  $\text{Ca}^{2+}/\text{Ca}^{\cdot}$ .

### 2.2.3. Viscosity, boiling and flash points

Viscosity, boiling and flash points were all computed using COSMOtherm. The viscosity ( $\eta_i$ ) was computed based on the Quantitative-Structure-Property-Relationship (QSPR) model [35] as:

$$\ln(\eta_i) = C_{Area}A_i + C_{M2}M_i^2 + C_{N_{ring}}N_i^{Ring} + C_{TS}TS_i + C_0 \quad (5)$$

where  $A_i$  is the surface area of the solvent  $i$  from its  $\sigma$ -surface,  $M_i$  is the second  $\sigma$ -moment of the solvent,  $N_i^{Ring}$  is the number of ring atoms in the solvent and  $TS$  the pure solvent entropy times temperature. The five constants ( $C_x$ ) were derived from a set of 175 room temperature viscosities of organic compounds. Boiling points were computed by raising the temperature of the solvent until the difference between the COSMOtherm prediction of the system total vapor pressure and a preselected 'pressure' (1 atm) was  $<10^{-4}$  mbar [12,26]. Similarly, the flash points were calculated by raising the system temperature, computing the vapor pressure, and a difference vs. the flash point pressure  $<10^{-4}$  mbar [12,26]. The flash point pressure is calculated using the solvent surface areas as the only descriptor, in general a rather satisfying strategy [36].

### 2.2.4. $\text{Ca}^{2+}$ solvation structure and interactions

To gain insight on the interactions possibly present in the electrolytes, which are a function of the stability of the first solvation shell of  $\text{Ca}^{2+}$ , both generic  $[\text{Ca}(\text{solvent})_x]^{2+}$  cation-solvent complexes ( $x = 5-9$ ) and  $[\text{Ca}(\text{An})_n]^{2-n}$  ( $n = 1-4$ ) cation-anion complexes were optimized using a minima hopping (MH) global optimization, as implemented in the Atomic Simulation Environment (ASE), using temperature to overcome energy barriers and explore the energy landscape [37,38]. Short molecular dynamics (MD) simulations were used to escape local minima, followed by local optimizations using on-the-fly adjusted parameters. The

*ab initio* MD (AIMD) parts of the MH were performed in the microcanonical ensemble (NVE) with a velocity Verlet algorithm and a time step of 1 fs. Local optimizations were performed in the framework of the BFGS quasi-Newton algorithm. For both, the BP86 functional was employed together with a SVP basis set, as implemented in TURBOMOLE. The MH algorithm started at 300 K and an initial energy threshold of 48 kJ mol<sup>-1</sup>. The energetically most stable structures for each complex obtained by the MH algorithm were further geometry optimized at the M06-2X/TZVP level of theory for the binding energy,  $\Delta E_b$ , calculations.

The binding energies,  $\Delta E_b$ , of the  $[\text{Ca}(\text{solvent})_x]^{2+}$  complexes ( $x = 5-9$ ) were calculated as:

$$\Delta E_b = E_{[\text{Ca}(\text{solvent})_x]^{2+}}^{solv} - x \cdot E_{\text{solvent}}^{solv} - E_{\text{Ca}^{2+}} \quad (6)$$

where  $E_{[\text{Ca}(\text{solvent})_x]^{2+}}^{solv}$  and  $E_{\text{solvent}}^{solv}$  are the electronic energies corrected by the zero point energies (ZPE) and solvation energies.  $E_{\text{Ca}^{2+}}$  is the cation electronic energy and  $x$  is the number of solvents in the complex. The solvation energies were calculated within the COSMO-RS framework following the procedure outlined in 2.2.2 and the ZPEs were obtained from vibrational frequency calculations. The preferred  $\text{Ca}^{2+}$  cation solvation number (SN) is, hence, the  $x$  providing the lowest  $\Delta E_b$ .

Similarly, the dissociation energies,  $\Delta E_d$ , of the complexes  $[\text{Ca}(\text{An})_n]^{2-n}$  were calculated as:

$$\Delta E_d = n \cdot E_{\text{An}^-}^{solv} + E_{\text{Ca}^{2+}}^{solv} - E_{[\text{Ca}(\text{An})_n]^{2-n}}^{solv} \quad (7)$$

where  $n$  is the number of anions and  $E_{[\text{Ca}(\text{An})_n]^{2-n}}^{solv}$ ,  $E_{\text{An}^-}^{solv}$  and  $E_{\text{Ca}^{2+}}^{solv}$  are the electronic energies corrected by the ZPE and solvation energies of the complexes and components, respectively. The  $\Delta E_d$  indicates the cation-anion interaction strength and, therefore, the "free" ions vs. ion-pairs and higher aggregates balance for a specific choice of anion.

## 3. Results and discussion

First the solvents were screened for Ca-salt solvation power and subsequently the ESWs were computed for the more promising solvents, whereafter their viscosities, boiling and flash points were all analyzed. Subsequently, the details of the  $\text{Ca}^{2+}$  coordination and ion-pair and aggregate formation were assessed for the most promising solvent.

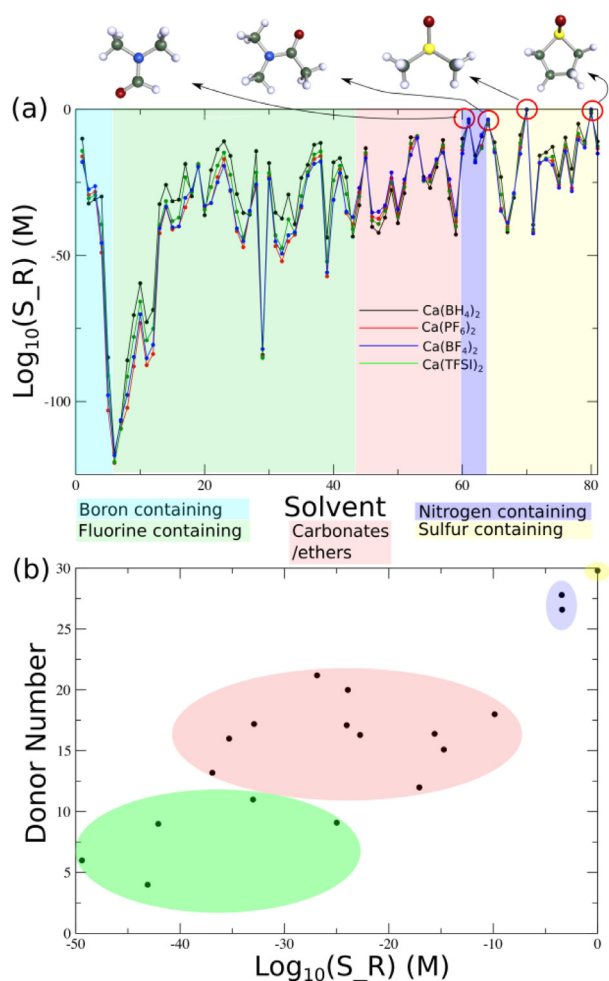
### 3.1. Screening

First, the relative solubilities for the four Ca-salts in each of the 81 solvents (Table S1) were calculated using COSMO-RS and to further assist the interpretation of the results they were visually divided into five families: boron, fluorine, nitrogen, sulfur containing, and carbonates/ethers (colour coded in Fig. 2a).

The relative salt solubilities were normalized vs. DMSO and the lowest were obtained for the fluorine containing solvents, which is quite natural as fluorine is an electron-withdrawing group that decreases the solvent donor number (DN) and hence lowers the cation solvation ability [39]. Donor interaction solvents act as Lewis bases towards cations and the DN is a measure of the Lewis basicity (the ability to donate electrons). By using, the limited set of, DN data available in the literature, the higher solubilities obtained for the N and S containing solvents can vice versa be explained by their higher DN (Fig. 2b). Hence, to increase the solubility of Ca-salts electron-donating groups to further increase the DN is instrumental. All the solvents show the same trends and no significant changes with respect to the different Ca-salts used, which is not surprising given the much higher solvation energy of the  $\text{Ca}^{2+}$  cation as compared to that of the anions (Table S2).

From this screening four solvents: DMSO, tetramethylene sulfoxide (TMSO), DMF and N,N-dimethyl acetamide (DMA) (Fig. 2a), stand out in terms of relative solubilities, all in the range  $0 < \text{Log}_{10}(\text{S}_R) < -5$ , and were thus selected for the subsequent assessments.

Second, the ESWs of these solvents were calculated. All four solvents have reduction potentials below the cathodic limit, i.e. 0 V vs.  $\text{Ca}^{2+}/\text{Ca}^{\cdot}$ .



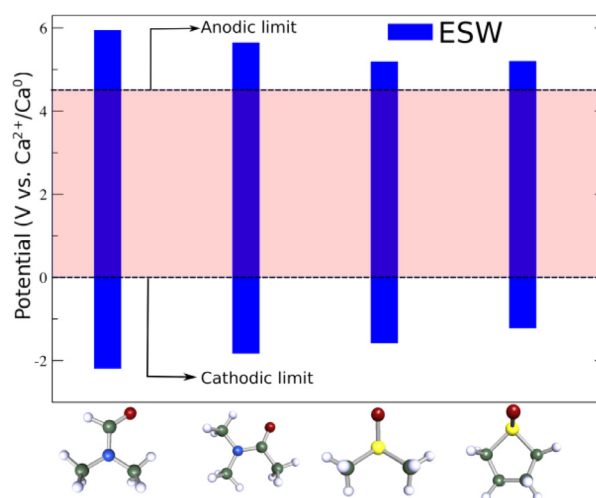
**Fig. 2.** a) Relative Ca-salt solubility normalized vs. dimethyl sulfoxide (DMSO) set to 0 M for various solvents, colour-coded in families, and b) correlation of relative solubility and solvent family vs. donor number for a few selected solvents from the literature.

They also have oxidation potentials above 4.5 V (the by us set limit). Thus they are all, in principle, applicable to high voltage Ca battery cells (Fig. 3).

Overall, the nitrogen-based solvents (DMA and DMF) have wider ESWs than the two sulfur-based solvents (DMSO and TMSO), and DMF has the highest both reductive and oxidative stabilities. Kumar *et al.* pointed out that interfacial interactions between solvents and electrodes may alter the solvent HOMO and LUMO energy levels, hence, changing the ESW [40]. However, DMF has a stability of 2.2 V below the cathodic limit and 1.4 V above the anodic limit, and these large margins should minimize the risk of solvent decomposition on the electrode surface, even if no interfacial interactions were explicitly taken into account.

Next, the viscosities, boiling and flash points of the selected solvents were assessed and these calculated physico-chemical properties all qualitatively agree with the experimental data (Table 1).

Notably, a property like viscosity is notoriously difficult to predict as it is a dynamic property which depends on multiple phenomena, which largely explains why the quantitative deviations vs. experimental data are the largest. Nevertheless, the two nitrogen-based solvents display the lower viscosities, in agreement with the experimental data, due to weaker intermolecular interactions [49,50], and DMF the very lowest viscosity due to its lower molecular weight. On the other hand, the safety assessments, *i.e.* the boiling and flash points, render the sulfur-based solvents better choices, whereas the flash points of DMF and DMA might



**Fig. 3.** ESWs for the four selected solvents: DMF, DMA, DMSO and TMSO.

be an issue vs. the operation/storage temperature of the battery and/or in the cell production processes.

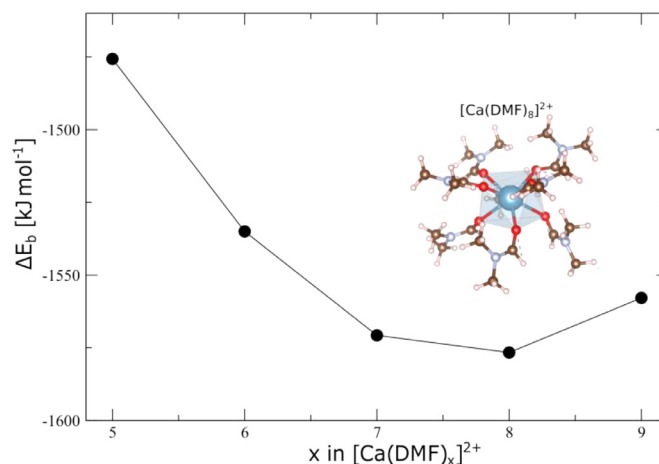
Overall, the screening results in DMF to be the preferred solvent based on the combination of a high solvation power, a wide ESW, and a relatively low viscosity, but again attention must be given to its low flash point.

### 3.2. $\text{Ca}^{2+}$ solvation structure and ion-pair and aggregate formation

With the aim to in more detail understand the nature of the charge carriers in DMF, the binding energies,  $\Delta E_b$ , between  $\text{Ca}^{2+}$  and DMF in the complexes  $[\text{Ca}(\text{DMF})_x]^{2+}$  ( $x=5-9$ ) were calculated. The more stable species are those with  $x=7$  and  $x=8$ , *i.e.*  $[\text{Ca}(\text{DMF})_7]^{2+}$  and  $[\text{Ca}(\text{DMF})_8]^{2+}$  (Fig. 4), with a slight preference for the latter. However, the  $\Delta E_b$  difference of 5.9  $\text{kJ mol}^{-1}$  between these species is insignifi-

**Table 1**  
Viscosities, boiling and flash points of the four selected solvents.

Solvent	Viscosity at 25°C (cP)		Boiling point (°C)		Flash point (°C)	
	Calc.	Expt.	Calc.	Expt.	Calc.	Expt.
DMA	0.79	0.937 [41]	169	165.05 [42]	58	61-71 [43]
DMF	0.60	0.803 [41]	153	153 [42]	49	58 [44]
DMSO	1.17	1.997 [41]	208	189 [45]	92	87.85 [46]
TMSO	1.96	5.252 [47]	235	236 [48]	106	-



**Fig. 4.** Binding energy of the  $[\text{Ca}(\text{DMF})_x]^{2+}$  complexes for  $x=5-9$ .

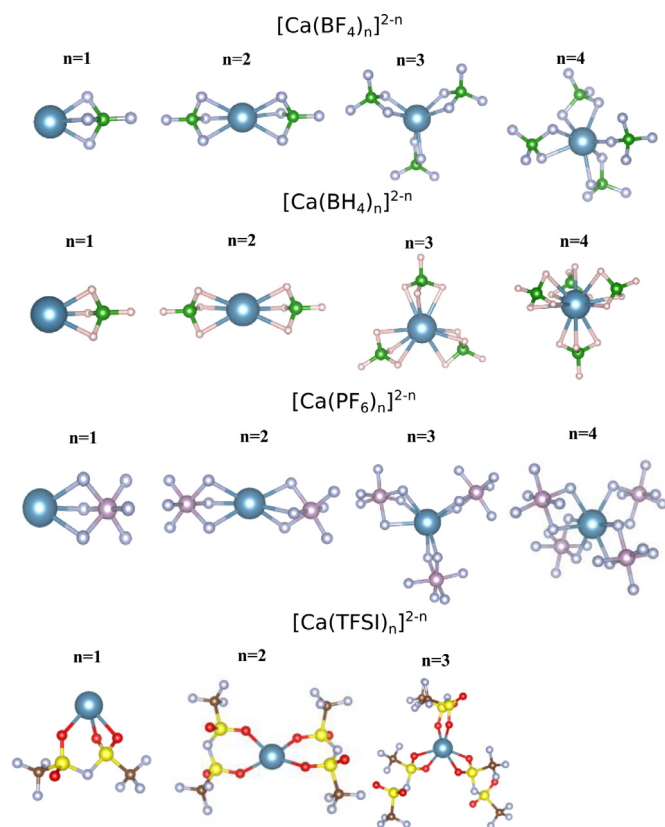


Fig. 5. Structures of  $[\text{Ca}(\text{An})_n]^{2-n}$  complexes for  $n=1-4$  with  $\text{An} = \text{BF}_4^-$ ,  $\text{BH}_4^-$ ,  $\text{PF}_6^-$  or TFSI.

cant given all simplifications made and thus the existence of both species should be accounted for in a real electrolyte. Indeed, Asada *et al.* performed Raman spectroscopy on  $\text{Ca}(\text{ClO}_4)_2$  in DMF and obtained a  $\text{Ca}^{2+}$  average coordination number (CN) of 7.2 [51]. Assuming no ion-pairing, which as a first order approximation is reasonable as the perchlorate anion is a WCA, and mono-dentate solvent coordination, the CN is equal to the SN for  $\text{Ca}^{2+}$ . Furthermore, Asada also showed  $\text{Mg}^{2+}$  to have a  $\text{CN}/\text{SN} = 6$  in DMF, which supports our general argument that  $\text{Ca}^{2+}$  has a higher  $\text{CN}/\text{SN}$ , much due to its larger radius providing the space to fit more DMF ligands, without causing too much steric hindrance. The latter is indeed the reason to as to why  $\text{SN} = 9$  becomes less energetically beneficial.

The possible formation of ion-pairs and higher aggregates directly influences the details of the  $\text{Ca}^{2+}$  charge carriers, which is addressed by modeling a wide range of  $[\text{Ca}(\text{An})_n]^{2-n}$  complexes for  $n=1-4$  (Fig. 5, Table 2).

From these simple models, all complexes with  $n=1$  and  $n=2$  have the anions coordinating  $\text{Ca}^{2+}$  tri-dentately, excepted TFSI for  $n=2$ . This agrees well with previous DFT studies that showed TFSI to prefer to coordinate bi-dentately in various  $[\text{M}(\text{TFSI})_2]$  complexes ( $\text{M} = \text{Li}, \text{Mg}, \text{Ca}, \text{Ba}, \text{Zn}$  and  $\text{Cu}$ ) [52,53]. For  $n=3$  there is a wide distribution of bi-

dentate and tri-dentate coordination and correspondingly also a wide variety in CNs; 6, 9, 7 and 6, for the anions  $\text{BF}_4^-$ ,  $\text{BH}_4^-$ ,  $\text{PF}_6^-$  and TFSI, respectively. Moving to  $n=4$  the complex  $[\text{Ca}(\text{BF}_4)_4]^{2-}$  has three of the anions in bi-dentate coordination and one in mono-dentate coordination, hence  $\text{CN}=7$ . In the literature, MD simulations have indeed shown the  $\text{BF}_4^-$  coordination to  $\text{Ca}^{2+}$  to strongly depend on the SN [54]. Yet, the “isocompositional”  $[\text{Ca}(\text{BH}_4)_4]^{2-}$  has all its anions coordinating tri-dentately ( $\text{CN}=12$ ), and  $[\text{Ca}(\text{PF}_6)_4]^{2-}$  in contrast have all its anions coordinating bi-dentately ( $\text{CN}=8$ ). Altogether, this suggests the  $\text{BH}_4^-$  anions to coordinate  $\text{Ca}^{2+}$  stronger, which could be detrimental to the (cat)ion transport and transfer, due to the high dissociation energies of the  $[\text{Ca}(\text{BH}_4)_n]^{2-n}$  complexes (Table 2). Indeed, Hahn *et al.* attributed the very low ionic conductivity of  $\text{Ca}(\text{BH}_4)_2$  in THF (*ca.*  $4 \mu\text{S}\cdot\text{cm}^{-1}$ ) to the very strong cation-anion association, even at 0.1 M salt concentration [55]. Finally, the  $[\text{Ca}(\text{TFSI})_4]^{2-}$  resulted in a first  $\text{Ca}^{2+}$  solvation shell with  $\text{SN}=3$  and  $\text{CN}=6$ , *i.e.* similar to  $n=3$ , most likely due to steric hindrance effects, and is not treated further here.

In general, the  $n=3$  complexes have larger total cation-anion interaction strengths, as per their dissociation energies, but some of them only marginally so as compared to  $n=2$  (Table 2). The exception is the  $\text{BH}_4^-$  anion where  $n=4$  is energetically preferred, in line with the strikingly different CN of this complex. Monti *et al.* showed  $n=3$  to be the energetically preferable for  $\text{Na}^+$  as the central atom and TFSI as anion [56], and this is corroborated here, even considering the multivalent nature of the  $\text{Ca}^{2+}$  cation, which makes the complex  $[\text{Ca}(\text{TFSI})_3]^-$  “only” single-negatively charged. Overall the TFSI and  $\text{PF}_6^-$  anions display the lower dissociation energies, which also could be expected from previous studies using  $\text{Li}^+$  and  $\text{Na}^+$  as cations [57,58].

The ion-pair and aggregate formation is a function of the  $\text{Ca}^{2+}$  first solvation shell stability with solvents and/or anions. Hence there exists a competition which we here simply assess as  $|\Delta E_b| - |\Delta E_d|$ . For the TFSI anion, the highest  $\Delta E_d$  is  $1285 \text{ kJ mol}^{-1}$  and the binding energy of the most stable complex  $[\text{Ca}(\text{DMF})_8]^{2+}$  is  $-1592 \text{ kJ mol}^{-1}$  producing a  $|\Delta E_b| - |\Delta E_d| = 307 \text{ kJ mol}^{-1}$ , which thus indicates that the formation of ion-pairs and aggregates in DMF is an unlikely process due to its large solvation power. This is in complete agreement with the experimental Raman spectroscopy observations by Forero-Saboya *et al.* wherein the SN of DMF did not change up to 1.2 M  $\text{Ca}(\text{TFSI})_2$  concentration, suggesting that ion-pair and aggregate formation both are negligible [11]. Additionally, the  $\text{Ca}(\text{TFSI})_2$  based EC electrolytes had the highest ionic conductivities. We note that the difference  $|\Delta E_b| - |\Delta E_d|$  between  $[\text{Ca}(\text{DMF})_8]^{2+}$  and  $[\text{Ca}(\text{PF}_6)_3]^-$  ( $458 \text{ kJ mol}^{-1}$ ) is even larger, but for this Ca-salt there are no corresponding experimental data.

#### 4. Concluding remarks

By employing a joint DFT+COSMO-RS screening approach we have enabled a rational selection of electrolyte solvent(s) and Ca-salt(s) based on the solvent solvation power, ESWs, viscosity, flash and boiling points. The computed relative solubilities point out sulfur and nitrogen containing solvents as the more promising alternatives and this is successfully correlated with their high DNs that arguably result in a high cation solvation capability. While no silver bullet has been found, the purpose of demonstrating the strategy of computational screening as an efficient step-wise process has been successful – and can be recommended as a time and effort saving tool prior to undertaking any experimental studies to fast evaluate Ca conducting electrolyte candidates. Here, as a compromise with a beneficially wide ESW and a low viscosity, but low boiling and flash points, DMF was selected as the most promising solvent and demonstrated to readily solvate  $\text{Ca}^{2+}$  cations. Furthermore, both  $\text{Ca}(\text{PF}_6)_2$  and  $\text{Ca}(\text{TFSI})_2$  are identified as favourable salts to be dissolved in DMF due to their low dissociation energies. While the overall stability of the cation-solvent interactions leads to large desolvation energies, which unfavorably correlates with large experimental activation barriers [59–62] affecting the rate capabilities of batteries negatively, a step-wise desolvation might be easier as each solvent is bound some-

Table 2

Dissociation energies of the  $[\text{Ca}(\text{An})_n]^{2-n}$  complexes for  $n=1-4$  with  $\text{An} = \text{BF}_4^-$ ,  $\text{BH}_4^-$ ,  $\text{PF}_6^-$  and TFSI.

n	$\Delta E_d$ [kJ mol <sup>-1</sup> ]			
	$\text{BF}_4^-$	$\text{BH}_4^-$	$\text{PF}_6^-$	TFSI
1	1117	1161	706	1107
2	1246	1296	1133	1264
3	1379	1428	1134	1285
4	850	1528	831	–

what more weakly, but again the action of the Ca metal anode surface on a partially desolvated  $\text{Ca}^{2+}$  to render a complete plating is very difficult to speculate upon. However, the stable cation-solvent interactions may lower the flash point of DMF based electrolytes, especially at high salt concentrations [22]. Again, however, this alters both structure, dynamics, and transport mechanisms [63].

### Declaration of Competing Interest

The authors declare that they have no known competing financial interests or personal relationships that could have appeared to influence the work reported in this paper.

### CRediT authorship contribution statement

**Rafael B. Araujo:** Conceptualization, Methodology, Formal analysis, Data curation, Writing - original draft. **Vigneshwaran Thangavel:** Data curation, Writing - review & editing. **Patrik Johansson:** Funding acquisition, Project administration, Resources, Conceptualization, Methodology, Supervision, Writing - review & editing.

### Acknowledgements

This work was financially supported by the European Union's Horizon 2020 research and innovation programme H2020-FETOPEN-1-2016-2017 (CARBAT) [grant agreement No 766617]. The computations were enabled by resources provided by the Swedish National Infrastructure for Computing (SNIC) at C3SE and NSC centers, partially funded by the Swedish Research Council [grant agreement no. 2018-05973].

### Supplementary materials

Supplementary material associated with this article can be found, in the online version, at doi:10.1016/j.ensm.2021.04.015.

### References

- N.N. Rajput, T.J. Seguin, B.M. Wood, X. Qu, K.A. Persson, Elucidating Solvation Structures for Rational Design of Multivalent Electrolytes—A Review, 2018, doi:10.1007/s41061-018-0195-2.
- J. Muldoon, C.B. Bucur, T. Gregory, Quest for Nonaqueous Multivalent Secondary Batteries: Magnesium and Beyond, *Chem. Rev.* 114 (2014) 11683–11720, doi:10.1021/cr500049y.
- P. Canepa, G. Sai Gautam, D.C. Hannah, R. Malik, M. Liu, K.G. Gallagher, K.A. Persson, G. Ceder, Odyssey of Multivalent Cathode Materials: Open Questions and Future Challenges, *Chem. Rev.* 117 (2017) 4287–4341, doi:10.1021/acs.chemrev.6b00614.
- D. Monti, A. Ponrouch, R.B. Araujo, F. Barde, P. Johansson, M.R. Palacin, Multivalent Batteries—Prospects for High Energy Density: Ca Batteries, *Front. Chem.* 7 (2019) 1–6, doi:10.3389/fchem.2019.00079.
- M.E. Arroyo-de Dompablo, A. Ponrouch, P. Johansson, M.R. Palacin, Achievements, Challenges, and Prospects of Calcium Batteries, *Chem. Rev.* 120 (2020) 6331–6357, doi:10.1021/acs.chemrev.9b00339.
- A. Ponrouch, M.R. Palacin, On the road toward calcium-based batteries, *Curr. Opin. Electrochem.* 9 (2018) 1–7, doi:10.1016/j.coelec.2018.02.001.
- A. Ponrouch, C. Frontera, F. Bardé, R.B. Araujo, D. Monti, P. Johansson, A. Ponrouch, Cation Solvation and Physicochemical Properties of Ca Battery Electrolytes, *J. Phys. Chem. C* 123 (2019) 29524–29532, doi:10.1021/acs.jpcc.9b07308.
- T. Husch, N.D. Yilmazer, A. Balducci, M. Korth, Large-scale virtual high-throughput screening for the identification of new battery electrolyte solvents: Computing infrastructure and collective properties, *Phys. Chem. Chem. Phys.* 17 (2015) 3394–3401, doi:10.1039/c4cp04338c.
- M.S. Park, I. Park, Y.S. Kang, D. Im, S.G. Doo, A search map for organic additives and solvents applicable in high-voltage rechargeable batteries, *Phys. Chem. Chem. Phys.* 18 (2016) 26807–26815, doi:10.1039/c6cp05800k.
- C. Schütter, T. Husch, V. Viswanathan, S. Passerini, A. Balducci, M. Korth, Rational design of new electrolyte materials for electrochemical double layer capacitors, *J. Power Sources* 326 (2016) 541–548, doi:10.1016/j.jpowsour.2016.06.022.
- T. Husch, M. Korth, How to estimate solid-electrolyte-interphase features when screening electrolyte materials, *Phys. Chem. Chem. Phys.* 17 (2015) 22799–22808, doi:10.1039/c5cp03119b.
- T. Husch, M. Korth, Charting the known chemical space for non-aqueous lithium-air battery electrolyte solvents, *Phys. Chem. Chem. Phys.* 17 (2015) 22596–22603, doi:10.1039/c5cp02937f.
- C. Schütter, T. Husch, M. Korth, A. Balducci, Toward new solvents for EDLCs: From computational screening to electrochemical validation, *J. Phys. Chem. C* 119 (2015) 13413–13424, doi:10.1021/acs.jpcc.5b02113.
- O. Borodin, M. Olguin, C.E. Spear, K.W. Leiter, J. Knap, Towards high throughput screening of electrochemical stability of battery electrolytes, *Nanotechnology* (2015) 26, doi:10.1088/0957-4484/26/35/354003.
- L. Cheng, R.S. Assary, X. Qu, A. Jain, S.P. Ong, N.N. Rajput, K. Persson, L.A. Curtiss, Accelerating Electrolyte Discovery for Energy Storage with High-Throughput Screening, *J. Phys. Chem. Lett.* 6 (2015) 283–291, doi:10.1021/jz502319n.
- S. Jeschke, P. Johansson, Predicting the Solubility of Sulfur: A COSMO-RS-Based Approach to Investigate Electrolytes for Li-S Batteries, *Chem. - Eur. J.* 23 (2017) 9130–9136, doi:10.1002/chem.201701011.
- S. Drvarič Talian, S. Jeschke, A. Vizintin, K. Pirnat, I. Arčon, G. Aquilanti, P. Johansson, R. Dominko, Fluorinated Ether Based Electrolyte for High-Energy Lithium-Sulfur Batteries: Li+Solvation Role behind Reduced Polysulfide Solubility, *Chem. Mater.* 29 (2017) 10037–10044, doi:10.1021/acs.chemmater.7b03654.
- E. Flores, G. Ávall, S. Jeschke, P. Johansson, Solvation structure in dilute to highly concentrated electrolytes for lithium-ion and sodium-ion batteries, *Electrochimica Acta* 233 (2017) 134–141, doi:10.1016/j.electacta.2017.03.031.
- M.-S. Wu, T.-L. Liao, Y.-Y. Wang, C.-C. Wan, Assessment of the Wettability of Porous Electrodes for Lithium-Ion Batteries, (n.d.) 9.
- C. Loschen, A. Klamt, Solubility prediction, solvate and cocrystal screening as tools for rational crystal engineering, *J. Pharm. Pharmacol.* 67 (2015) 803–811, doi:10.1111/jphp.12376.
- C. Loschen, A. Klamt, Solubility prediction, solvate and cocrystal screening as tools for rational crystal engineering, *J. Pharm. Pharmacol.* 67 (2015) 803–811, doi:10.1111/jphp.12376.
- A. Klamt, F. Eckert, COSMOthermX version C30\_1701, COSMOlogic GmbH & Co, 2016.
- R. Ahlrichs, M. Bär, M. Häser, H. Horn, C. Kölmel, Electronic structure calculations on workstation computers: The program system turbomole, *Chem. Phys. Lett.* 162 (1989) 165–169, doi:10.1016/0009-2614(89)85118-8.
- A. Schäfer, H. Horn, R. Ahlrichs, Fully optimized contracted Gaussian basis sets for atoms Li to Kr, *J. Chem. Phys.* 97 (1992) 2571–2577, doi:10.1063/1.463096.
- A.D. Becke, Density-functional exchange-energy approximation with correct asymptotic behavior, *Phys Rev A* (1988) 38, doi:10.1063/1.1749835.
- J.P. Perdew, Density-functional approximation for the correlation energy of the inhomogeneous electron gas, *Phys Rev B* (1986) 33, doi:10.1103/PhysRevB.33.8822.
- A. Klamt, Conductor-like screening model for real solvents: A new approach to the quantitative calculation of solvation phenomena, *J. Phys. Chem.* 99 (1995) 2224–2235, doi:10.1021/j100007a062.
- A. Klamt, F. Eckert, COSMO-RS: a novel and efficient method for the a priori prediction of thermophysical data of liquids, *Fluid Phase Equilibria* 172 (2000) 43–72, doi:10.1016/S0378-3812(00)00357-5.
- A. Klamt, The COSMO and COSMO-RS solvation models, *Wiley Interdiscip. Rev. Comput. Mol. Sci.* 1 (2011) 699–709, doi:10.1002/wcms.56.
- Y. Zhao, D.G. Truhlar, The M06 suite of density functionals for main group thermochemistry, thermochemical kinetics, noncovalent interactions, excited states, and transition elements: Two new functionals and systematic testing of four M06-class functionals and 12 other function, *Theor. Chem. Acc.* 120 (2008) 215–241, doi:10.1007/s00214-007-0310-x.
- COSMOlogic GmbH, Co. KG, COSMO therm Reference Manual (2014) 1–239.
- J. Reinisch, A. Klamt, Predicting Flash Points of Pure Compounds and Mixtures with COSMO-RS, *Ind. Eng. Chem. Res.* 54 (2015) 12974–12980, doi:10.1021/acs.iecr.5b03083.
- A. Larsen, M. Jens, B. Jakob, C. Ivano, C. Rune, D. Marcin, F. Jesper, G. Michael, H. Bjork, H. Cory, The Atomic Simulation Environment - A Python library for working with atoms, *J. Phys. Condens. Matter.* 29 (2017) 27, doi:10.1088/1361-648X/aa680e.
- S. Goedecker, Minima hopping: An efficient search method for the global minimum of the potential energy surface of complex molecular systems, *J. Chem. Phys.* 120 (2004) 9911–9917, doi:10.1063/1.1724816.
- Y. SASAKI, H. SATAKE, N. TSUKIMORI, N. NANBU, M. TAKEHARA, M. UE, Physical and Electrolytic Properties of Partially Fluorinated Methyl Propyl Carbonate and Its Application to Lithium Batteries, *Electrochemistry* 5 (2010) 467.
- N. Kumar, D.J. Siegel, Interface-Induced Renormalization of Electrolyte Energy Levels in Magnesium Batteries, *J. Phys. Chem. Lett.* 7 (2016) 874–881, doi:10.1021/acs.jpcclett.6b00091.
- I. Johnson, M. Kalidoss, R. Srinivasamoorthy, Density, Viscosity, and Speed of Sound in the Ternary Mixtures of 2-Ethoxyethanol + N, N -Dimethylformamide + N, N -Dimethylacetamide and 2-Ethoxyethanol + Dimethyl Sulfoxide + N, N -Dimethylacetamide at 308.15 K, *J. Chem. Eng. Data.* 47 (2002) 1388–1390, doi:10.1021/je025521b.
- C.L. Yaws, Chapter 1 - Physical Properties – Organic Compounds, in: C.L. Yaws (Ed.), *Yaws Handb. Phys. Prop. Hydrocarb. Chem.* Second Ed., Gulf Professional Publishing, Boston, 2015, pp. 1–683, doi:10.1016/B978-0-12-800834-8.00001-3.
- Dong-Myeong Ha, The Measurement and Prediction of Combustible Properties of Dimethylacetamide (DMAc), *Korean Chem. Eng. Res.* 53 (2015) 553–556, doi:10.9713/KCER.2015.53.5.553.

- [44] S. Hess, M. Wohlfahrt-Mehrens, M. Wachtler, Flammability of Li-Ion Battery Electrolytes: Flash Point and Self-Extinguishing Time Measurements, *J. Electrochem. Soc.* 162 (2015) A3084–A3097, doi:10.1149/2.0121502jes.
- [45] Z. Wang, S.M. Richter, B.D. Gates, T.A. Grieme, Safety Concerns in a Pharmaceutical Manufacturing Process Using Dimethyl Sulfoxide (DMSO) as a Solvent, *Org Process Res Dev* (2012) 7.
- [46] M. Bagheri, T.N.G. Borhani, G. Zahedi, Estimation of flash point and autoignition temperature of organic sulfur chemicals, *Energy Convers. Manag.* 58 (2012) 185–196, doi:10.1016/j.enconman.2012.01.014.
- [47] Ch. Wohlfarth, B. Wohlfahrt, Pure Organic Liquids · C3: Datasheet from Landolt-Börnstein - Group IV Physical Chemistry · Volume 18B: "Pure Organic Liquids" in SpringerMaterials, Springer-Verlag Berlin Heidelberg, n.d. [https://doi.org/10.1007/10639283\\_4](https://doi.org/10.1007/10639283_4).
- [48] PubChem, Tetramethylene sulfoxide, (n.d.). <https://pubchem.ncbi.nlm.nih.gov/compound/1128> (accessed January 11, 2021).
- [49] R.C. Petersen, INTERACTIONS IN THE BINARY LIQUID SYSTEM N,N-DIMETHYLACETAMIDE—WATER: VISCOSITY AND DENSITY, *J. Phys. Chem.* 64 (1960) 184–185, doi:10.1021/j100830a518.
- [50] S. Akhtar, A.N.M. Omar Faruk, M.A. Saleh, Viscosity of Aqueous Solutions of Formamide, *N*-Methylformamide and *N,N*-Dimethylformamide, *Phys. Chem. Liq.* 39 (2001) 383–399, doi:10.1080/00319100108031670.
- [51] M. Asada, T. Fujimori, K. Fujii, R. Kanzaki, Y. Umebayashi, S.I. Ishiguro, Solvation structure of magnesium, zinc, and alkaline earth metal ions in *N,N*-dimethylformamide, *N,N*-dimethylacetamide, and their mixtures studied by means of Raman spectroscopy and DFT calculations - Ionic size and electronic effects on steric congestion, *J. Raman Spectrosc.* 38 (2007) 417–426, doi:10.1002/jrs.1662.
- [52] J.-C. Lassègues, J. Grondin, C. Aupetit, P. Johansson, Spectroscopic Identification of the Lithium Ion Transporting Species in LiTFSI-Doped Ionic Liquids, *J. Phys. Chem. A.* 113 (2009) 305–314, doi:10.1021/jp806124w.
- [53] X.Y. Li, J. Nie, Density Functional Theory Study on Metal Bis(trifluoromethylsulfonyl)imides: Electronic Structures, Energies, Catalysis, and Predictions, *J. Phys. Chem. A.* 107 (2003) 6007–6013, doi:10.1021/jp022383o.
- [54] M. Shakourian-Fard, G. Kamath, S.M. Taimoory, J.F. Trant, Calcium-Ion Batteries: Identifying Ideal Electrolytes for Next-Generation Energy Storage Using Computational Analysis, *J. Phys. Chem. C.* 123 (2019) 15885–15896, doi:10.1021/acs.jpcc.9b01655.
- [55] N.T. Hahn, J. Self, T.J. Seguin, D.M. Driscoll, M.A. Rodriguez, M. Balasubramanian, K.A. Persson, K.R. Zavadil, The critical role of configurational flexibility in facilitating reversible reactive metal deposition from borohydride solutions, *J. Mater. Chem. A.* 8 (2020) 7235–7244, doi:10.1039/D0TA02502J.
- [56] D. Monti, E. Jónsson, M.R. Palacín, P. Johansson, Ionic liquid based electrolytes for sodium-ion batteries: Na<sup>+</sup> solvation and ionic conductivity, *J. Power Sources.* 245 (2014) 630–636, doi:10.1016/j.jpowsour.2013.06.153.
- [57] P. Johansson, Electronic structure calculations on lithium battery electrolyte salts, *Phys. Chem. Chem. Phys.* 9 (2007) 1493–1498, doi:10.1039/b612297c.
- [58] E. Jónsson, P. Johansson, Modern battery electrolytes: Ion-ion interactions in Li<sup>+</sup>/Na<sup>+</sup> + conductors from DFT calculations, *Phys. Chem. Chem. Phys.* 14 (2012) 10774–10779, doi:10.1039/c2cp40612h.
- [59] G. Ávall, J. Mindemark, D. Brandell, P. Johansson, Sodium-Ion Battery Electrolytes: Modeling and Simulations, *Adv. Energy Mater.* 8 (2018) 1–22, doi:10.1002/aenm.201703036.
- [60] K. Xu, A. Von Wald Cresce, Li<sup>+</sup>-solvation/desolvation dictates interphasial processes on graphitic anode in Li ion cells, *J. Mater. Res.* 27 (2012) 2327–2341, doi:10.1557/jmr.2012.104.
- [61] T. Abe, H. Fukuda, Y. Iriyama, Z. Ogumi, Solvated Li-Ion Transfer at Interface Between Graphite and Electrolyte, *J. Electrochem. Soc.* 151 (2004) A1120, doi:10.1149/1.1763141.
- [62] M. Okoshi, Y. Yamada, A. Yamada, H. Nakai, Theoretical Analysis on De-Solvation of Lithium, Sodium, and Magnesium Cations to Organic Electrolyte Solvents, *J. Electrochem. Soc.* 160 (2013) A2160–A2165, doi:10.1149/2.074311jes.
- [63] M. Okoshi, C.-P. Chou, H. Nakai, Theoretical Analysis of Carrier Ion Diffusion in Superconcentrated Electrolyte Solutions for Sodium-Ion Batteries, *J. Phys. Chem. B.* 122 (2018) 2600–2609, doi:10.1021/acs.jpcc.7b10589.