



Vector mode inter-modal wavelength conversion in a dispersion tailored highly nonlinear few-mode fibre

Downloaded from: <https://research.chalmers.se>, 2026-04-04 21:38 UTC

Citation for the original published paper (version of record):

Gao, J., Nazemosadat Arsanjani, S., Schröder, J. et al (2019). Vector mode inter-modal wavelength conversion in a dispersion tailored highly nonlinear few-mode fibre. IET Conference Publications, 2019(CP765). <http://dx.doi.org/10.1049/cp.2019.1067>

N.B. When citing this work, cite the original published paper.

VECTOR MODE INTER-MODAL WAVELENGTH CONVERSION IN A DISPERSION TAILORED HIGHLY NONLINEAR FEW-MODE FIBRE

Jitao Gao¹, Elham Nazemosadat², Jochen Schröder², Chen Yang³, Songnian Fu^{1*}, Ming Tang¹, Deming Liu¹, Weijun Tong³, Magnus Karlsson², Peter A Andrekson²

¹National Engineering Laboratory for Next Generation Internet Access System, School of Optics and Electronic Information, Huazhong University of Science and Technology, 430074, Wuhan, China

²Photonics Laboratory, Department of Microtechnology and Nanoscience, Chalmers University of Technology, SE-41296, Gothenburg, Sweden

³R&D Center, Yangtze Optical Fibre and Cable Joint Stock Limited Company (YOFC), 430073, Wuhan, China
*E-mail: songnian@mail.hust.edu.cn

Keywords: FEW-MODE FIBRE, NONLINEAR FIBRE OPTICS, FOUR-WAVE MIXING, HIGHLY NONLINEAR FIBRE, WAVELENGTH CONVERSION

Abstract

We present the design and fabrication of a dispersion tailored highly nonlinear few-mode fibre with an inter-modal nonlinear coefficient of $2.81 \text{ (W} \cdot \text{km)}^{-1}$, the highest reported to date. Inter-modal wavelength conversion between the HE_{21} and TE_{01} vector modes is demonstrated in the fibre.

1 Introduction

The nonlinear phenomenon of four-wave mixing (FWM) has been widely investigated in optical fibres, due to its applications in low-noise amplification and all-optical signal processing [1]. In recent years, with the advances in space-division multiplexing technology, inter-modal FWM processes in few mode fibres (FMFs) have also attracted much attention [2–5]. To date, such processes have been mostly investigated in commercial FMFs [2, 3], which have a relatively low inter-modal nonlinearity. Therefore, there is interest to increase the inter-modal nonlinearity of FMFs to enhance the efficiency of such nonlinear processes. Recently, a highly nonlinear FMF, which is dispersion tailored for inter-modal FWM, has been reported [6].

In this paper, we report on the design and fabrication of a few-mode fibre (HNL-FMF), with the highest intra-modal nonlinearity reported to date, to the best of our knowledge. The HNL-FMF has a high germanium doping concentration in the core, which breaks the degeneracy between the LP_{11} modes and leads to different dispersion relations for the corresponding vector modes. Here, we demonstrate inter-modal wavelength conversion between two vector modes within the second mode group.

To achieve broadband FWM in single mode fibres, the pump should be placed close to the zero-dispersion wavelength and in the anomalous dispersion regime [7]. However, the phase matching condition for inter-modal FWM processes is more flexible, due to the different dispersion properties of different modes. The phase mismatch in these processes is given by [4]

$$\Delta\beta \approx (\omega_s - \omega_{p1}) \left[\beta_1^a \left(\frac{\omega_s + \omega_{p1}}{2} \right) - \beta_1^b \left(\frac{\omega_i + \omega_{p2}}{2} \right) \right], \quad (1)$$

where $\beta_1^m(\omega)$ represents the inverse group velocity of mode m at angular frequency ω , while $p1, p2, s$ and i represent the interacting pumps, signal and the generated idler, respectively. Thus, to have phase matching, β_1 at the average frequencies of the two waves in each spatial mode should be equal. Bragg scattering (BS) and phase conjugation (PC) are the two types of inter-modal FWM processes that can result in wavelength and mode conversion. When the interacting modes have similar chromatic dispersion properties, BS has a relatively wider phase matching bandwidth compared to PC [3]. Along with the inter-modal process, modulational instability (MI) which is an intra-modal FWM process could also happen if the interacting waves are phase matched, as shown in Fig 1(a).

2 Fibre Design and Characterisation

We designed and fabricated a dispersion tailored highly nonlinear few-mode fibre which supports two mode groups, with a graded index circular core, surrounded by a trench and the cladding [8]. The optimised refractive index profile design is shown in Fig 1(b), as well as the measured refractive index profile of the fabricated HNL-FMF. The core with a radius of $4.3 \mu\text{m}$ is highly doped with germanium ($25 \text{ mol.}\%$ at the centre of the core), to obtain high nonlinearity. Meanwhile, the relatively large refractive index difference between the core and cladding breaks the degeneracy in the second mode group, resulting in different propagation constants of HE_{21} , TE_{01} and TM_{01} modes, hence providing the possibility of obtaining inter-modal FWM between the vector modes within one mode group. Although the vector modes in the second mode group share almost the same spatial distribution, the polarisation distributions and measured relative inverse group velocities ($\Delta\beta_1$)

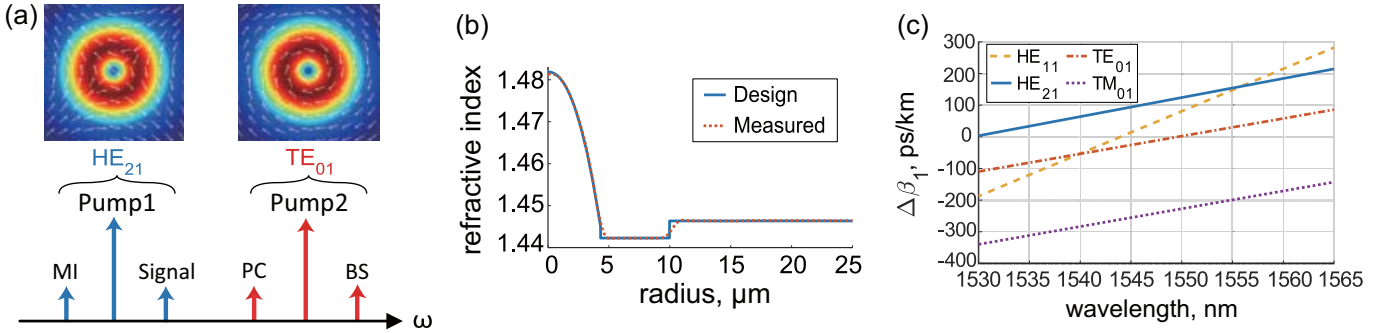


Fig. 1 (a) Schematic of the intra- and inter-modal FWM processes occurring when Pump1 and Signal in mode HE_{21} and Pump2 in mode TE_{01} are launched in to the HNL-FMF. The intra- and inter-modal generated idlers are MI in HE_{21} mode, and BS and PC in TE_{01} mode, respectively. The spatial and polarisation distributions of the interacting modes are also shown. (b) Designed and measured refractive index profiles of the HNL-FMF. (c) Measured relative inverse group velocities versus wavelength of all the guided vector modes.

are different, as shown in Fig 1(a) and (c). It is worth noting that $\Delta\beta_1$ curves of the three vector modes in the second mode group are nearly parallel, indicating similar group velocity dispersion β_2 (-7.18 , -7.17 and -7.17 ps^2/km at 1550 nm for HE_{21} , TE_{01} and TM_{01} modes, respectively). Consequently, their dispersion properties makes them suitable for broadband BS process [3].

The effective areas of the first and second mode groups are 21.3 and 42.9 μm^2 respectively, while the intra-modal nonlinear coefficients γ of them are 5.68 and 2.81 $(\text{W} \cdot \text{km})^{-1}$ respectively, measured with the method described in [9]. Since the inter-modal nonlinear coefficient is related to the overlap integral of the optical field distribution of the interacting modes, the inter-modal nonlinear coefficient between any two of the vector modes is approximately equal to the intra-modal nonlinear coefficient of the second mode group. Thus, inter-modal nonlinear coefficient is also 2.81 $(\text{W} \cdot \text{km})^{-1}$. The attenuation coefficients are measured to be 0.59 dB/km and 0.65 dB/km for the first and second mode group, respectively.

3 Experimental Setup

The experimental setup of our vector-mode inter-modal FWM is shown in Fig 2. Pump1 and Signal launched into HE_{21} mode are set to be at 1543 nm and 1543.25 nm, respectively. Pump2 is launched into TE_{01} mode, and to achieve phase matching its wavelength is set to 1565 nm (see Fig 1(c)). For Pump1 and Signal, light coming out of the continuous-wave (CW) lasers are adjusted to be co-polarised by the polarisation controllers (PCs) right after the lasers, then coupled together into an erbium-doped fibre amplifier (EDFA) by a 90:10 polarisation maintaining coupler. A tunable optical band-pass filter (OBPF) is used after the EDFA in order to filter out the out-band amplified spontaneous emission noise. We use two spatial light modulators (SLMs) based on liquid crystal on silicon (LCoS) as the mode multiplexer (MMUX) and demultiplexer (MDMUX), to realise mode selective excitation using optimised phase masks. The interacting waves propagate through

the 2-km HNL-FMF, where BS and PC idlers are generated in the TE_{01} mode. It should be noted that mode coupling occurs between the vector modes in the second mode group, so the power in the pumps and signal are a mix of these modes. However, only the beam powers in the phase matched vector modes will be involved in the inter-modal FWM. By changing the phase mask in the MDMUX, we can observe the output spectra of different modes with an optical spectrum analyser (OSA).

The power of each pump after the EDFA is set to be 28.2 dBm and the Signal power is 12 dB lower. Meanwhile, the MMUX together with the OBPF and all the fibre connectors has a total loss of 12.2 dBm for each input port when exciting HE_{21} or TE_{01} mode. Thus, the actual pump power launched into each mode is 16 dBm.

4 Experimental Results and Discussion

By using different phase masks at the MDMUX, optimised for different vector modes, the output spectra after 2-km HNL-FMF transmission are shown in Fig 3. In Fig 3(a), for the waves

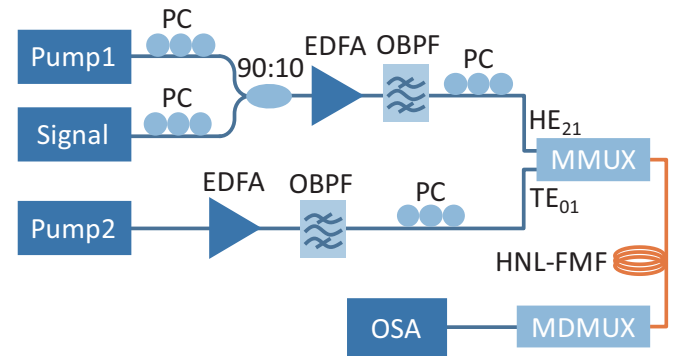


Fig. 2 Experimental setup of vector mode inter-modal wavelength conversion. Blue and orange lines correspond to single mode and few-mode fibre links, respectively.

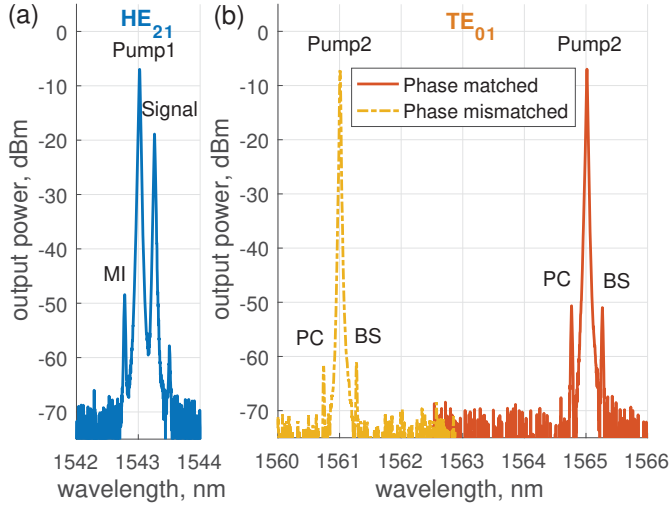


Fig. 3 Output spectra of HE_{21} and TE_{01} modes after mode demultiplexing, observed in different wavelength windows (a) and (b), respectively. Solid curves represent phase matched inter-modal FWM, while the dashed curve in (b) represents the inter-modal FWM with a phase mismatch.

in HE_{21} mode, we can see an intra-modal idler generated by MI process with a conversion efficiency (CE, defined as the power ratio between the output idler and output Signal) of -29.9 dB. While in Fig 3(b) around 1565 nm, the BS and PC idlers are generated 0.25 nm away from Pump2, with CEs of -32.1 dB and -31.8 dB, respectively. The similar CEs of BS, PC and MI processes when Signal is set close to Pump1 indicate similar nonlinear coefficients for intra- and inter-modal interactions.

Given that the vector modes are within one mode group and have mode coupling between them, one might think the process captured here is a dual-pump intra-modal FWM interaction not inter-modal FWM. To demonstrate that it is indeed an inter-modal process, we moved Pump2 closer to Pump1, to 1561 nm, which is far from the phase matching wavelength of the inter-modal FWM processes. In the case of a dual-pump intra-modal FWM process, the FWM efficiency should have increased, since the detuning between the two pumps is smaller and all the interacting modes are in the anomalous dispersion regime ($\beta_2 < 0$) and far from zero-dispersion wavelength [10]. However, as observed in Fig 3(b), the idler powers in this case are significantly lower than the ones when Pump2 is at 1565 nm, proving that the process is inter-modal FWM. Thus, a wavelength and vector mode conversion is accomplished by inter-modal FWM between vector modes. If we make use of the TM_{01} mode, a wider-band wavelength conversion over C+L band would be possible.

Fig 4 shows how CEs of BS and PC processes change when sweeping the Signal and changing the Signal to Pump1 wavelength detuning. It is obvious that BS has a broader CE bandwidth compared to the PC process. Taking a 6-dB bandwidth into consideration, the bandwidths of BS and PC

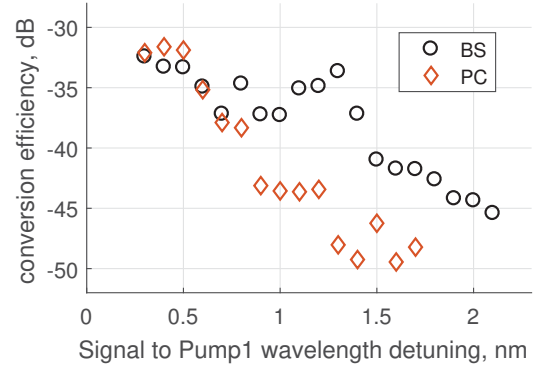


Fig. 4 CEs of the BS and PC processes, measured under different Signal to Pump1 wavelength detunings varying from 0.3 to 2.1 nm with a wavelength interval of 0.1 nm.

processes are 1.4 nm and 0.8 nm respectively, due to the similar chromatic dispersion properties of the interacting vector modes. In addition, there is a trade-off between the fibre length and the bandwidth of the inter-modal processes [4]. Due to the loss induced by the SLM in our system, a relatively long fibre length was needed to observe the inter-modal nonlinearities. However, it is possible to shorten the fibre and increase the bandwidth of the inter-modal FWM processes by increasing the pump powers or using other MMUX/MDMUX schemes with smaller losses.

5 Conclusion

An inter-modal vector mode wavelength conversion with a wavelength separation of 22 nm is accomplished between HE_{21} and TE_{01} modes, by implementing inter-modal FWM in a newly designed and fabricated HNL-FMF. We provide a novel solution to vector mode generation using inter-modal FWM. The fibre also shows great potential in all-optical signal processing, such as vector mode conversion, mode exchanging and wavelength multicasting.

6 Acknowledgements

This work was supported in part by the National Natural Science Foundation of China (NSFC) under Grant 61711530043, in part by the Swedish Research Council (VR) under Grant Agreement 2015-00535 and in part by the Swedish foundation for international cooperation in higher education (STINT) via contract CH2016-6754.

7 References

- [1] Tong, Z., Radic, S.: ‘Low-noise optical amplification and signal processing in parametric devices’, *Adv. Opt. Photon.*, 2013, 5, (3), pp. 318–384
- [2] Essiambre, R.J., Mestre, M.A., Ryf, R., et al.: ‘Experimental investigation of inter-modal four-wave mixing in few-mode fibers’, *IEEE Photon. Technol. Lett.*, 2013, 25, (6), pp. 539–542
- [3] Friis, S.M.M., Begleris, I., Jung, Y., et al.: ‘Inter-modal four-wave mixing study in a two-mode fiber’, *Opt. Express*, 2016, 24, (26), pp. 30338–30349
- [4] Xiao, Y., Essiambre, R.J., Desgroseilliers, M., et al.: ‘Theory of intermodal four-wave mixing with random linear mode coupling in few-mode fibers’, *Opt. Express*, 2014, 22, (26), pp. 32039–32059
- [5] Nazemosadat, E., Pourbeyram, H., Mafi, A.: ‘Phase matching for spontaneous frequency conversion via four-wave mixing in graded-index multimode optical fibers’, *J. Opt. Soc. Am. B*, 2016, 33, (2), pp. 144–150
- [6] Rademacher, G., Luís, R.S., Puttnam, B.J., et al.: ‘Wide-band intermodal wavelength conversion in a dispersion engineered highly nonlinear fmf’. In: *Optical Fiber Communication Conference (OFC) 2019*. (Optical Society of America, 2019). p. W1C.4
- [7] Agrawal, G.P.: ‘Nonlinear fiber optics, 4th ed.’. (San Diego: Academic Press, 2007).
- [8] Nazemosadat, E., Lorences.Riesgo, A., Karlsson, M., et al.: ‘Design of highly nonlinear few-mode fiber for c-band optical parametric amplification’, *J. Lightw. Technol.*, 2017, 35, (14), pp. 2810–2817
- [9] Boskovic, A., Chernikov, S.V., Taylor, J.R., et al.: ‘Direct continuous-wave measurement of n_2 in various types of telecommunication fiber at $1.55 \mu\text{m}$ ’, *Opt. Lett.*, 1996, 21, (24), pp. 1966–1968
- [10] Marhic, M.E., Park, Y., Yang, F.S., et al.: ‘Widely tunable spectrum translation and wavelength exchange by four-wave mixing in optical fibers’, *Opt. Lett.*, 1996, 21, (23), pp. 1906–1908