




Multivalent rechargeable batteries

Downloaded from: <https://research.chalmers.se>, 2026-04-07 01:11 UTC

Citation for the original published paper (version of record):

Ponrouch, A., Bitenc, J., Dominko, R. et al (2019). Multivalent rechargeable batteries. *Energy Storage Materials*, 20: 253-262. <http://dx.doi.org/10.1016/j.ensm.2019.04.012>

N.B. When citing this work, cite the original published paper.



Multivalent rechargeable batteries

A. Ponrouch^{a,e}, J. Bitenc^b, R. Dominko^{b,c,e}, N. Lindahl^d, P. Johansson^d, M.R. Palacin^{a,e,*}

^a Institut de Ciència de Materials de Barcelona, ICMAB-CSIC, Campus de la UAB, 08193 Bellaterra, Catalonia, Spain

^b National Institute of Chemistry, Hajdrihova 19, 1000 Ljubljana, Slovenia

^c Faculty of Chemistry and Chemical Technology, University of Ljubljana, Večna pot 113, 1000 Ljubljana, Slovenia

^d Department of Physics, Chalmers University of Technology, SE-412 96 Göteborg, Sweden

^e ALISTORE-ERI European Research Institute, CNRS FR 3104, Hub de l'Energie, Rue Baudelocque, 80039 Amiens, Cedex, France



ARTICLE INFO

Keywords:

Calcium batteries
Magnesium batteries
Aluminium batteries

ABSTRACT

Rechargeable battery technologies based on the use of metal anodes coupled to multivalent charge carrier ions (such as Mg^{2+} , Ca^{2+} or Al^{3+}) have the potential to deliver breakthroughs in energy density radically leap-frogging the current state-of-the-art Li-ion battery technology. However, both the use of metal anodes and the migration of multivalent ions, within the electrolyte and the electrodes, are technological bottlenecks which make these technologies, all at different degrees of maturity, not yet ready for practical applications. Moreover, the know-how gained during the many years of development of the Li-ion battery is not always transferable. This perspective paper reviews the current status of these multivalent battery technologies, describing issues and discussing possible routes to overcome them. Finally, a brief section about future perspectives is given.

1. Introduction

Recent visionary words by battery pioneer J.B. Goodenough: “*Today’s challenge is the design of an electrochemical technology that can perform safely the task of electrical-energy storage and recovery at a rate and cost that are competitive with the performance of the well-established fossil fuel technologies.*” [1] While lithium-ion batteries (LIBs) clearly have delivered this to the extent that hybrid and fully electric vehicles (XEVs) today penetrate the car market at an ever-increasing rate, there are still issues with cost, energy and power density, life-length, resources, safety, etc. All these requirements (and more) are also to be re-valued and re-balanced when we look at other possible markets such as commercial vehicles, large-scale storage of renewable variable energy from solar and wind, etc. All these requirements combined are also difficult to solve in a combined manner and can therefore only be fulfilled through really high-risk forward looking research. Targeting to leap-frog in performance involves to directly deviate from incremental research, which for LIBs can be exemplified by adding minor amounts of Si to the graphite electrode – raising the energy density of an LIB at the cell level by max. ca. 10–20%. Instead we must go beyond the beaten track and investigate a vast array of next generation battery (NGB) concepts in parallel, even if it is clear that only a limited number of these will finally make it to the market. In comparison to the incremental path, some of these concepts have

promises of energy density increases of up to 100%. For instance, considering the active materials only, theoretical specific energy density of ca. 950 Wh/kg can be calculated for a Ca/(hypothetical new 4 V cathode with 200 mAh/g capacity) cell. Taking into account the weight of all battery components (casing, electrolyte, separators, etc.) and using BatCap v1.0 software from Argonne National Laboratory [2], specific energy densities as high as ca. 450 Wh/kg are estimated. For sake of comparison, 260 Wh/kg currently constitute the highest values for state of the art LIBs.

Furthermore, as the wide variety of applications in which electrochemical energy storage can be applied comes with a significant diversity in technical and other requirements, a silver bullet technology is unlikely and rather a solid progress in very diverse technologies is probable, that ultimately will find specific niches of application within the vast energy storage landscape. There will of course be advantages by economics of scale which then finally will lead to convergence to not one and not unlimited NGB concepts available – but a foreseeable market place can display a handful or less.

One of the main challenges related to the LIB technology is materials availability and supply related to their domain of use extending from portable electronics to embrace large-scale applications [3]. This has prompted the scientific community to explore more sustainable NGB alternatives based on more abundant materials. To avoid using Li, natural

* Corresponding author. Institut de Ciència de Materials de Barcelona, ICMAB-CSIC, Campus de la UAB, 08193 Bellaterra, Catalonia, Spain.

E-mail address: rosa.palacin@icmab.es (M.R. Palacin).

<https://doi.org/10.1016/j.ensm.2019.04.012>

Received 16 February 2019; Received in revised form 10 April 2019; Accepted 10 April 2019

Available online 11 April 2019

2405-8297/© 2019 The Authors. Published by Elsevier B.V. This is an open access article under the CC BY-NC-ND license (<http://creativecommons.org/licenses/by-nc-nd/4.0/>).

graphite, Co, as well as Cu in the cells – all used in LIBs and either limited or expensive elements/minerals, concepts such as Na-ion batteries are currently rapidly making their way to proper commercialization [4]. Other NGB concepts are very much still in their infancy – and within these we find more or less all multivalent ion based rechargeable battery technologies [5,6]. Just using the very simple measure of the Earth's crust abundance we find Mg to be 7th, Ca 5th and Al 3rd – and this can be contrasted to the very low levels of Li (being 33rd) at 18 ppm. In contrast, Zn, which is the anode used in alkaline primary batteries and may also appear as interesting for rechargeable batteries at first sight, can also be considered relatively scarce (76 ppm) and while its density is high, its standard potential is rather moderate, being the most electropositive metal that can be plated and stripped in aqueous solutions – leading to low voltage battery cells with limited energy density.

Briefly returning to the very basics, any battery/electrochemical cell is made of two electrodes containing electrochemically active materials separated by an electrolyte – an ion conductive electronically insulating medium (Fig. 1). The electrochemical capacity of a given electrode active material basically depends on the number of electrons exchanged and its formula weight, while the electrochemical cell voltage will depend on the difference in potential between the redox couples at each electrode. In order to maximize cell voltage, materials operating at high/low potential are required for the positive/negative electrode, respectively, and complemented by an electrolyte with a wide enough electrochemical stability window (ESW).

Moving from LIBs as well as Na-ion batteries to multivalent NGBs means that within the electrolyte we substitute M^+ by M^{n+} ($n=2,3$) charge carriers, which result in a reduced number of ions needed to react at the electrodes to achieve a certain electrochemical capacity by 1/2 or 2/3. Alternatively, doubled or tripled capacities would be achieved for the same amount of reacted ions, respectively. Moreover, although a recent study evidenced the possibility for Mg dendrites to grow [8] these multivalent metals overall seem less prone to dendrites growth upon plating/stripping at realistic current densities [9]. The latter opens for the possibility to use metal negative electrodes accompanied by significant enhancements in the theoretical energy density at cell level. This is in stark contrast to Li metal, why Li intercalated in graphite became the negative electrode material of choice.

For any battery using metal negative electrodes, the density and redox potential of the metal itself are the keys to high (theoretical) performance – and visualizing Li metal vs. C (graphite) (Fig. 2) clearly shows the large penalty upon moving from Li metal to LIB. The promise of NGBs is also

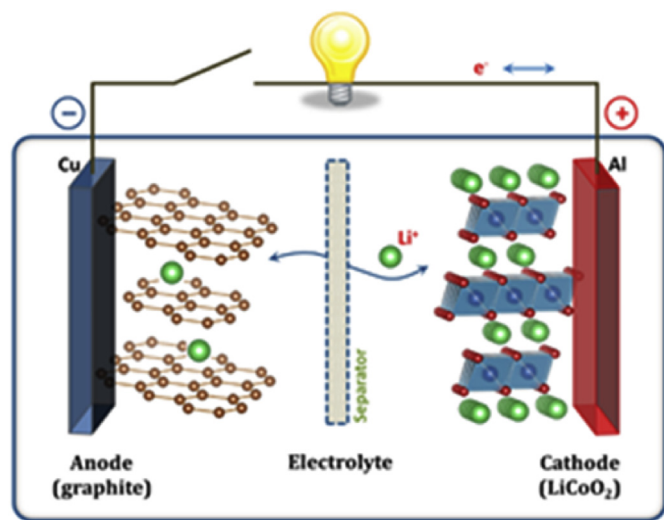


Fig. 1. Schematic illustration of a modern rechargeable battery; a LIB using LiCoO_2 and graphite as the electrode active materials and a Li^+ conducting electrolyte [7]. Reproduced with permission from ACS.

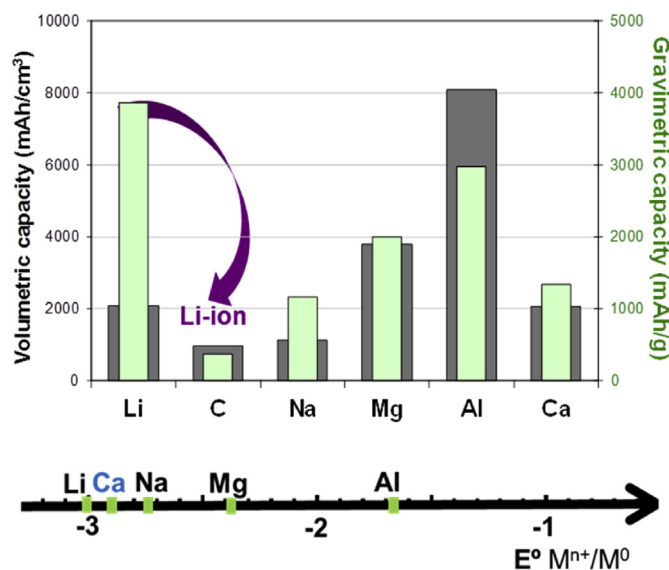


Fig. 2. Standard reduction potential and gravimetric/volumetric capacities of metal electrodes compared to values for graphite, typically used in the Li-ion technology.

clear; for volumetric capacities Ca is indeed on a par with Li, while Mg and Al are approx. 2 and 4(!) times more performant, respectively. The difference in potential between the negative and positive electrodes gives us the fundamental voltage promise of multivalent NGB technologies. For metal negative electrodes this potential limit is the lowest possible for each NGB. This is, compared to Li metal, only somewhat higher for calcium (170 mV) and magnesium (670 mV), but significantly higher for aluminum (1.38 V).

In practice, a major problem is to find positive electrode insertion electrodes able to reversibly react with the largest possible amount of ions at suitable potential, to obtain large energy densities. The theoretical capacity of any intercalation compound depends on the total number of electrons that can be transferred to the host redox center(s) and does not depend on the guest cation itself. The maximum practical reversible capacity is controlled by the number of vacant sites accessible in the host and the structural changes occurring during the intercalation process. It therefore depends on the maximum concentration of guest ions that can be intercalated in the host structure and to what degree these guest cations affect the structure – and multivalent cations often cause larger perturbations simply by their larger charge/radius ratios as compared to monovalent Li^+ . This is indeed why rather conversion electrode reactions, such as with sulfur in Mg-S batteries, and redox reactions with the active groups of organic electrodes are utilized, as for Al-organic batteries [10,11].

Still, however, there are substantial efforts being directed to intercalation compounds for all the multivalent NGBs we here review [6]. As the number of $\text{Mg}^{2+}/\text{Ca}^{2+}$ needed to be intercalated in the host are only half the number of Li^+/Na^+ necessary (1/3 for Al^{3+}) for an equivalent charge transfer – much higher capacities would be achievable (as shown in Fig. 2). Indeed, the ionic radius of Mg^{2+} (0.72 Å) is close to that of Li^+ (0.76 Å), while that of Ca^{2+} (1.00 Å) is close to that of Na^+ (1.02 Å), and hence suitable structural frameworks should exist and serve as a background for the development of Mg and Ca hosts.

Furthermore, these hosts need to exhibit large cation diffusion rates to be able to operate under high power, and this is true both in the solid state, but also for the electrolyte. Sluggish solid-state diffusion and desolvation of solvent ligands at the electrolyte/electrode surface are therefore large challenges for these NGBs. In the bulk of the electrolyte there is basically the same mechanisms at hand – the higher charge/radius ratios make the ions very stabilized by ligands, ions and solvents, of the electrolytes and indeed the solvation shells can be much larger

than for Li^+/Na^+ [6,7]. One of the main challenges is the electrode/electrolyte interface where poorly ion conducting passivation layers and also slow ion (de-)solvation may significantly affect the overall power performance. The result is that rather awkward chemistries are employed, especially for Mg electrolytes, with additional problems of extreme sensitivity to moisture and corrosiveness vs. current collectors [12–15]. Aluminium is a particularly challenging case also for other reasons, due to its even higher charge and smaller radius ($\text{Al}^{3+} = 0.53 \text{ \AA}$). The small radius ion is arguably easily accommodated in a host, but the strong Coulombic interactions resulting are highly prohibitive for both reversibility and fast diffusion – both in solids and liquids.

2. Battery concepts and state of the art

The multivalent ion battery technologies here treated are in many ways similar, but there are also significant differences and these are also further enhanced by the different maturities and history of research. Mg batteries, mainly Mg metal, has ca. 20 years of research efforts to date and a rather large active research community, including start-ups and large consortia focusing on the technology, while Al and especially Ca metal batteries are rather recent fields of research and more or less in their very infancy. The efforts in obtaining working negative metal electrode battery concepts are also to some extent accompanied by resorting to other electrode choices – hence also various M-ion batteries have been explored. Furthermore, in order to balance the vast capacities sulfur positive electrodes have also been explored; M-S batteries. Below we treat all these concepts grouped by the multivalent metal used.

2.1. Mg

Mg metal deposition from solution was demonstrated almost a century ago [16], however, the first report on the use of various Mg complexes and inorganic compounds suitable for rechargeable battery application was Gregory et al. in 1990 [17]. A decade later, a prototype magnesium battery was demonstrated by Aurbach et al. [18] by combining a Chevrel phase positive electrode with a Mg foil separated by an electrolyte containing $\text{Mg}(\text{AlCl}_2\text{BuEt})_2$ as Mg-salt. Although the practical energy density of the proposed cell was relative low, the pioneering work showed on the possibility of long-term cycling with low capacity fade. Since then many different materials, mainly positive electrodes, have been tested, but with limited success. The reason for this is manifold, but the two main problems are: i) the divalent Mg cation must enter into the inorganic structure and diffuse inside it, which is difficult for such a chemically hard ion, and ii) there is a lack of suitable electrolytes exhibiting good stability vs. Mg metal and compatible with positive electrodes. The latter also includes alternative electrode concepts such as sulfur or redox active organic materials. More recently a new direction was opened with the discovery of non-nucleophilic Mg electrolytes [10,19–21].

The proper choice of electrolyte is of large importance for Mg batteries, as solvent and salts successfully used for development of LIBs most often are incompatible with Mg metal. Unlike in case of Li metal, passive film formation on Mg metal blocks both ionic and electronic transport and thereby increases the polarization between the reduction and oxidation reactions. Indeed, any presence of oxygen even at the ppm level, can lead to inactive MgO passivating films. The level and nature of impurities in the electrolyte is also crucial, especially water since even small amounts significantly increases the polarization for stripping and deposition of Mg [12,22], again due to the formation of a blocking passivating film, which is not conductive for magnesium cations. This can, however, be mitigated by using magnesium powder for the negative electrode, which can scavenge electrolyte impurities, and by doing so maintain an acceptable degree of Mg free surface to operate as counter electrode. One common electrolyte development direction is based on addition of Mg-chloride salts to any base electrolyte [23]. The chlorides help to maintain an active Mg surface by reducing the accessibility of

reactive anions and impurities to it and additionally by assisting in the formation of various Mg_xCl_y species that diminish the high solvation energy associated with free Mg^{2+} . These electrolytes, however, are corrosive to current collectors based on Al, stainless steel, Cu and Ni. Recently, a couple of chloride-free electrolytes were made based on Mg salts containing complex boron anions; magnesium monocarborane ($\text{Mg}(\text{CB}_{11}\text{H}_{12})_2$) in tetraglyme [24] and magnesium bis(hexafluoroisopropoxy)borate ($\text{Mg}[\text{B}(\text{hfip})_4]_2$) in DME [25]. Both electrolytes exhibit high oxidative stabilities and compatibility with various non-noble current collectors. Also, the large majority of electrolytes developed for Mg based batteries currently involve the use of ether solvents. Such low dielectric constant solvents cause a number of new problems, the most important being the formation of relatively strong ion-ion interactions and poor salt solubility, why typically concentrations below 0.3 M are used.

As mentioned above different positive electrode materials are used for Mg batteries, the most interesting being sulfur, redox active organic materials, and inorganic materials capable of reversible insertion and extraction of Mg cations.

Amongst the latter, several materials have been proposed recently. Besides the Chevrel phases, used very early for proof of concept, chalcogenides offer possibilities for reversible insertion of Mg due to anion lattices offering low electrostatic interactions [26]. One of the most researched materials is titanium sulfide with spinel [27] or layered [28, 29] structure, both displaying good reversibility, but the low operating voltages of the resulting cells decrease their commercial potential. Another large group is molybdenum based chalcogenides [30–32] and different transition metal selenides [33,34]. Much higher practical interest is attracted by oxides, where increased cell voltages result in higher energy densities, but in combination with the current generation of electrolytes they suffer from poor Mg mobility within the structures [35, 36] and structural conversion [37]. Some do show certain degree of reversible magnesium insertion [38–42], but sometimes it is difficult to differentiate between reversible intercalation and contributions from pseudo-capacitance due to nano-sized frameworks and electrolyte incompatibility. Hence, a lot of optimization in connection with novel electrolyte formulations is needed, particularly with respect to the interfaces between electrolyte and active cathode particles.

The combination magnesium and sulfur is highly attractive from a range of different perspectives. Sulfur has a high gravimetric capacity of 1672 mAh/g, much higher than chalcogenides, is highly abundant, and cheap. Although the resulting cell voltage is just above 1 V, a gravimetric energy density comparable to today's LIB technology is possible. The major disadvantage is the low volumetric energy density of S, which is partly compensated for by the large volumetric density of Mg, a distinct advantage as compared to other sulfur based technologies such as Li-S or Na-S. An electrochemical characterization of a first Mg-S battery was performed in combination with the discovery of the first non-nucleophilic Mg conducting electrolyte, $\text{Mg}_2\text{Cl}_3\text{-HMDSAICl}_3$ [10]. Recent literature reports on limited cycling are connected with soluble polysulfides and their chemical reduction at the Mg metal surface. This can be mitigated at least partially, by use of carbon felts between the sulfur cathode and the separator as additional current collectors hindering polysulfide diffusion from the cathode to the metallic Mg electrode [43]. Classical electrolytes used in recent experimental studies are based on combining different glymes with $\text{Mg}(\text{TFSI})_2$ and MgCl_2 salts. Reduction of sulfur to sulfide proceeds through two well-defined plateaus at 1.6 V and 1.2 V, which correspond to the formation of polysulfides and MgS, respectively (Fig. 3) as studied by both XPS [10] and bulk techniques such as XAS, RIXS and ^{25}Mg NMR [45], showing that chemically and electrochemically prepared MgS crystallize in different structures.

Some recent reports show improved cycling stability, connected to improved electrolytes based on tris(hexafluoroisopropyl) borate ($\text{B}(\text{HFIP})_3$), with a capacity >1000 mAh/g at ca. 1.1 V and with low cell polarization [46,47]. The use of a Cu current collector is crucial as applying the same electrolyte with an Al current collector leads to

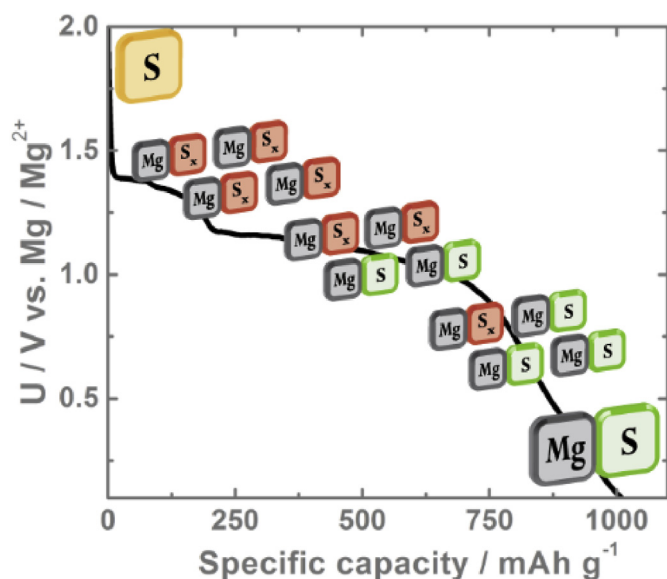


Fig. 3. Mechanism of a Mg-S battery operation, reproduced with permission from ACS [45].

electrochemical properties more comparable to other electrolytes. The reasonable explanation given is formation of CuS from soluble polysulfides and corroded Cu cations [46].

The use of redox active organic polymers as cathode materials show the most promise at present in terms of activity, stability, accessibility of materials, etc. It is also attractive since it represents a sustainable pathway with a lower carbon footprint as compared to inorganic cathode materials, mainly due to much lower energy consumption during the processing as much lower temperatures are needed. Again, as for S cathodes, the low volumetric energy density, polymers typically having densities below 1.5 g/cm^3 , is partly compensated for by the high volumetric energy density of Mg metal. Some of the proposed redox active compounds exhibit relatively fast capacity fading in their monomeric state, due to large solubility in the electrolyte, which can be mitigated by polymerization of the monomers, by use of ion selective membranes, or by grafting the monomers onto non-soluble substrates. The former path shows the most promise and when composites are prepared by *in situ* copolymerization with conductive additives, either carbons or electroconductive polymers, very good electrochemical properties result including power density, which often is problematic for multivalent batteries.

In the past the electrophilic centres (C, S) in the structures were not compatible with any of the at that time existing nucleophilic Mg electrolytes. Therefore the very first report showing reversible

electrochemical reaction of dimethoxybenzoquinone (DMBQ) with Mg was demonstrated by using $0.5 \text{ M Mg}(\text{ClO}_4)_2$ in γ -butyrolactone [48], with the electrochemical reaction confirmed by XRD. Indeed, the exchange of electrons associated to parasitic reactions is more common than for LIB systems for which standard electrolytes are available. In this case, use of a three-electrode cell configuration with separate reference electrode, was mandatory in order to circumvent the impedance quickly building up on the Mg counter electrode due to passivation phenomena. As for Mg-S, also Mg-organic batteries have benefitted from the discovery of non-nucleophilic electrolytes [18]; and have demonstrated a highly reversible cycling of poly(anthraquinonyl sulfide) (PAQS) [49] with Mg metal in a two electrode cell set-up with a discharge voltage of 1.5 V [50], and electrochemical activity was demonstrated with three non-nucleophilic electrolytes which were state of the art [50]. Changing from anthraquinone (AQ) to benzoquinone (BQ), polymerized PHBQS, increases the operation voltage to 2 V (Fig. 4a) and such a battery can in theory deliver an energy density of up to 650 Wh/kg . Although this battery exhibits good cycling stability [51], the practically achievable capacity for BQ based polymers (160 mAh/g) are still far away from the theoretical capacities (400 mAh/g) (Fig. 4b).

Improved capacity retention was reported by using 1,4-polyanthraquinone (PAQ), while only 50% of the theoretical capacity was achieved with a $\text{Mg}(\text{HMDS})_2\text{-}4\text{MgCl}_2$ (HMDS-hexamethyldisilazane) in tetrahydrofuran (THF) electrolyte [52], but still this combination demonstrated long term cycling at useful current densities; 1000 very stable cycles at 1C and 2C rates. Polyimides is another group of conjugated carbonyl compounds with applicability in Mg batteries. A typical discharge voltage is around 1.7 V , while capacities are lower due to the higher molecular weight and as not all carbonyl groups are electrochemically active [53], which is the reason why the economic viability is relatively low. Practical capacities are lower than achieved in Li systems and the materials exhibit long activation periods – a property of all polymeric redox active organic materials. A proper electrolyte selection affects the activation period and the Coulombic efficiency. The electrochemical mechanism of organic cathodes has been discussed for a long time and the explanations predominately proposed are based on *post mortem* analysis and predictions. However, the long activation process and the practical capacity demonstrated being far from the theoretical stress the need for a characterization tool enabling *operando* visualization of the changes within the battery. *Operando* mode ATR-IR (attenuated total reflectance infrared) spectroscopy characterization was developed with a Si wafer pouch cell [54]. Reversible reduction of carbonyl bond upon discharge and its reappearance during charge was demonstrated, accompanied by the formation of new $-\text{C}-\text{O}^-$ band during discharge with some other changes in the polymer structure. Small differences between the lithiation and magnesiation processes were observed and further explained by DFT calculations. The lower capacities typically recorded in Mg cells are mostly due to the poor mobility of the large Mg complexes

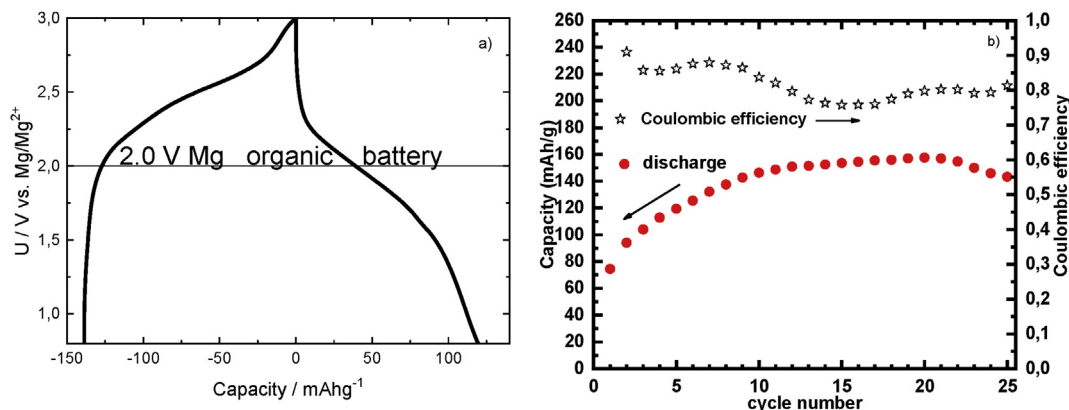


Fig. 4. a) Discharge/charge profile of a PHBQS//Mg battery cell and b) cycling properties at C/5. Figures adapted from Electrochemistry Communications [52].

formed in the electrolytes. Nevertheless, it is still debatable whether two carbonyl groups interact with Mg^{2+} or if each carbonyl group interacts with MgCl^+ formed in the electrolyte. In the latter case the battery capacity will depend on the concentration of MgCl_2 , and on the electrolyte amount used in the cell [55].

2.2. Ca

As for Mg and all multivalent battery concepts the large promise for Ca batteries is in the application of a metal anode. In contrast to Mg, however, electrodeposition of calcium has for long been elusive, as no Ca analogues to Mg based Grignard reagent electrolytes are available [5]. Seminal studies by Aurbach et al. [56] using conventional aprotic organic electrolytes similar to those used for LIBs allowed them to conclude that the electrochemical behaviour of Ca metal anodes is surface-film controlled, as is the case for Li. Nonetheless, the lack of calcium ion permeability of the formed SEI was suggested to be the origin of the apparent impossibility to electrodeposit calcium using these electrolytes. It has, however, recently been demonstrated that Ca electrodeposition is indeed feasible, both from alkyl-carbonate based electrolytes forming an SEI layer, but provided that the operating temperature is moderately raised ($>75^\circ\text{C}$) to favour the cation mobility [57], or by using an electrolyte of CaBH_4 in THF, creating a CaH_2 native SEI layer [58]. These findings for the metal negative electrode opened the quest for the other half of the Ca battery –potential positive electrode (intercalation) materials.

The first attempts to study electrochemical calcium intercalation in prospective positive electrode materials, which showed some electrochemical response, were published in the early 2000's and were limited to either hexacyanoferrates using an aqueous electrolyte [59] or V_2O_5 using $\text{Ca}(\text{ClO}_4)_2$ in acetonitrile as electrolyte [60]. More recently, the former system has been re-investigated [61], using also organic non-aqueous electrolytes [62], which enabled to prove a very reversible electrochemical response and also enhanced capacity derived from water addition [63]. Despite some reports [64,65] indicating minor, if any, modifications of the host structure, the redox mechanism and the possible role of water is not fully elucidated.

As for Mg a major issue in the pursuit of novel positive electrode materials is that the know-how from the LIB field cannot be directly translated to Ca systems; the absence of reliable reference and counter electrodes is a significant bottleneck to overcome. While metal electrodes

are widely used as counter/reference electrodes in so-called half-cell configuration for LIBs, the formation of an SEI impacts their trustworthiness as reference electrodes for in Ca systems [66].

Besides these issues, which are related to the stability of metal and counter/reference electrodes, the possible side reactions related to the presence of water, e.g. proton intercalation as for Mg intercalation in V_2O_5 [67], electrolyte decomposition or current collector corrosion [68], can lead to misleading conclusions/assumptions with respect to calcium intercalation [69]. The use of complementary characterization techniques [70,78] is thus compulsory to clearly assess reactivity. Computational studies are useful tools for screening potential positive electrode materials [71–74], but *in silico* design is not straightforward. Some compounds predicted to enable low migration barriers for Ca^{2+} , such as a hypothetical CaMn_2O_4 spinel, has never been achieved experimentally. In contrast a stable polymorph exhibits very large Ca^{2+} migration barriers, in agreement with the impossibility to extract calcium ions from the structure experimentally [75]. Hitherto some electrochemical reactivity has been unambiguously proven related to calcium extraction for 1D $\text{Ca}_3\text{Co}_2\text{O}_6$ (Fig. 5) [76], but with lack of reversibility. In contrast, reversible intercalation and de-intercalation of calcium has been assessed for TiS_2 , despite slow kinetics and solvent co-intercalation [77].

As for Mg, but with even less total effort put in, the use of a high capacity S positive electrode to balance the Ca metal negative in a Ca-S battery configuration is tempting and has indeed been attempted – but so far without any reversibility [78].

2.3. Al

The seemingly most obvious difference of Al to Mg and Ca would at a first glance be the triple-charged Al^{3+} ion to be transported and active at the electrodes. But this is not really the case. The largest difference is rather that almost all functional Al batteries so far has been using an electrolyte with an *anionic* $[\text{AlCl}_4]^-$ complex to transfer Al, and as this complex has been used for intercalation this has also resulted in low energy densities, corrosion by Cl^- (as for the Mg batteries), and utmost a need for very special intercalation electrodes [79]. Another inherent large difference to both Mg, but in particular to Ca, is the relatively high standard potential of Al (-1.66 V) which most likely means that the cells created will end up being low to medium voltage as the cathode chemistry, and electrolyte stability window, cannot really be expected to be shifted by the same amount.

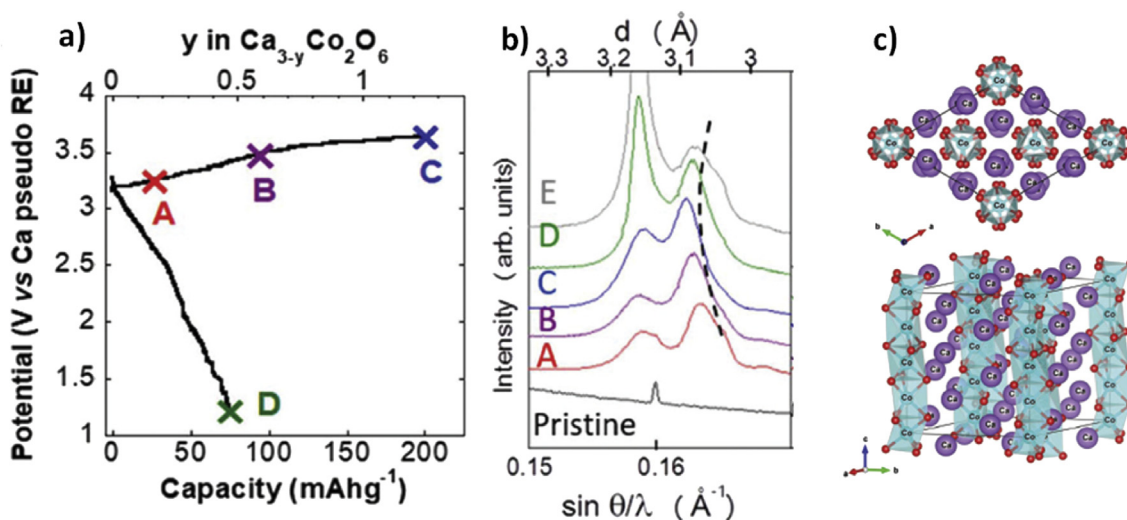


Fig. 5. a) Potential vs. capacity profile from potentiodynamic cycling of $\text{Ca}/\text{Ca}_3\text{Co}_2\text{O}_6$ cells at 100°C and $\text{C}/200$ rate using $0.45\text{ M Ca}(\text{BF}_4)_2$ dissolved in a 1:1 vol mixture of ethylene carbonate (EC) and propylene carbonate (PC) as electrolyte. b) Expanded region of synchrotron XRD showing changes upon oxidation/reduction (E corresponding to a sample fully reduced at 115°C). c) 1D crystal structure of $\text{Ca}_3\text{Co}_2\text{O}_6$ consisting of infinite columns of face-shared CoO_6 octahedra and CoO_6 trigonal prisms forming a hexagonal lattice with Ca^{2+} ions forming chains between the columns. Reproduced with permission from RSC [77].

Rechargeable Al metal based batteries, where the true promise is the fantastic theoretical volumetric capacity, may seem awkward, not the least due to the very stable Al_2O_3 oxide passivating the Al metal. Only a few reviews exist to date [80–82], and true proof-of-concept was presented as recently as in 2011 for an Al/ V_2O_5 cell [83]. An ionic liquid (IL) based electrolyte ($\text{AlCl}_3\text{-EMICl}$) was the key to create the $[\text{AlCl}_4]^-$ complex as hinted at before [84] and could perhaps even be “expected” by the replete use of ILs for Al electrodeposition [85]. In stark contrast no electrochemical activity whatsoever was demonstrated with conventional organic electrolytes. This Al-battery cell reached 20 stable cycles ending at 273 mAh/g, an OCV of 1.8 V, and ca. 240 Wh/kg. Even so, these results have been challenged in later studies, questioning the electrochemical reaction and suggesting corrosion of the stainless steel current collector to rather be the source [86].

Moving from V_2O_5 , which also has issues of fast capacity fading [87], to Chevrel phase Mo_6S_8 as cathode came with a very low cell voltage of ca. 0.4–0.6 V, but the more problematic feature was the trapping of Al^{3+} rendering the capacity to be no more than ca. 80 mAh/g [88].

In fact, research on re-chargeable batteries based on Al is not new, but they have been laden with numerous problems the last 30 years or more. In the article in Nature in 2015 where Lin et al. [79] presented a new Al-battery with considerable better efficiency and remarkably long cycle life (>7000 cycles) this was acknowledged. Despite the benefits presented, this Al-battery was based on a very special graphitic foam and resulted in a specific energy density of ca. 40 Wh/kg and is thus merely on par with Pb-acid and NiMH-batteries, and far from LiBs (or earlier Al-batteries). The overall problem resides in two designs of these batteries; 1) they (as most other Al-batteries) rely on the transport of Al^{3+} as a $[\text{AlCl}_4]^-$ complex, with concomitant issues of migration vs. diffusion, and 2) they intercalate this complex into a host, which obviously needs to be very sparse to accommodate the large complex. Another rather similar study using an Al/graphite system showed extreme performance in terms of cycle life and rate capability; half million cycles and discharge in 10 s. One of the main limitations was, however, consumption of electrolyte during cycling, why between 2 and 6 g of electrolyte ($\text{EMIMCl}:\text{AlCl}_3$) was required for each gram of carbon, and hence the battery is characterized by a very limited energy density [89]. There has recently been other advanced sparse hosts, 1-3D C_3N , launched computationally for intercalation of the chloro-aluminate anion, but focusing on kinetics and voltage rather than capacity [90].

Starting with the problem of the electrolyte some few attempts to create Cl-free and cationic Al^{3+} complexes for more efficient transport in more fluidic systems have been reported [91,92]. Indeed, if the transport of Al^{3+} could be made the same way as for any other cations, in cationic complexes $[\text{M}(\text{L})_n]^{x+}$, where L is a ligand = neutral organic solvent, there is hope for more stability. If then Al^{3+} can be the electroactive species at the cathode as well, an up to 10-fold capacity increase as compared to the state-of-the-art is viable. No such electrolytes are, however, available (yet) - apart from those presented in some basic attempts, but as for the

initial work on Al stripping/plating also these electrolytes, such as the “aluminium solvate IL”, $[\text{Al}(\text{BIm})_6][\text{TFSI}]_3$, a liquid at room-temperature with ion conductivity and some electrochemical activity, was made to function only at elevated temperature (85 °C) [93]. However, these studies have shown that it indeed is possible to create very weakly bound cationic complexes of Al^{3+} , develop electrolytes where the conductivity is decoupled, not limited by the viscosity, and rationally modify AlCl_3 into a variety of charge carriers by smart choices of ligands. The $[\text{Al}(\text{G3})_2][\text{Al}(\text{TfO})_4(\text{OH})_2]\text{-G3}$ structure (Fig. 6) shows very long Al-O distances (2.5–2.7 Å) in the $[\text{Al}(\text{G3})_2]^{3+}$ part (left) and with only ca. 1/3 of the binding energy of the anionic $[\text{Al}(\text{TfO})_4(\text{OH})_2]$ complex (central) [93].

The figure below in turn shows the *N*-methylacetamide (NMA) + Urea + $\text{Al}(\text{Tf})_3$ deep eutectic solvents (DESs) based electrolytes to have an appreciable ion conductivity with the maximum not corresponding to the minimum in viscosity and with a non-linear behaviour. More recently an urea-based electrolyte, but using AlCl_3 as the salt, have been used also by other groups [94].

On the positive side the state-of-the-art for Al-batteries has until now either: *i*) considered standard transition metal oxide materials like V_2O_5 (as shown above) with many problems, including that of a full 3-electron transfer and fundamentally limiting the efficiency and making it more of a worse type of LIB (as there is only a 1-electron transfer), and/or *ii*) been based on intercalating the entire $[\text{AlCl}_4]^-$ complex from the electrolyte – again leading to the very low practical capacities reported.

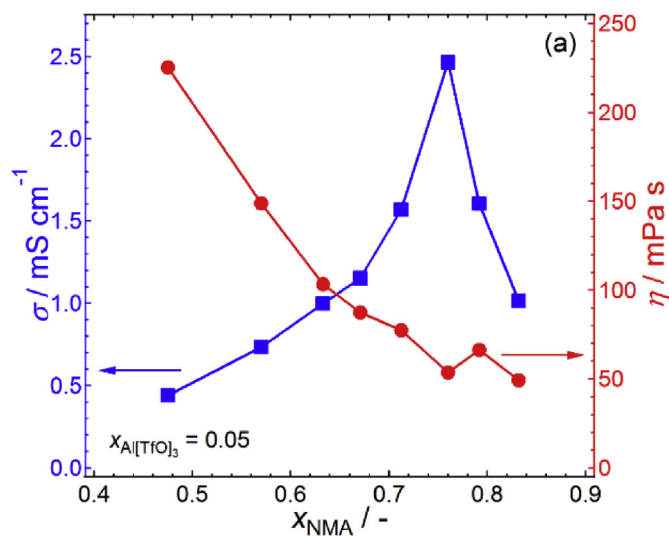


Fig. 7. Variation of ionic conductivity (σ) and viscosity (η) for ternary electrolytes as function of X_{NMA} at 30 °C [93]. Reproduced with permission from RSC.

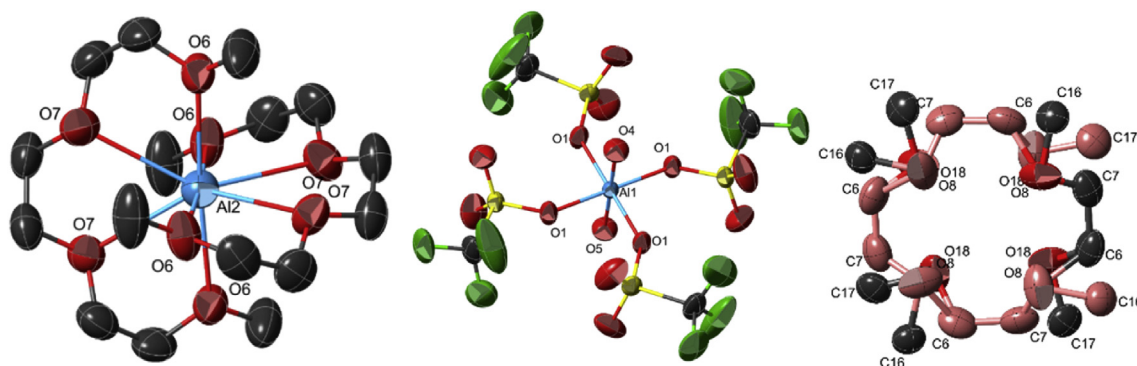


Fig. 6. The cationic (left) and anionic (mid) Al complexes of a homometallic double complex salt flanked by co-crystallized G3 solvent (right) Reproduced with permission from RSC [94].

A more recent research direction for Al battery cathodes has been the use of organic active centers grafted onto polymers, such as those originally developed for Mg-batteries [95], also for Al-batteries. Very recently a proof-of-concept for an Al metal – organic battery was presented delivering 5000 stable cycles and a reversible capacity of 110 mAh/g, a battery wherein the organic part is mixed with graphite flakes [11].

3. Technical bottlenecks

While the development of multivalent cation based technologies would be mostly relevant in terms of energy density if metal anodes are being used [96], the use of Ca, Mg or Al metal implies significant technological challenges. Indeed, in contrast to Li metal that could be commercialized [97], Ca, Mg or Al would require drastic atmosphere control procedures during cell assembly. Any traces of oxygen, water, or any other kind of contaminant which could react at the electrode surface could completely block or at least significantly lower the kinetics of the plating/stripping process. Two possible avenues are foreseen to address this issue: 1) development of some kind of pre-passivation protocols for the metal anode, allowing for easier handling in conventional dry rooms as used for Li-ion battery cell assembly, or 2) use of ultra-high purity chambers for both metal anode preparation and cell assembly, which though most probably would have a significant impact on the overall cost of the cell (in \$/kWh).

Also, due to the difference in terms of material stiffness between Li and Mg or Ca (the Young's modulus of Li is 4.9 GPa and 45 and, respectively, 201 GPa for Mg and Ca) new anode production strategies will be needed. If foils are to be used, evaporation methods for high purity Ca - Mg might have to be implemented and its cost to be taken into account for the overall cell production. In contrast, production of Al foils is currently well mastered, despite the presence of the native aluminium oxide passivation layer possibly being an issue. On the other hand, a significant increase in terms of energy density at the cell level as compared to LIBs would also mean that production cost can be reduced by cutting on the cell packaging cost. One could also assume that the absence of dendrite formation for Mg and Ca could ease the safety requirements and perhaps lower the level of complexity of the battery management system (BMS).

Smooth plating of a metal is well known to be a complex issue from classical electrochemistry. Dendritic electrodeposition results from a diffusion limited process, the deposition potential being significantly shifted negative from the equilibrium potential of the M^{n+}/M couple. Under such conditions, an anisotropic growth is highly favored by the very limited surface diffusion of the adsorbed cations before charge transfer occurs, and the dendrite formation is facilitated by an improved hemispherical diffusion at the tip of the dendrite. Until very recently and unlike Li, Mg was thought not to be plagued by dendrite formation [98]. Indeed, even for plating at relatively high current density (2 mA/cm²) no evidence of irregular, dendritic growth can be observed. Several parameters could explain this difference between Li and Mg systems. Obviously, the absence of an SEI at the surface of Mg electrode is a positive feature improving the mass transport homogeneity towards the electrode. Theoretical investigations of the surface mobility of Li and Mg adatoms were performed and pointed at lower self-diffusion barriers of the Mg adatom than for Li [99].

However, two very recent studies have suggested formation of Mg dendrites. In one case, globular shape deposits were achieved [100], which closely resemble a non-uniform metal deposition, but could hardly be called dendrites. In contrast, the structures observed by Davidson et al. are unambiguously dendritic [8]. Nonetheless, even if Mg dendrites indeed were growing when using a current density of ca. 1 mA/cm², the cell geometry and especially the shape of the Mg working electrode in these cells, presenting very sharp edges where dendrites always start to grow, is far from any real battery design and favours highly inhomogeneous current line distribution. Realistic tests on flat electrodes with reliable current density are thus mandatory in order to evaluate the exact

current density threshold at which Mg dendrite start to grow.

4. Conclusion and perspectives

Looking for the holy grail combination of elements which can deliver cells of high energy density, multivalent ion metal anode based rechargeable battery technologies are clearly a research pathway to follow. At present it exhibits very different degrees of maturity for Mg, Ca and Al, and the bottlenecks and concepts are somewhat different, especially for the latter.

Several steps forward were done recently in the field of novel Mg based electrolytes, cathode materials and cell configurations. With respect to cathodes, both organic materials, and also sulfur (under some specific conditions) have demonstrated cells with long term cyclability being possible. While for the former there is a need to develop non-nucleophilic electrolytes with improved capability of polymer swelling, the Mg-S efforts should be directed towards suppressing the solubility of polysulfides. Inorganic cathodes are mostly chalcogenides, as use of oxides is still prevented by the lack of electrolytes with higher oxidative stability windows. Moreover, the (in)stability of interfaces is not fully yet explored and there are many open technological questions; anode composition, electrolyte additives, current collectors, separators, additives, cell casing, etc. Parallel efforts on several concepts in that direction by different groups should enable assessing conditions for practical viability and commercialization.

For Ca batteries, despite reversible plating/stripping being demonstrated with two different concepts, improvements are highly necessary for kinetics/efficiency and/or widening the electrochemical stability window of the electrolyte. On top of that, the road towards the development of a positive electrode material operating at high potential and enabling decent capacities with fast kinetics is clearly very long and winding. For the moment only inorganic materials have been considered, with organic materials and sulfur remaining interesting pathways to follow. Moreover, we can reasonably expect that efforts targeting electrolyte optimization may also result in performance benefits on the cathode side. Overall, a deeper understanding of the nature of cation complexes formed in the electrolyte, its transport properties and the interfacial processes such as adsorption, (de-)solvation, etc. will be key for further developments.

For Al batteries there are in principle two main (very) large obstacles to overcome. One is to develop functional electrolytes free from Cl⁻ and capable of fast cationic Al³⁺ transport, as this would render Al batteries both more performant and more stable including solving the corrosion problems, the latter today affect the reliability of tests made, but will in the future cause problems for encapsulation. The second is that there are no cathodes capable of either efficiently coordinating or even accommodating the 3 e⁻/Al³⁺ in the framework, and this means to target different hosts and host-guest interactions than those employed at present. Here the path of organic cathodes seem to be the more promising with the large amount of flexibility in design.

Both these development must of course also be made without losing the Al plating/stripping capacity at the very advantageous Al metal anode.

While the global evolution prospects are relatively uncertain, it is clear that fundamental research is compulsory to assess viabilities for each of the concepts treated above and, if viable, realize the potential to transform them into reliable commercial products. Strategic materials design and selection are expected to play major roles in that respect and hence research should not only be done within academia, but also include industrial R&D departments with specific focus on accelerating progress through development of effective synergies.

Acknowledgements

AP and MRP acknowledge funding from Ministry of Science, Innovation and Universities through grant MAT2017-86616-R and support

from the “Severo Ochoa” Programme for Centres of Excellence in R&D (SEV- 2015-0496). Funding from the European Union's Horizon 2020 research and innovation programme H2020 FETOPEN-1-2016-2017 (CARBAT, grant agreement no. 766617) and European Research Council (ERC-2016-STG, CAMBAT grant agreement no. 715087) is acknowledged. PJ and NL gratefully acknowledge both Chalmers Battery Initiative, part of the profile Materials for Energy Applications jointly managed by the Areas of Advance Materials Science and Energy at Chalmers University of Technology, the grant from the Swedish Energy Agency: Novel Al-battery technology for sustainable energy storage (#43525-1), and the financial support from the Swedish Energy Agency through “Batterifondsprogrammet”: project Next Generation Batteries (#37671-1) The continuous support for battery-related research to PJ from several Areas of Advance at Chalmers University of Technology (Materials Science, Energy, and Transport) is also gratefully acknowledged. RD and JB acknowledge financial support from the Slovenian Research Agency (research project J2-8167, research core funding P2-0393) and Honda R&D Europe (Germany). The stimulating discussions within the ALISTORE-ERI network are also highly appreciated.

References

- J.B. Goodenough, Energy storage materials: a perspective, *Energy Storage Mater.* 1 (2015) 158–161. <https://doi.org/10.1016/j.ensm.2015.07.001>.
- P.A. Nelson, K.G. Gallagher, I. Bloom, D.W. Dees, Modeling the Performance and Cost of Lithium-Ion Batteries for Electric Vehicles Chemical Sciences and Engineering Division, Argonne National Laboratory, Argonne, IL USA, 2011. ANL-11/32, www.ipd.anl.gov/anlpubs/2011/10/71302.pdf.
- E.A. Olivetti, G. Ceder, G.G. Gaustad, X. Fu, Lithium-ion battery supply chain considerations: analysis of potential bottlenecks in critical materials, *Joule* 1 (2017) 229–243. <https://doi.org/10.1016/j.joule.2017.08.019>.
- P. Johansson, P. Rozier, M.R. Palacin, Na-ion batteries chapter number 4 in “prospects for Li-ion batteries and emerging energy electrochemical systems”, in: L. Croguennec, L. Monconduit Laure (Eds.), *Series on Chemistry, Energy and the Environment Book 4 World Scientific Europe*, 2018, pp. 161–235. ISBN-10: 981322813X, ISBN-13: 978-9813228139.
- J. Muldoon, C.B. Bucur, T. Gregory, Quest for nonaqueous multivalent secondary batteries: magnesium and beyond, *Chem. Rev.* 114 (2014) 11683–11720. <https://doi.org/10.1021/cr500049y>.
- P. Canepa, G. Sai Gautam, D.C. Hannah, R. Malik, M. Liu, K.G. Gallagher, K.A. Persson, G. Ceder, Odyssey of multivalent cathode materials: open questions and future challenges, *Chem. Rev.* 117 (2017) 4287–4341. <https://doi.org/10.1021/acs.chemrev.6b00614>.
- J.B. Goodenough, K.S. Park, The Li-ion rechargeable battery: a perspective, *J. Am. Chem. Soc.* 135 (2013) 1167. <https://doi.org/10.1021/ja3091438>.
- R. Davidson, A. Verma, D. Santos, F. Hao, D. Fincher, S. Xiang, J. Van Buskirk, K. Xie, M. Pharr, P.P. Mukherjee, S. Banerjee, formation of magnesium dendrites during electrodeposition, *ACS Energy Lett.* 4 (2019) 375–376. <https://doi.org/10.1021/acsenergylett.8b02470>.
- D. Aurbach, R. Berthelot, A. Ponrouch, M. Salama, Shterenberg, Battery systems based on multivalent metals and metal ions chapter number 5 in “prospects for Li-ion batteries and emerging energy electrochemical systems”, in: L. Croguennec, L. Monconduit Laure (Eds.), *Series on Chemistry, Energy and the Environment Book 4 World Scientific Europe*, 2018, pp. 237–318. ISBN-10: 981322813X, ISBN-13: 978-9813228139.
- H.S. Kim, T.S. Arthur, G.D. Allred, J. Zajicek, J.G. Newman, A.E. Rodnyansky, A.G. Oliver, W.C. Boggess, J. Muldoon, Structure and compatibility of a magnesium electrolyte with a sulphur cathode, *Nat. Commun.* 2 (2011) 427. <https://doi.org/10.1038/ncomms1435>.
- Dong Jun Kim, Dong-Joo Yoo, Michael T. Otley, Aleksandrs Prokofjevs, Cristian Pezzato, Magdalena Owczarek, Seung Jong Lee, Jang Wook Choi, J.Fraser Stoddart, Rechargeable aluminium organic batteries, *Nat. Energy* 4 (2019) 51–59. <https://doi.org/10.1038/s41560-018-0291-0>.
- J.G. Connell, B. Genorio, P.P. Lopes, D. Strmcnik, V.R. Stamenkovic, N.M. Markovic, Tuning the reversibility of Mg anodes via controlled surface passivation by H₂O/Cl in organic electrolytes, *Chem. Mater.* 28 (2016) 8268–8277. <https://doi.org/10.1021/acs.chemmater.6b03227>.
- S. He, J. Luo, T.L. Liu, MgCl₂/AlCl₃ electrolytes for reversible Mg deposition/stripping: electrochemical conditioning or not? *J. Mater. Chem. A* 5 (2017) 12718–12722. <https://doi.org/10.1039/C7TA01769C>.
- D. Lv, T. Xu, P. Saha, M.K. Datta, M.L. Gordin, A. Manivannaan, P.N. Kumta, D. Wang, A scientific study of current collectors for Mg batteries in Mg(AlCl₂EtBu)₂/THF electrolyte, *J. Electrochem. Soc.* 160 (2012) A351–A355. <https://doi.org/10.1149/2.085302jes>.
- C. Wall, Z. Zhao-Karger, M. Fichtner, Corrosion resistance of current collector materials in bisamide based electrolyte for magnesium batteries, *ECS Electrochem. Lett.* 4 (2014) C8–C10. <https://doi.org/10.1149/2.0111501eel>.
- L.W. Gaddum, H.E. French, The electrolysis of grignard solutions, *J. Am. Chem. Soc.* 49 (1927) 1295–1299. <https://doi.org/10.1021/ja01404a020>.
- T.D. Gregory, R.J. Hoffman, R.C. Winterton, Nonaqueous Electrochemistry of magnesium: applications to energy storage, *J. Electrochem. Soc.* 137 (1990) 775–780. <https://doi.org/10.1149/1.2086553>.
- D. Aurbach, Z. Lu, A. Schechter, Y. Gofer, H. Gizbar, R. Turgeman, Y. Cohen, M. Moshkovich, E. Levi, Prototype systems for rechargeable magnesium batteries, *Nature* 407 (2000) 724–727. <https://doi.org/10.1038/35037553>.
- R.E. Doe, R. Han, J. Hwang, A.J. Gmitter, I. Shterenberg, H.D. Yoo, N. Pour, D. Aurbach, Novel, electrolyte solutions comprising fully inorganic salts with high anodic stability for rechargeable magnesium batteries, *Chem. Commun.* 50 (2014) 243–245. <https://doi.org/10.1039/C3CC47896C>.
- Z. Zhao-Karger, X. Zhao, O. Fuhr, M. Fichtner, Bisamide based non-nucleophilic electrolytes for rechargeable magnesium batteries, *RSC Adv.* 3 (2013) 16330. <https://doi.org/10.1039/C3RA43206H>.
- C. Liao, N. Sa, B. Key, A.K. Burrell, L. Cheng, L.A. Curtiss, J.T. Vaughney, J.J. Woo, L. Hu, B. Pan, Z. Zhang, The unexpected discovery of the Mg(HMDS)₂/MgCl₂ complex as a magnesium electrolyte for rechargeable magnesium batteries, *J. Mater. Chem. A* 3 (2015) 6082–6087. <https://doi.org/10.1039/C5TA00118H>.
- S. He, J. Luo, T.L. Liu, MgCl₂/AlCl₃ electrolytes for reversible Mg deposition/stripping: electrochemical conditioning or not? *J. Mater. Chem. A* 5 (2017) 12718–12722. <https://doi.org/10.1039/C7TA01769C>.
- R. Attias, M. Salama, B. Hirsch, Y. Goffer, D. Aurbach, Anode-electrolyte interfaces in secondary magnesium batteries, *Joule* 3 (2019) 27–52. <https://doi.org/10.1016/j.joule.2018.10.028>.
- O. Tutusaus, R. Mohtadi, T.S. Arthur, F. Mizuno, E.G. Nelson, Y.V. Sevryugina, An efficient Halogen-free electrolyte for use in rechargeable magnesium batteries, *Angew. Chem. Int. Ed.* 54 (2015) 7900–7904. <https://doi.org/10.1002/anie.201412202>.
- Z. Zhao-Karger, M.E. Gil Bardaji, O. Fuhr, M. Fichtner, A new class of non-corrosive, highly efficient electrolytes for rechargeable magnesium batteries, *J. Mater. Chem. A* 5 (2017) 10815–10820. <https://doi.org/10.1039/C7TA02237A>.
- Y. Wang, W.D. Richards, S.P. Ong, L.J. Miara, J.C. Kim, Y. Mo, G. Ceder, Design principles for solid-state lithium superionic conductors, *Nat. Mater.* 14 (2015) 1026–1031. <https://doi.org/10.1038/nmat4369>.
- X. Sun, P. Bonnick, V. Duffort, M. Liu, G. Ceder, L.F. Nazar, A high capacity thiospinel cathode for Mg batteries, *Energy Environ. Sci.* 9 (2016) 2273–2277. <https://doi.org/10.1039/C6EE00724D>.
- X. Sun, P. Bonnick, L.F. Nazar, Layered TiS₂ positive electrode for Mg batteries, *ACS Energy Lett.* 1 (2016) 297–301. <https://doi.org/10.1021/acsenergylett.6b00145>.
- H.D. Yoo, Y. Liang, H. Dong, J. Lin, H. Wang, Y. Liu, L. Ma, T. Wu, Y. Li, Q. Ru, Y. Jing, Q. An, W. Zhou, J. Guo, J. Lu, S.T. Pantelides, X. Qian, Y. Yao, Fast kinetics of magnesium monochloride cations in interlayer-expanded titanium disulfide for magnesium rechargeable batteries, *Nat. Commun.* 8 (2017) 339. <https://doi.org/10.1038/s41467-017-00431-9>.
- X.L. Li, Y.D. Li, MoS₂ nanostructures: synthesis and electrochemical Mg²⁺ intercalation, *J. Phys. Chem. B* 108 (2004) 13893–13900. <https://doi.org/10.1021/jp0367575>.
- Y. Liang, H.D. Yoo, Y. Li, J. Shuai, H.A. Calderon, F.C. Robles Hernandez, L.C. Grabow, Y. Yao, Interlayer-expanded molybdenum disulfide nanocomposites for electrochemical magnesium storage, *Nano Lett.* 15 (2015) 2194–2202. <https://doi.org/10.1021/acs.nanolett.5b00388>.
- Y. Liang, R. Feng, S. Yang, H. Ma, J. Liang, J. Chen, Rechargeable Mg batteries with graphene-like MoS₂ cathode and ultrasmall Mg nanoparticle anode, *Adv. Mater.* 23 (2011) 640–643. <https://doi.org/10.1002/adma.201003560>.
- Y. Gu, Y. Katsura, T. Yoshino, H. Takagi, K. Taniguchi, Rechargeable magnesium-ion battery based on a TiSe₂-cathode with D-P orbital hybridized electronic structure, *Sci. Rep.* 5 (2015) 12486. <https://doi.org/10.1038/srep12486>.
- B. Liu, T. Luo, G. Mu, X. Wang, D. Chen, G. Shen, Rechargeable Mg-ion batteries based on WSe₂ nanowire cathodes, *ACS Nano* 7 (2013) 8051–8058. <https://doi.org/10.1021/nn4032454>.
- Z. Rong, R. Malik, P. Canepa, G. Sai Gautam, M. Liu, A. Jain, K. Persson, G. Ceder, Materials design rules for multivalent ion mobility in intercalation structures, *Chem. Mater.* 27 (2015) 6016–6021. <https://doi.org/10.1021/acs.chemmater.5b02342>.
- G. Sai Gautam, P. Canepa, A. Abdellahi, A. Urban, R. Malik, G. Ceder, The intercalation phase diagram of Mg in V₂O₅ from first-principles, *Chem. Mater.* 27 (2015) 3733–3742. <https://doi.org/10.1021/acs.chemmater.5b00957>.
- C. Ling, R. Zhang, T.S. Arthur, F. Mizuno, How general is the conversion reaction in Mg battery cathode: a case study of the magnesiation of α-MnO₂, *Chem. Mater.* 27 (2015) 5799–5807. <https://doi.org/10.1021/acs.chemmater.5b02488>.
- M.E. Spahr, P. Novák, O. Haas, R. Nesper, Electrochemical intercalation of lithium, sodium, and magnesium in molybdenum(VI) oxide, *J. Power Sources* 54 (1995) 346–351. [https://doi.org/10.1016/0378-7753\(94\)02099-0](https://doi.org/10.1016/0378-7753(94)02099-0).
- G. Gershinsky, H.D. Yoo, Y. Gofer, D. Aurbach, Electrochemical and spectroscopic analysis of Mg²⁺ intercalation into thin film electrodes of layered oxides: V₂O₅ and MoO₃, *Langmuir* 29 (2013) 10964–10972. <https://doi.org/10.1021/la402391f>.
- W. Kaveevitvachai, A.J. Jacobson, High capacity rechargeable magnesium-ion batteries based on a microporous molybdenum-vanadium oxide cathode, *Chem. Mater.* 28 (2016) 4593–4601. <https://doi.org/10.1021/acs.chemmater.6b01245>.
- K.W. Nam, S. Kim, S. Lee, M. Salama, I. Shterenberg, Y. Gofer, J. Kim, E. Yang, C.S. Park, J. Kim, S. Lee, W. Chang, S. Doo, Y.N. Jo, Y. Jung, D. Aurbach, J.W. Choi, The high performance of crystal water containing manganese birnessite cathodes for magnesium batteries, *Nano Lett.* 15 (2015) 4071–4079. <https://doi.org/10.1021/acs.nanolett.5b01109>.

- [42] X. Sun, V. Du, B.L. Mehdi, N.D. Browning, L.F. Nazar, Investigation of the mechanism of Mg insertion in birnessite in nonaqueous and aqueous rechargeable Mg-ion batteries, *Chem. Mater.* 28 (2016) 534–542, <https://doi.org/10.1021/acs.chemmater.5b03983>.
- [43] X. Yu, A. Manthiram, Performance enhancement and mechanistic studies of magnesium-sulfur cells with an advanced cathode structure, *ACS Energy Lett.* 1 (2016) 431–437, <https://doi.org/10.1021/acseenergylett.6b00213>.
- [44] A. Robba, A. Vizintin, J. Bitenc, G. Mali, I. Arçon, M. Kavčič, M. Žitnik, K. Bučar, G. Aquilanti, C. Martineau-Corcos, A. Randon-Vitanova, R. Dominko, Mechanistic study of magnesium-sulfur batteries, *Chem. Mater.* 29 (2017) 9555–9564, <https://doi.org/10.1021/acs.chemmater.7b03956>.
- [45] A. Du, Z. Zhang, H. Qu, Z. Cui, L. Qiao, L. Wang, J. Chai, T. Lu, S. Dong, T. Dong, H. Xu, X. Zhou, G. Cui, An efficient organic magnesium borate based electrolyte with non-nucleophilic characteristic for magnesium sulfur battery, *Energy Environ. Sci.* 10 (2017) 2616–2625, <https://doi.org/10.1039/C7EE02304A>.
- [46] Z. Zhang, Z. Cui, L. Qiao, J. Guan, H. Xu, X. Wang, P. Hu, H. Du, S. Li, X. Zhou, S. Dong, Z. Liu, G. Cui, L. Chen, Novel design concepts of efficient Mg-ion electrolytes toward high-performance magnesium-selenium and magnesium-sulfur batteries, *Adv. Energy Mater.* 7 (2017), 16020C, <https://doi.org/10.1002/aenm.201602055>.
- [47] H. Sano, H. Senoh, M. Yao, H. Sakaebe, T. Kiyobayashi, Mg²⁺ storage in organic positive-electrode active material based on 2,5-dimethoxy-1,4-benzoquinone, *Chem. Lett.* 41 (2012) 1594–1596, <https://doi.org/10.1246/cl.2012.1594>.
- [48] Z. Song, H. Zhan, Y. Zhou, Anthraquinone based polymer as high performance cathode material for rechargeable lithium batteries, *Chem. Commun.* (2009) 448–450, <https://doi.org/10.1039/B814515F>.
- [49] J. Bitenc, K. Pirnat, T. Bančić, M. Gabersček, B. Genorio, A. Randon-Vitanova, R. Dominko, Anthraquinone-based polymer as cathode in rechargeable magnesium batteries, *ChemSusChem* 8 (2015) 4128–4132, <https://doi.org/10.1002/cssc.201500910>.
- [50] J. Bitenc, K. Pirnat, G. Mali, B. Novosel, A. Randon Vitanova, R. Dominko, Poly(hydroquinonyl-Benzoquinonyl sulfide) as an active material in Mg and Li organic batteries, *Electrochem. Commun.* 69 (2016) 1–5, <https://doi.org/10.1016/j.elecom.2016.05.009>.
- [51] B. Pan, J. Huang, Z. Feng, L. Zeng, M. He, L. Zhang, J.T. Vaughey, M.J. Bedzyk, P. Fenter, Z. Zhang, A.K. Burrell, C. Liao, Polyanthraquinone-based organic cathode for high-performance rechargeable magnesium-ion batteries, *Adv. Energy Mater.* 6 (2016) 1600140, <https://doi.org/10.1002/aenm.201600140>.
- [52] T. Bančić, J. Bitenc, K. Pirnat, A. Kopač Lautar, J. Grdadolnik, A. Randon Vitanova, R. Dominko, Electrochemical performance and redox mechanism of naphthalene-hydrazine diimide polymer as a cathode in magnesium battery, *J. Power Sources* 395 (2018) 25–30, <https://doi.org/10.1016/j.jpowsour.2018.05.051>.
- [53] A. Vizintin, J. Bitenc, A. Kopač Lautar, K. Pirnat, J. Grdadolnik, J. Stare, A. Randon-Vitanova, R. Dominko, Probing electrochemical reactions in organic cathode materials via in operando infrared spectroscopy, *Nat. Commun.* 9 (2018) 661, <https://doi.org/10.1038/s41467-018-03114-1>.
- [54] H. Dong, Y. Liang, H. Dong, Y. Liang, O. Tutusaus, R. Mohtadi, Y. Zhang, F. Hao, Y. Yao, Directing Mg-storage chemistry in organic polymers toward high-energy Mg batteries directing Mg-storage chemistry in organic polymers toward high-energy Mg batteries, *Joule* (2019) 1–12, <https://doi.org/10.1016/j.joule.2018.11.022>.
- [55] D. Aurbach, R. Skaletsky, Y. Gofer, The electrochemical behavior of calcium electrodes in a few organic electrolytes, *J. Electrochem. Soc.* 138 (1991) 3536, <https://doi.org/10.1149/1.2085455>.
- [56] A. Ponrouch, C. Frontera, F. Barde, M.R. Palacin, Towards a calcium-based rechargeable battery, *Nat. Mater.* 15 (2016) 169–173, <https://doi.org/10.1038/nmat4462>.
- [57] D. Wang, X. Gao, Y. Chen, L. Jin, D. Kuss, P.G. Bruce, Plating and stripping calcium in an organic electrolyte, *Nat. Mater.* 17 (2018) 16–20, <https://doi.org/10.1038/nmat5036>.
- [58] S.M. Chen, Preparation, characterization, and electrocatalytic oxidation properties of iron, cobalt, nickel, and indium hexacyanoferrate, *J. Electroanal. Chem.* 521 (2002) 29–52, [https://doi.org/10.1016/S0022-0728\(02\)00677-0](https://doi.org/10.1016/S0022-0728(02)00677-0).
- [59] M. Hayashi, H. Arai, H. Ohtsuka, Y. Sakurai, Electrochemical insertion/extraction of calcium ions using crystalline vanadium oxide, *Electrochem. Solid State Lett.* 7 (2004) A119–A121, <https://doi.org/10.1149/1.1675951>.
- [60] R.Y. Wang, C.D. Wessells, R.A. Huggins, Y. Cui, Highly reversible open framework nanoscale electrodes for divalent ion batteries, *Nano Lett.* 13 (2013) 5748–5752, <https://doi.org/10.1021/nl403669a>.
- [61] T. Shiga, H. Kondo, Y. Kato, M. Inoue, Insertion of calcium ion into prussian blue analogue in nonaqueous solutions and its application to a rechargeable battery with dual carriers, *J. Phys. Chem. C* 119 (2015) 27946–27953, <https://doi.org/10.1021/acs.jpcc.5b10245>.
- [62] P. Padigi, G. Goncher, D. Evans, R. Solanki, Potassium barium hexacyanoferrate – a potential cathode material for rechargeable calcium ion batteries, *J. Power Sources* 273 (2015) 460–464, <https://doi.org/10.1016/j.jpowsour.2014.09.101>.
- [63] T. Tojo, Y. Sugiura, R. Inada, Y. Sakurai, Reversible calcium ion batteries using a dehydrated prussian blue analogue cathode, *Electrochim. Acta* 207 (2016) 22–27, <https://doi.org/10.1016/j.electacta.2016.04.159>.
- [64] A.L. Lipson, S.D. Han, S. Kim, B. Pan, N. Sa, C. Liao, T.T. Fister, A.K. Burrell, J.T. Vaughey, B.I. Ingram, Nickel hexacyanoferrate, a versatile intercalation host for divalent ions from nonaqueous electrolytes, *J. Power Sources* 325 (2016) 646–652, <https://doi.org/10.1016/j.jpowsour.2016.06.019>.
- [65] D. Tchitcheikova, D. Monti, P. Johansson, F. Bardé, A. Randon-Vitanova, M.R. Palacin, A. Ponrouch, On the reliability of half-cell tests for monovalent (Li⁺, Na⁺) and divalent (Mg²⁺, Ca²⁺) cation based batteries, *J. Electrochem. Soc.* 164 (2017) A1384–A1392, <https://doi.org/10.1149/2.0411707jes>.
- [66] N. Sa, H. Wang, D.L. Proffitt, A.L. Lipson, B. Key, M. Liu, Z. Feng, T.T. Fister, Y. Ren, C.J. Sun, J.T. Vaughey, P.A. Fenter, K.A. Persson, A.K. Burrell, Is alpha-V₂O₅ a cathode material for Mg insertion batteries? *J. Power Sources* 323 (2016) 44–50, <https://doi.org/10.1016/j.jpowsour.2016.05.028>.
- [67] A.L. Lipson, D.L. Proffitt, B. Ban, T.T. Fister, C. Liao, A.K. Burrell, J.T. Vaughey, B.J. Ingram, Current collector corrosion in Ca-ion batteries, *J. Electrochem. Soc.* 162 (2015) A1574–A1578, <https://doi.org/10.1149/2.0811508jes>.
- [68] R. Verrelli, A.P. Black, C. Pattanathummasid, D. Tchitcheikova, A. Ponrouch, J. Oró-Solé, C. Frontera, F. Bardé, P. Rozier, M.R. Palacin, On the strange case of divalent ions intercalation in V₂O₅, 407, 2018, pp. 162–172, <https://doi.org/10.1016/j.jpowsour.2018.08.024>.
- [69] D.L. Proffitt, T.T. Fister, S. Kim, B. Pan, C. Liao, J.T. Vaughey, Utilization of Ca K-edge X-ray absorption near edge structure to identify intercalation in potential multivalent battery materials, *J. Electrochem. Soc.* 163 (2016) A2508–A2514, <https://doi.org/10.1149/2.0121613jes>.
- [70] Z. Rong, R. Malik, P. Canepa, G.S. Gautam, M. Liu, A. Jain, K. Persson, G. Ceder, Materials design rules for multivalent ion mobility in intercalation structures, *Chem. Mater.* 27 (2015) 6016–6021, <https://doi.org/10.1021/acs.chemmater.5b02342>.
- [71] M. Liu, Z. Rong, R. Malik, P. Canepa, A. Jain, G. Ceder, K. Persson, Spinell compounds as multivalent battery cathodes: a systematic evaluation based on ab initio calculations, *Energy Environ. Sci.* 8 (2015) 964–974, <https://doi.org/10.1039/C4EE03389B>.
- [72] M.E. Arroyo-de Dompablo, C. Krich, J. Nava-Avenidaño, M.R. Palacin, F. Bardé, In quest of cathode materials for Ca ion batteries: the CaMO₃ perovskites (M = Mo, Cr, Mn, Fe, Co, and Ni), *Phys. Chem. Chem. Phys.* 18 (2016) 19966–19972, <https://doi.org/10.1039/C6CP03381D>.
- [73] M. Smet, S. Hossain, Z. Wang, V.A. Timoshevskii, K.H. Bevan, K. Zaghib, Theoretical investigation of Chevrel phase materials for cathodes accommodating Ca²⁺ ions, *J. Power Sources* 306 (2016) 431–436, <https://doi.org/10.1016/j.jpowsour.2015.12.009>.
- [74] M.E. Arroyo-de Dompablo, C. Krich, J. Nava-Avenidaño, N. Biskup, M.R. Palacin, F. Bardé, A joint computational and experimental evaluation of CaMn₂O₄ polymorphs as cathode materials for Ca ion batteries, *Chem. Mater.* 28 (2016) 6886–6893, <https://doi.org/10.1021/acs.chemmater.6b02146>.
- [75] D. Tchitcheikova, C. Frontera, A. Ponrouch, C. Krich, F. Barde, M.R. Palacin, Electrochemical calcium extraction from 1D-Ca₃Co₂O₆, *Dalton Trans.* 47 (2018) 11298–11302, <https://doi.org/10.1039/C8DT01754A>.
- [76] D. Tchitcheikova, A. Ponrouch, R. Verrelli, T. Broux, C. Frontera, A. Sorrentino, F. Barde, N. Biskup, M.E. Arroyo-de Dompablo, M.R. Palacin, On the electrochemical intercalation of calcium and magnesium in TiS₂: fundamental studies related to multivalent battery applications, *Chem. Mater.* 30 (2018) 847–856, <https://doi.org/10.1021/acs.chemmater.7b04406>.
- [77] K.A. See, J.A. Gerbec, Y.S. Jun, F. Wudl, G.D. Stucky, R. Seshadri, A high capacity calcium primary cell based on the Ca-S system, *Adv. Energy Mater.* 3 (2013) 1056–1061, <https://doi.org/10.1002/aenm.201300160>.
- [78] M.C. Lin, M. Gong, B. Lu, Y. Wu, D.Y. Wang, M. Guan, M. Angell, C. Chen, J. Yang, B.J. Hwang, H. Dai, An ultrafast rechargeable aluminum-ion battery, *Nature* 520 (2015) 324, <https://doi.org/10.1038/nature14340>.
- [79] G.A. Elia, et al., An overview and future perspectives of aluminum batteries, *Adv. Mater.* 28 (2016) 7564–7579, <https://doi.org/10.1002/adma.201601357>.
- [80] T. Schoetz, C. Ponce de Leon, M. Ueda, A. Bund, State of the art of rechargeable aluminum batteries in non-aqueous systems, *J. Electrochem. Soc.* 164 (2017) A3499–A3502, <https://doi.org/10.1149/2.0311714jes>.
- [81] S.K. Das, S. Mahapatra, H. Lahan, Aluminium-ion batteries: developments and challenges, *J. Mater. Chem. A* 5 (2017) 6347–6367, <https://doi.org/10.1039/C7TA00228A>.
- [82] N. Jayaprakash, S.K. Das, L.A. Archer, The rechargeable aluminum-ion battery, *Chem. Commun.* 47 (2011) 12610–12612, <https://doi.org/10.1039/C1CC15779E>.
- [83] M.P. Paranthaman, G.M. Brown, X. Sun, J. Nanda, A. Manthiram, A. Marivanna, in: *A High Energy Density Secondary Aluminum Ion battery*, Abstract #314 218th ECS Meeting, 2010.
- [84] T. Jiang, M.J. Chollier Brym, G. Dubé, A. Lasia, G.M. Brisard, Electrodeposition of aluminum from ionic liquids: Part II - studies on the electrodeposition of aluminum from aluminum chloride (AlCl₃) - trimethylphenylammonium chloride (TMPAC) ionic liquids, *Surf. Coating Technol.* 201 (2006) 10–18, <https://doi.org/10.1016/j.surfcoat.2005.12.024>.
- [85] L.D. Reed, E. Menke, The roles of V₂O₅ and stainless steel in rechargeable Al-ion batteries, *J. Electrochem. Soc.* 160 (2013) A915–A917, <https://doi.org/10.1149/2.114306jes>.
- [86] M. Chiku, H. Takeda, S. Matsumura, E. Higuchi, H. Inoue, Amorphous Vanadium Oxide/Carbon Composite Positive Electrode for Rechargeable Aluminum Battery et al, *ACS Appl. Mater. Interfaces* 7 (2015) 24385–24389, <https://doi.org/10.1021/acsami.5b06420>.
- [87] L. Geng, G. Lv, X. Xing, J. Guo, Reversible electrochemical intercalation of aluminum in Mo₆S₈, *Chem. Mater.* 27 (2015) 4926–4929.
- [88] G.A. Elia, N.A. Kyeremateng, K. Marquardt, R. Hahn, An aluminum/graphite battery with ultra-high rate capability, *Batter. Supercaps* 2 (2019) 83–90, <https://doi.org/10.1002/batt.201800114>.
- [89] P. Bhauriyal, P. Garg, M. Patel, B. Pathak, Electron-rich graphite-like electrode: stability vs. voltage for Al batteries, *J. Mater. Chem. A* 6 (2018) 10776–10786, <https://doi.org/10.1039/C8TA01820K>.
- [90] T. Mandai, P. Johansson, Haloaluminum-free cationic aluminum complexes: structural characterization and physicochemical properties, *J. Phys. Chem. C* 120 (2016) 21285–21292, <https://doi.org/10.1021/acs.jpcc.6b07235>.

- [92] T. Mandai, P. Johansson, Al conductive haloaluminate-free non-aqueous room-temperature electrolytes, *J. Mater. Chem. A* 3 (2015) 12230–12239, <https://doi.org/10.1039/C5TA01760B>.
- [93] T. Mandai, H. Masu, P. Johansson, Extraordinary aluminum coordination in novel homometallic double complex salt, *Dalton Trans.* 44 (2015) 11259–11263, <https://doi.org/10.1039/C5DT01220A>.
- [94] M. Angell, C.J. Pan, Y. Rong, C. Yuan, M.C. Lin, B.J. Hwang, H. Dai, High Coulombic efficiency aluminum-ion battery using an AlCl₃-urea ionic liquid analog electrolyte, *Proc. Natl. Acad. Sci. Unit. States Am.* 114 (2017) 834–839, <https://doi.org/10.1073/pnas.1619795114>.
- [95] J. Bitenc, K. Pirnat, T. Bancic, M. Gaberscek, B. Genorio, A. Randon-Vitanova, R. Dominko, Anthraquinone-based polymer as cathode in rechargeable magnesium, *Batteries ChemSusChem* 8 (2015) 4128–4132, <https://doi.org/10.1002/cssc.201500910>.
- [96] D. Monti, A. Ponrouch, R. Barros, F. Barde, P. Johansson, M.R. Palacín, Multivalent batteries - prospects for high energy density: Ca batteries, *Front. Chem.* (2019), <https://doi.org/10.3389/fchem.2019.00079>.
- [97] P. Baudry, S. Lascaud, H. Majastre, D. Bloch, Lithium polymer battery development for electric vehicle application, *J. Power Sources* 68 (1997) 432–435, [https://doi.org/10.1016/S0378-7753\(97\)02646-3](https://doi.org/10.1016/S0378-7753(97)02646-3).
- [98] M. Matsui, Study on electrochemically deposited Mg metal, *J. Power Sources* 196 (2011) 7048–7055, <https://doi.org/10.1016/j.jpowsour.2010.11.141>.
- [99] M. Jäckle, K. Helmbrecht, M. Smits, D. Stottmeister, A. Groß, Self-diffusion barriers: possible descriptors for dendrite growth in batteries? *Energy Environ. Sci.* 11 (2018) 3400, <https://doi.org/10.1039/C8EE01448E>.
- [100] M.S. Ding, T. Diemant, R.J. Behm, S. Passerini, G.A. Giffin, Dendrite growth in Mg metal cells containing Mg(TFSI)₂/Glyme electrolytes, *J. Electrochem. Soc.* 165 (2018) 1983–1990, <https://doi.org/10.1149/2.1471809jes>.