



GUIMARÃES
IABSE SYMPOSIUM 2019

**TOWARDS A RESILIENT BUILT ENVIRONMENT
RISK AND ASSET MANAGEMENT**



THE RISCONA SYSTEM: CONSTRUCTABILITY APPRAISAL THROUGH THE IDENTIFICATION AND ASSESSMENT OF TECHNICAL PROJECT RISKS SOURCES

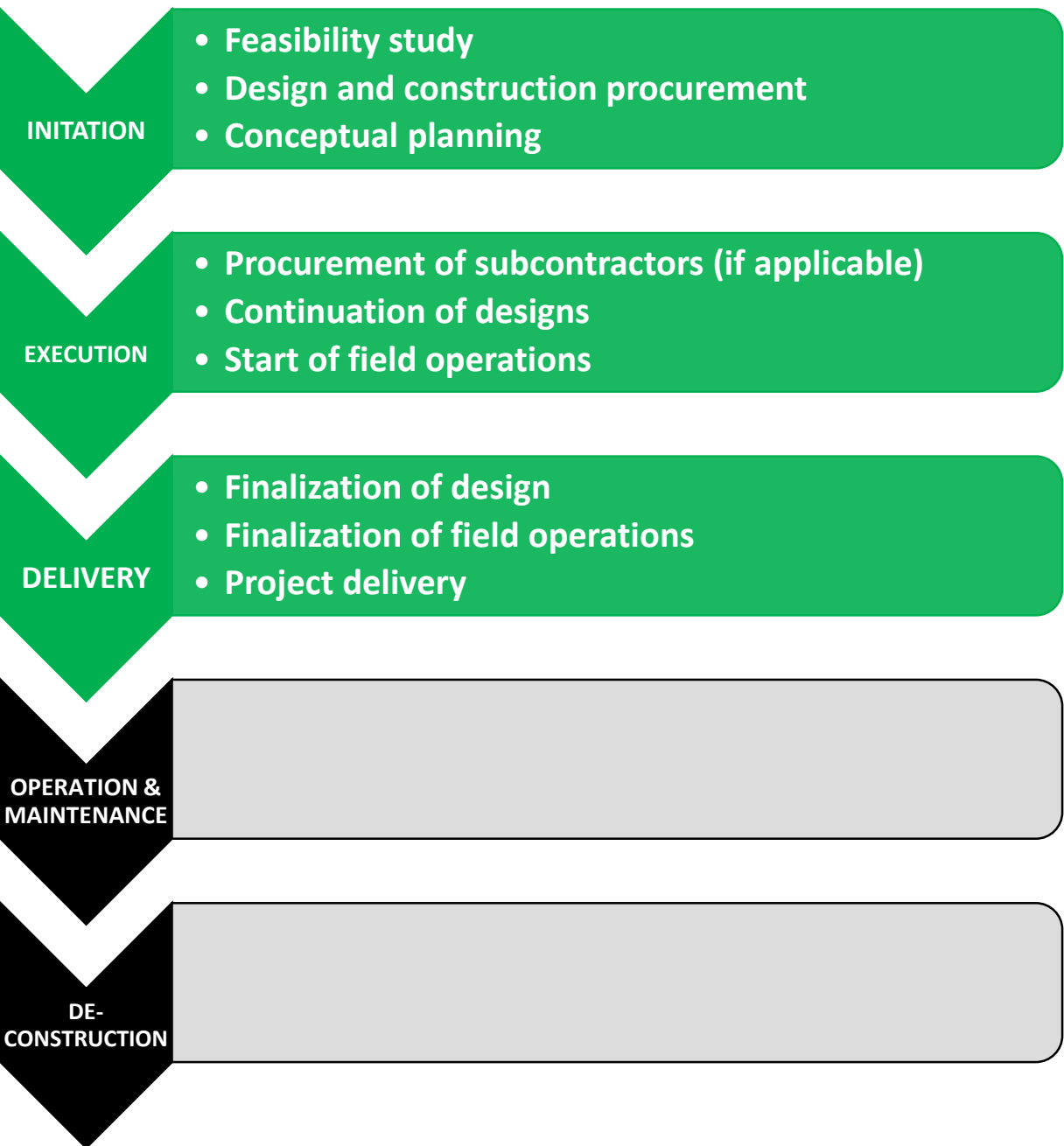
Dimosthenis Kifokeris

Assistant Professor, Chalmers University of Technology, Gothenburg, Sweden

Yiannis Xenidis

Associate Professor, Aristotle University of Thessaloniki, Thessaloniki, Greece





Speaker's name, Short title

IMPLEMENTATION OF CONSTRUCTABILITY AND CPRA



- Risk identification
- Risk assessment
- Risk response
- Risk control

- What is constructability and its goal?
- What is construction project risk analysis (CPRA) and its goal?



RESEARCH PROBLEM

- Constructability and CPRA: methodological frameworks utilized in construction management
- **Never been methodologically and computationally integrated in a single construction management framework**
- To tackle this research problem and create a unified framework (constructability assessment through CPRA elements), both unsupervised and supervised machine learning were used



BENEFITS IN TACKLING RESEARCH PROBLEM



- Better cooperation, communication, and dissemination of knowledge
- Better organization and integration of design and construction phases
- More targeted capital investments and implementation of innovative technologies
- Better construction supply chain management
- Better assessment of construction site conditions
- Greater emphasis on health and safety in construction
- More informed deals between owners and contractors
- More informed procurement, management, and administration processes



MODELING OF THE INDEPENDENT VARIABLES (GENERAL RISK SOURCES)



Development and toolification of an original unsupervised machine learning algorithm, which performs semantic processing and clustering of linguistic data organized in lists

applied on an

exhaustive part of the relative literature research (dataset)

See in:

Kifokeris D., and Xenidis Y. Application of linguistic clustering to define sources of risks in technical projects. ASCE-ASME Journal of Risk and Uncertainty in Engineering Systems, Part A: Civil Engineering. 2018; 4(1): 04017031-1 – 04017031-13.



MODELING OF THE INDEPENDENT VARIABLES (GENERAL RISK SOURCES)



Overhead clusters:

- K1 – Technical design and drawings (13 risk sources)
- K2 – Productivity in construction (26)
- K3 – Economy, cost and finances (17)
- K4 – Time and schedule (7)
- K5 – Construction process (12)
- K6 – Environment (5)
- K7 – Site safety and accidents (12)
- K8 – Project management (general) (21)
- K9 – Contracts and procurement (9)
- K10 – Sociopolitical factors (7)
- **129 risk sources in total**



MODELING OF THE INDEPENDENT VARIABLES (GENERAL RISK SOURCES)



General risk sources example (in K2):

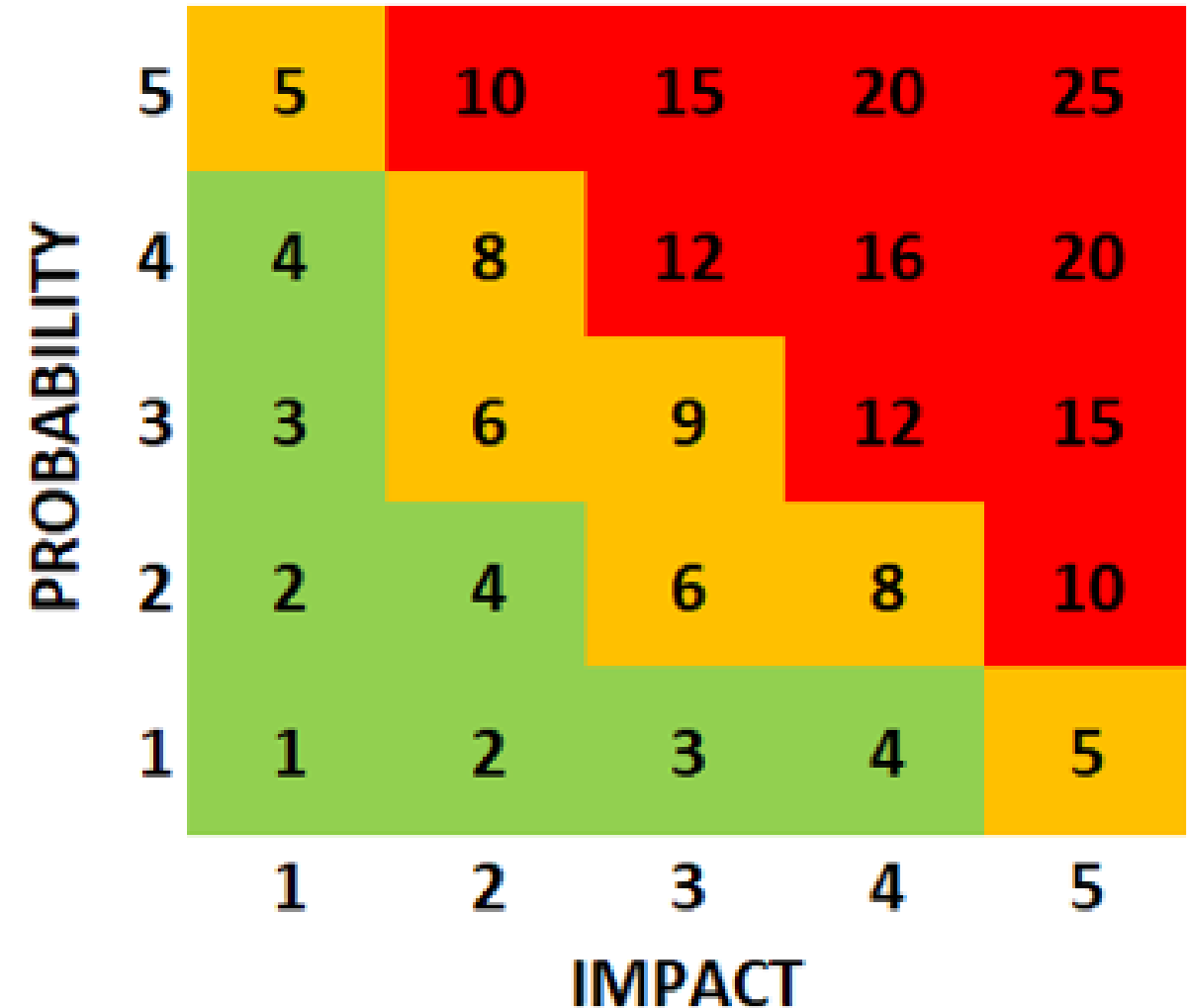
- K2.1: Delayed or failed labor, supplier, subcontractor and/or contractor payments
- K2.2: Equipment and/or tools unavailability
- K2.3: Equipment and/or tools delivery/supply delay
- K2.4: Equipment and/or tools failure
- K2.5: Excessive labor overtime
- ...
- K2.24: Poor logistics
- K2.25: Spatial clashes among different processes on site
- K2.26: Utility resources shortage on site (e.g. water, fuel, and electricity)



MODELING OF THE INDEPENDENT VARIABLES (GENERAL RISK SOURCES)



- Probability x impact
- 5-point ascending qualitative scales for probability and impact
- Product significance: adaptation of the qualitative CPRA matrix
 - **Red:** extremely critical
 - **Yellow:** critical
 - **Green:** non-critical



CONSTRUCTABILITY CLASSES



- Choice of dependent variables belonging to the field of constructability
- Dependent variables: holistic qualitative constructability labels (“constructable” and “non-constructable»)
 - Constructable: Throughout construction project initiation, execution and delivery, there has been a satisfactory implementation of a constructability program
- Qualitative values (classes):
 - Constructable:1, non-constructable: -1



MODELLING OF INTEGRATION



Development and toolification of an original algorithm using supervised machine learning for the derivation of a classification equation, which will appraise the constructability class of a new construction project when given the values of the identified general risk sources affecting it

which will be trained and validated with the use of

real CPRA- and constructability class-related data from civil engineering projects



MODELLING OF INTEGRATION

1. Modeling as a statistical classification problem
2. Data from / real construction projects satisfying certain minimum dataset size constraints
3. Ordering of the data in a / x 129 matrix
4. Deploying of regularized stochastic gradient descent non-negative matrix factorization (RSGD-NMF) with missing values
5. Training of soft-margin support vector machines (SVM), with the optimized version of the sequential minimal optimization (OSMO) process, and simultaneous validation with n -fold cross-validation
6. Acquiring the classification equation with the best observed accuracy in its predictions, and adapting it for the appraisal of new cases



DATA

- Data collection method: unstructured interviews with experts
- CPRA- and constructability class-related data from $n=30$ civil engineering projects
 - PR1: Biogas electric power plant station



DATA

- PR2: T9-T11 ravine bridge →
- PR3: Prestressed roadway bridge
- PR4-PR10: Electrical lighting projects
- PR11: Design, construction, and delivery of four added classrooms for a municipal primary school
- PR12: Reconstruction of a municipal road axis
- PR13: Sustainable public installations →



DATA



- PR14: Reconstruction and delivery of a road section
- PR15: Design and delivery of a road bypass section
- PR16: Design and construction of a highway section
- PR17: Reconstruction and delivery of a road bypass section
- PR18: Bioclimatic hotel unit
- PR19: Part of a photovoltaic park
- PR20: Hydroelectric power plant station
- PR21: Baggage handling system (BHS)
- PR22: Reinforced concrete structural members
- PR23: Structural steel structural members
- PR24: Electric systems
- PR25: Building envelopes and facades
- PR26: Interior and exterior fit-out
- PR27: Fire, life, and safety (FLS) systems
- PR28: Light equipment transport (LET) systems
- PR29: Assorted mechanical systems
- PR30: Security systems

MTB megaproject:



ID	Project identity	RSC (%)
PR1	Biogas powerplant	19,380
PR2	Prestressed ravine bridge	2,326
PR3	Prestressed roadway bridge	24,031
PR4	Lighting & structural assets replacement (LSAR) 1	41,860
PR5	LSAR 2	41,860
PR6	Reconstruction of municipal lighting assets	41,860
PR7	LSAR 3	45,736
PR8	LSAR 4	44,186
PR9	Municipal lighting assets repair	43,411
PR10	Municipal road lighting and structural assets replacement	42,636
PR11	Primary school expansion	46,512
PR12	Roadaxis reconstruction	46,512
PR13	Sustainable installations in municipal square	46,512
PR14	Bioclimatic hotel unit	86,047
PR15	Photovoltaic park	86,822
PR16	Hydroelectric powerplant	88,372
PR17	Bypass motorway section	87,597
PR18	Bypass roadway section	85,271
PR19	Roadway section	85,271
PR20	Bypass highway section	85,271
PR21	ATB – Baggage handling systems	53,488
PR22	ATB – Reinforced concrete members	34,884
PR23	ATB – Structural steel members	59,690
PR24	ATB –Electrical systems installations	40,310
PR25	ATB – Building envelopes and facades	64,341
PR26	ATB – Interior and exterior fit-out	67,442
PR27	ATB – Fire, life, and safety systems installations	45,736
PR28	ATB – Light equipment transfer systems installations	38,760
PR29	ATB – Assorted mechanical systems installations	42,636
PR30	ATB – Security systems installations	38,760
General		52,584

Speaker's name, Short title

DATA



- Contextual and linguistic correlation with 129 general risk sources → on a 0-3 qualitative scale
- All real risk sources correlated one-to-one with respective general risk sources, with a degree of 2 or 3 → **in practice, risk sources were identified and assessed, instead of risks themselves!**
- Generally, non-constructable projects → severe CPRAs
- 13 constructable and 17 non-constructable projects

More in upcoming journal paper:

Kifokeris, D., and Xenidis, Y. An analysis of the impartial implementation in practice of risk identification in technical projects. *ASCE-ASME Journal of Risk and Uncertainty in Engineering Systems*. 2019; **In press.**



DEPLOYMENT OF WEKA AND RESULTS



Explanation of results after solving for $k_{opt}=5$

Classification equation results	Real class		Predicted class		Confidence level
0,930961347152737	Constructable	1	Constructable	1	93,096%
1,12021447941773	Constructable	1	Constructable	1	100%
-0,999943984787055	Non-constructable	-1	Non-constructable	-1	99,994%
-1,09099024874888	Non-constructable	-1	Non-constructable	-1	100%
-1,09073114459136	Non-constructable	-1	Non-constructable	-1	100%
-0,990432423175803	Non-constructable	-1	Non-constructable	-1	99,043%
-0,981601855202267	Non-constructable	-1	Non-constructable	-1	98,160%
-0,961369942011749	Non-constructable	-1	Non-constructable	-1	96,137%
-0,995350546959907	Constructable	1	Non-constructable	-1	99,535%
-0,9827830852474	Constructable	1	Non-constructable	-1	98,278%
-1,03739557045505	Non-constructable	-1	Non-constructable	-1	100%
-0,99889383076739	Non-constructable	-1	Non-constructable	-1	99,889%
-1,31712188932952	Non-constructable	-1	Non-constructable	-1	100%
-0,122190686354803	Non-constructable	-1	Non-constructable	-1	12,219%
0,664884362967404	Constructable	1	Constructable	1	66,488%
-0,999096164220797	Non-constructable	-1	Non-constructable	-1	99,91%
0,4767783					
1,000234					
1,273508					
1,127442					
-0,280219812983305	Constructable	1	Non-constructable	-1	28,022%
-1,00063939517003	Non-constructable	-1	Non-constructable	-1	100%
-0,914677432638896	Non-constructable	-1	Non-constructable	-1	91,468%
0,279204690233528	Constructable	1	Constructable	1	27,921%
-1,15030331760894	Non-constructable	-1	Non-constructable	-1	100%
-0,768677579526154	Non-constructable	-1	Non-constructable	-1	76,868%
-0,347062161638947	Non-constructable	-1	Non-constructable	-1	34,706%
-0,502540855550232	Constructable	1	Non-constructable	-1	50,254%
0,0107501682079711	Constructable	1	Constructable	1	1,075%
-0,500007675244237	Non-constructable	-1	Non-constructable	-1	50%

1,12021447941773	Constructable	1	Constructable	1	100%
-0,999943984787055	Non-constructable	-1	Non-constructable	-1	99,994%

Legend: ■ Correct classification
■ False classification



DEPLOYMENT OF WEKA AND RESULTS

Final classification equation that predicts the constructability class of a new construction project, when given the identified and assessed general risk sources affecting it:

$$\begin{aligned}
 CON = & -(2,028 \frac{LF_{1,1} - (3,5e - 16)}{1,055} + \\
 & 0,727 \frac{LF_{1,2} - (2,2e - 05)}{0,891} + 0,746 \frac{LF_{1,3} - (2,2e - 05)}{0,782} \\
 & 0,263 \frac{LF_{1,4} - (7,3e - 14)}{0,833} + 1,536 \frac{LF_{1,5} - (3,5e - 16)}{0,776}) \\
 & + 1,622
 \end{aligned}$$

where the user's new LF are derived from the user's RM^{new} through:

$$LF_{1,k}^{new} = LF_{1,k}^{new} \cdot \frac{\sum_{j \in [1]} RSF_{k,j} RM_{1,j}^{new}}{\sum_{j \in [1]} \left(RSF_{k,j} \sum_{k=1}^5 LF_{1,k}^{new} RSF_{k,j} + \lambda_{LF} LF_{1,k}^{new} \right)} \quad \forall k = \{1, 2, \dots, 5\}$$

$$j = \{1, 2, \dots, 129\}$$



DEPLOYMENT OF WEKA AND RESULTS



- If $CON \geq 1 \rightarrow$ constructable with 100% confidence level
- If $CON \in (0,1) \rightarrow$ constructable with confidence level $|CON|(\%)$
- If $CON \leq -1 \rightarrow$ non-constructable with 100% confidence level
- If $CON \in (-1,0) \rightarrow$ non-constructable with confidence level $|CON|(\%)$
- If $CON = 0 \rightarrow$ the constructability class cannot be predicted with any confidence level



THE RISCONA PROTOTYPE APPLICATION



- RISCONA (*Risk Source-based CONstructability Appraisal*)
 - **Dedicated graphical user interface (GUI)** operating in Python (Anaconda)
 - **Implementation of the first two steps of the expanded CPRA** → the user inserts the values of the *probability* and *impact* (ascending 5-point scales) of the 129 general risk sources for construction projects
 - All the calculations of the model are then performed in the background
 - The user gets the **constructability class of the new construction project**



K1 – RISK SOURCES REGARDING TECHNICAL DESIGN AND DRAWINGS

K1.1. Delay and/or failure of approval of design drawings by the corresponding authorities

K1.2. Design mistakes, errors, and omissions

K1.3. Design non-conformity with regulatory specifications

K1.4. Extreme design complexity

K1.5. Inadequate design documentation

K1.6. Lack, in designs, of construction sequencing considerations

K1.7. Lack, in designs, of understanding of the actual construction process requirements (e.g. availability of labor workforce and equipment,

K1.8. Lack of design drawing coordination among different disciplines (e.g. architectural drawings, electrical network drawings, and other)

K1.9. Lack of design innovation when it is required

K1.10. No standardization in design considerations

K1.11. Unclear and/or incomplete design details

K1.12. Untimely design changes during the late initiation and the whole execution project lifecycle phases

K1.13. Vague drawing specifications

K2 - RISK SOURCES REGARDING PRODUCTIVITY IN CONSTRUCTION

K2.1. Delayed and/or failed laborer, supplier, subcontractor, and contractor payments

K2.2. Equipment and/or tools unavailability

K2.3. Equipment and/or tools delivery/supply delay

K2.4. Equipment and/or tools failure

Result area (text messages)

Reset

Check

Calculate

1 Scrolling area for importing data

2

3 Functional buttons

The RISCONA prototype application



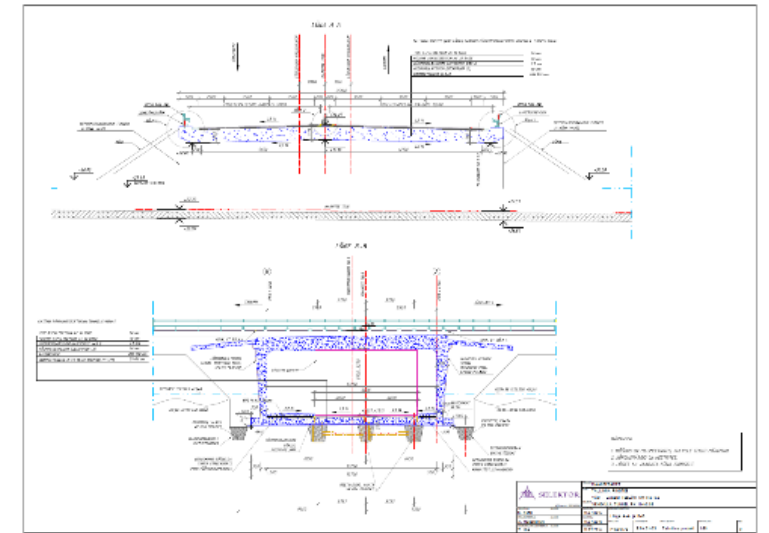
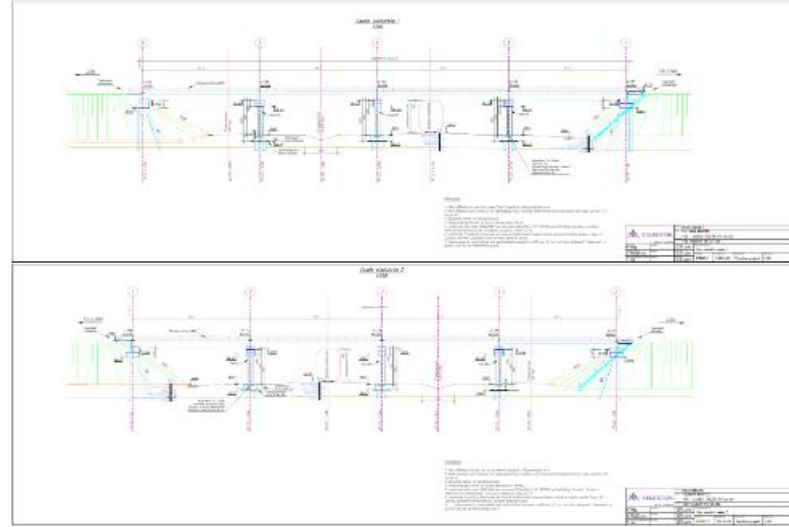
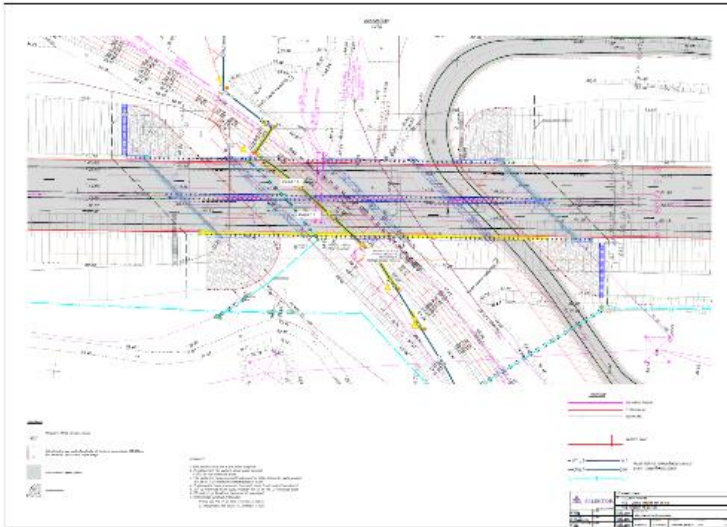
All values have been reset.	Reset
All values have been inputted.	Reset
Please check K1.13 risk source. Please check K2.1 risk source. Please check K2.5 risk source. Please check K2.21 risk source. Please check K5.6 risk source. Please check K5.8 risk source. Please check K7.3 risk source. Please check K9.9 risk source.	Check
All values have been inputted. Appraising the project's constructability class... Please wait. The project is not constructable with 16.452% confidence.	Reset
	Check
	Reset
	Check
	Calculate

Command prompt results



THE RISCO NA PROTOTYPE APPLICATION

- Use and verification of RISCO NA (and the integration model) in a case study
 - Case study: Design and construction of an overpass road bridge in Estonia (*Estonian Road Administration, Estonia*)



THE RISONA PROTOTYPE APPLICATION

RISONA (Risk Source-based CONstructability Appraisal)

K9 – RISK SOURCES REGARDING THE PROCUREMENT AND CONTRACTS

K9.1. Ambiguous contract clauses, conditions, parameters, and allocation of risks and responsibilities: 3, 3

K9.2. Choice of contractual types susceptible to disintegration among project stakeholders: 2, 4

K9.3. Delays in approvals of contractual documents: 3, 4

K9.4. Disputes and claims among stakeholders about contractual conditions: 4, 3

K9.5. Incompatibility, inconsistency, and redundancy of contractual documents: 3, 3

K9.6. Insufficient time for the preparation of contractual documents: 5, 2

K9.7. Non-transparent bidding, tendering and awarding procedures: 1, 2

K9.8. Stakeholder breach of contractual agreements after the commencement of the project: 1, 2

K9.9. Stakeholder disagreement regarding insurance issues: 2, 2

K10 – SOCIOPOLITICAL RISK SOURCES

K10.1. Civil disorder: 1, 1

K10.2. Delays in approvals and permits: 2, 3

K10.3. Import/export restrictions: 1, 4

K10.4. Political and governmental instability: 2, 5

K10.5. Project clashes with local community, resident interests, and public activities: 1, 2

K10.6. Rigid bureaucracy: 3, 3

K10.7. Rigid law and regulatory frameworks: 1, 3

All values have been inputted.
Appraising the project's constructability class... Please wait.

The project is constructable with 43.068% confidence.

Reset

Check

Calculate

RISONA (Risk Source-based CONstructability Appraisal). Copyright © 2018.

General risk sources	CS			Normalized product
	Probability	Consequence	Product	
K1.1	2	2	4	0,16
K1.2	3	2	6	0,24
K1.3	3	1	3	0,12
K1.4	3	3	9	0,36
K1.5	3	3	9	0,36
...
K10.1	1	1	1	0,04
K10.2	2	3	6	0,24
K10.3	1	4	4	0,16
K10.4	2	5	10	0,4
K10.5	1	2	2	0,08
K10.6	3	3	9	0,36
K10.7	1	3	3	0,12

- Constructable with 43.068% confidence



THE RISCONA PROTOTYPE APPLICATION



- Evaluation:
 - RISCONA is a **simple and easy-to-use tool** that can aid in construction management decision-making
 - The “translation” of the risk source values into constructability classes was well-received
 - **Satisfactory description of reality**
 - List of 129 general risk sources: quite inclusive and suitable as a stepping stone for the expansion of CPRAs



CONCLUSION (IN A SENTENCE)



The contribution of this work is that it provides – **for the first time** – a civil engineer (and/or construction manager) with the capability of executing an **understandable and fully defined analysis of risk sources**, so that through it a **very good constructability assessment** of the currently developed project can be obtained.



DIMOSTHENIS KIFOKERIS, YIANNIS XENIDIS – THE RISCONA SYSTEM



THANK YOU FOR YOUR ATTENTION!

