



Determining dark matter properties with a XENONnT/LZ signal and LHC Run 3 monojet searches

Downloaded from: <https://research.chalmers.se>, 2026-04-04 12:51 UTC

Citation for the original published paper (version of record):

Baum, S., Catena, R., Conrad, J. et al (2018). Determining dark matter properties with a XENONnT/LZ signal and LHC Run 3 monojet searches. *Physical Review D*, 97(8).
<http://dx.doi.org/10.1103/PhysRevD.97.083002>

N.B. When citing this work, cite the original published paper.

Determining dark matter properties with a XENONnT/LZ signal and LHC Run 3 monojet searches

Sebastian Baum,^{1,*} Riccardo Catena,^{2,†} Jan Conrad,^{1,‡} Katherine Freese,^{1,3,§} and Martin B. Krauss^{2,||}

¹*Oskar Klein Centre, Department of Physics, Stockholm University, AlbaNova, Stockholm SE-10691, Sweden*

²*Chalmers University of Technology, Department of Physics, Göteborg SE-412 96, Sweden*

³*Department of Physics, University of Michigan, Ann Arbor, Michigan 48109, USA*



(Received 26 September 2017; published 3 April 2018)

We develop a method to forecast the outcome of the LHC Run 3 based on the hypothetical detection of $\mathcal{O}(100)$ signal events at XENONnT. Our method relies on a systematic classification of renormalizable single-mediator models for dark matter–quark interactions and is valid for dark matter candidates of spin less than or equal to one. Applying our method to simulated data, we find that at the end of the LHC Run 3 only two mutually exclusive scenarios would be compatible with the detection of $\mathcal{O}(100)$ signal events at XENONnT. In the first scenario, the energy distribution of the signal events is featureless, as for canonical spin-independent interactions. In this case, if a monojet signal is detected at the LHC, dark matter must have spin 1/2 and interact with nucleons through a unique velocity-dependent operator. If a monojet signal is not detected, dark matter interacts with nucleons through canonical spin-independent interactions. In a second scenario, the spectral distribution of the signal events exhibits a bump at nonzero recoil energies. In this second case, a monojet signal can be detected at the LHC Run 3; dark matter must have spin 1/2 and interact with nucleons through a unique momentum-dependent operator. We therefore conclude that the observation of $\mathcal{O}(100)$ signal events at XENONnT combined with the detection, or the lack of detection, of a monojet signal at the LHC Run 3 would significantly narrow the range of possible dark matter–nucleon interactions. As we argued above, it can also provide key information on the dark matter particle spin.

DOI: [10.1103/PhysRevD.97.083002](https://doi.org/10.1103/PhysRevD.97.083002)

I. INTRODUCTION

Compelling evidence shows that significant amounts of dark matter (DM) are present in the Universe [1]. This conclusion is supported by increasingly accurate cosmological and astrophysical observations performed on extremely different physical scales, ranging from the solar neighborhood [2] up to the largest scales we can probe in the cosmos [3]. This picture is further consolidated by the large number of theoretical models which naturally predict DM candidates that are in good agreement with experimental constraints on physics beyond the Standard Model [4]. In recent years, the search for DM has successfully been pushed forward on several frontiers, and further

progress in this area is already foreseeable in the near future with planned and upcoming experiments. In particular, the search for nuclear recoil events induced by the nonrelativistic scattering of Milky Way DM particles in low-background detectors—a technique known as direct detection [5–7]—and the search for DM particles produced in energetic collisions at particle accelerators such as the Large Hadron Collider (LHC) have proven to be very effective and highly complementary approaches to explore the vast range of possibilities in the space of DM particle theories [8].

The physics reach of direct detection experiments has improved dramatically in recent years. The recently released first XENON1T data set the most stringent exclusion limits on the spin-independent DM–nucleon scattering cross section for DM masses below 100 GeV, with a minimum of $7.7 \times 10^{-47} \text{ cm}^2$ for a 35 GeV DM particle at 90% confidence level [9]. For DM particle masses above 100 GeV, the most stringent exclusion limits have recently been reported by the PANDAX-II experiment [10]. The results in Refs. [9,10] improve previous limits published by the LUX Collaboration [11]. Significantly smaller scattering cross sections will be probed by next generation experiments such as XENONnT [12], LZ [13],

*sbaum@fysik.su.se

†catena@chalmers.se

‡conrad@fysik.su.se

§katie.freese@fysik.su.se

||martin.krauss@chalmers.se

Published by the American Physical Society under the terms of the Creative Commons Attribution 4.0 International license. Further distribution of this work must maintain attribution to the author(s) and the published article's title, journal citation, and DOI. Funded by SCOAP³.

and DARWIN [14] from ~ 2019 onwards, with great expectations for ground-breaking discoveries. Based on this progress and these expectations, the first direct detection of DM particles is a concrete prospect for the next few years, especially if DM is made of weakly interacting massive particles (WIMPs) [15,16]. At the same time, the search for new physics beyond the Standard Model and particle DM at the LHC is progressing rapidly. The LHC Run 2 has started in 2015 producing the first collisions at the center-of-mass energy $\sqrt{s} = 13$ TeV. After a long shutdown period between 2018 and 2019, the Run 3 phase will start in 2020, reaching the expected integrated luminosity of 300 fb^{-1} in 2022 [17]. A variety of processes will be scrutinised by the ATLAS and CMS Collaborations in the data analysis. Crucial for the present work is the search for DM particles in final states including a single jet plus missing transverse energy.

Combining results from direct detection experiments and DM searches at the LHC is known to be crucial to narrow the allowed regions in the DM particle theory space. This consideration applies to the interpretation of current null results, but will also apply to the analysis of hypothetical positive results in the future. Different approaches have been developed for this purpose in the past few years. In the first approach, results from direct detection experiments and the LHC are combined in so-called global fits, e.g., [18–20], where theoretical predictions are expressed in terms of common model parameters, and all experimental information is encoded in a single likelihood function. In a second approach—only applicable in the presence of a signal at the LHC—theoretical predictions, e.g., based upon low-energy supersymmetric theories, are fitted to a sample of simulated LHC data—typically spectroscopic measurements [21,22]. Through this fit, predictions for WIMP properties such as relic density, annihilation, and scattering cross sections can be extracted. Recently, simulated LHC dileptonic events have also been analyzed to reveal properties of DM, such as the spin [23]. Proposals for extracting the DM particle spin and particle-antiparticle nature from direct detection data can be found in [24–26].

In this work, we propose a third approach to combine direct detection experiments and DM searches at the LHC. Specifically, the purpose of this work is to quantitatively answer the following question: assuming $\mathcal{O}(100)$ signal events at XENONnT with an exposure of $20 \text{ ton} \times \text{year}$, as if the strength of DM-nucleon interactions were just below current exclusion limits, what concrete predictions can be made for the outcome of the monojet searches that will be performed at the LHC at the end of Run 3? Answering this question is crucial: because of the timeline reviewed above and of the recent progress in the field of DM direct detection, the first unambiguous signal of particle DM might realistically be observed at next generation direct detection experiments, such as XENONnT. We will address this question within the theoretical framework recently

introduced in [27], where DM-quark interactions are modeled in terms of simplified models. This framework consists of the most general set of renormalizable models compatible with Lorentz- and gauge-symmetry extending the Standard Model by one DM candidate and one particle mediating DM-quark interactions. Within this framework, we will develop a method to forecast the outcome of the LHC Run 3 based upon the hypothetical detection of $\mathcal{O}(100)$ signal events at XENONnT. Our method consists of two stages:

- (1) In the first stage, we identify the monojet production cross sections that are compatible with the observation of $\mathcal{O}(100)$ signal events at XENONnT for each simplified model in [27]. More specifically, for each simplified model \mathcal{M} in [27], we show that $\mathcal{O}(100)$ signal events observed at XENONnT can only be explained in a relatively narrow region \mathcal{S} of the $M_{\text{med}}-\sigma$ plane, where M_{med} is the mass of the particle that mediates the DM interactions with quarks and σ is the cross section for monojet production via proton-proton collision. If DM is described by \mathcal{M} , the LHC searches for monojet events should focus on \mathcal{S} .
- (2) In the second stage, we identify the correct (family of) DM-nucleon interaction(s) and possibly the DM particle spin based upon the observation, or the lack of observation, of a monojet signal at the end of the LHC Run 3. Importantly, the only input needed here is the knowledge of whether a monojet signal has been observed. Further information on the outcome of the LHC Run 3 follows as an output from the application of our method. The second stage of our method relies on the following considerations. Constructing \mathcal{S} does not require information on the energy spectrum of the $\mathcal{O}(100)$ signal events observed at XENONnT. In general, the simplified models in [27] predict nuclear recoil energy spectra which can be divided into two classes, here labeled by A and B . Spectra of type A have a maximum at $q = 0$, where q is the transferred momentum. For example, canonical spin-independent interactions generate spectra of this type. Spectra of type B have a maximum at $q \neq 0$. Here we will demonstrate that $\mathcal{O}(100)$ signal events at XENONnT will be enough to statistically discriminate spectra of type A from spectra of type B if energy information is used. Consequently, some of the models in [27] can be rejected based on XENONnT data alone. This observation will further restrict the regions in the $M_{\text{med}}-\sigma$ plane where a monojet signal is expected at the LHC Run 3.

We will apply our method to simulated XENONnT data. In so doing, we will show that at the end of the LHC Run 3 only two mutually exclusive scenarios will be compatible with the observation of $\mathcal{O}(100)$ signal events at XENONnT:

- (1) XENONnT detects $\mathcal{O}(100)$ signal events with a spectral distribution of type *A*. If a monojet signal is detected at the LHC, DM must have spin 1/2 and its interactions with nucleons must be of type $\hat{\mathcal{O}}_8$, using the notation introduced in Sec. II. If a monojet signal is not detected, DM-nucleon interactions must be of type $\hat{\mathcal{O}}_1$.
- (2) XENONnT detects $\mathcal{O}(100)$ signal events with a spectral distribution of type *B*. In this case, a monojet signal can be detected; DM must have spin 1/2 and interact with nucleons through the operator $\hat{\mathcal{O}}_{11}$.

These considerations show that model-independent predictions for the LHC Run 3 based upon direct detection data only are indeed possible. At the same time, our conclusions rely on the framework introduced in [27], neglect operator evolution and chiral effective field theory corrections to the DM couplings to protons and neutrons, do not consider DM-quark interactions mediated by particles that are charged under the Standard Model gauge group, and focus on elastic DM-nucleus scattering. Furthermore, we do not impose constraints from thermal production of DM.

This paper is structured as follows. In Sec. II we review the theoretical framework introduced in [27] to model DM-quark interactions and their nonrelativistic limit. We then discuss the characteristics of a hypothetical XENONnT signal within this framework in Sec. III. Assuming the observation of such a signal, we will comment on the implications for the LHC monojet searches in Sec. IV. We will finally comment on the validity regime of our results in Sec. V and conclude in Sec. VI.

II. THEORETICAL FRAMEWORK

A. Simplified models for DM-quark interactions

A variety of theories extending beyond the Standard Model accommodate candidates for particle DM. Even minimal and constrained versions of these usually can only be studied in detail in certain limiting cases or under simplifying assumptions. Since the complex details of such theories can, however, often be neglected in the analysis of processes involving DM, a more model independent approach might give more insights and be easier to handle. This is where the concept of “simplified models” can be applied [28,29]. In simplified models, the Standard Model is only extended by the DM itself and an additional new particle that mediates interactions between the SM particles and the dark sector. This approach is usually sufficient to obtain a good understanding of the collider phenomenology of the DM particle. It can also provide a better description of processes involving the mediator particle, as opposed to a pure effective theory approach. Consequently, ATLAS and CMS have increasingly made use of simplified models in their analysis in recent years, e.g., [30]. Simplified models can generally be characterized by the nature of the DM particle, i.e., scalar *S*, fermionic χ ,

or vector DM X^μ . The DM particle must be neutral with respect to the Standard Model gauge group. It can, however, carry charge under some additional gauge group. For our purposes, it is sufficient to assume that the only additional symmetry is a parity under which DM is odd and all other particles are even. This parity guarantees that DM is stable on cosmological timescales. As a consequence, *S* and X^μ must be complex fields. For the case of spin 1/2 DM, we will assume that χ is a Dirac rather than a Majorana fermion. For instance, the Lagrangian of a simplified model with fermionic DM χ and a vector mediator G_μ , e.g., a Z' -boson, would read as follows:

$$\begin{aligned} \mathcal{L} = & \mathcal{L}_{\text{SM}} + i\bar{\chi}\not{D}\chi - m_\chi\bar{\chi}\chi - \frac{1}{4}G_{\mu\nu}G^{\mu\nu} + \frac{1}{2}M_G^2G_\mu G^\mu \\ & + i\bar{q}\not{D}q - m_q\bar{q}q - \lambda_3\bar{\chi}\gamma^\mu\chi G_\mu - \lambda_4\bar{\chi}\gamma^\mu\gamma^5\chi G_\mu \\ & - h_3\bar{q}\gamma^\mu q G_\mu - h_4\bar{q}\gamma^\mu\gamma^5 q G_\mu, \end{aligned} \quad (1)$$

where the λ_i and h_i are dimensionless couplings, and terms involving quark bilinears should be understood as summing over all quark flavors ($q = u, d, c, s, b, t$), e.g., $h_3\bar{q}\gamma^\mu q G_\mu \equiv \sum_q h_3^q\bar{q}\gamma^\mu q G_\mu$. For this work, we consider universal quark-mediator couplings, $h_i^q = h_i$. The Lagrangians for all models that we consider in this study can be found in Ref. [27]. For the convenience of the reader we list them in the Appendix. We can distinguish these models further depending on which couplings in the Lagrangians are nonzero. For example, in Eq. (1) the case $\lambda_3, h_3 \neq 0$ would correspond to a vector mediator, whereas the case $\lambda_4, h_4 \neq 0$ corresponds to an axial-vector mediator. We will not consider cases where more than two couplings are different from zero at the same time.

B. Nonrelativistic DM-nucleon interactions

In the nonrelativistic scattering of Milky Way DM particles by nuclei, typical momentum transfers are below 200 MeV. If the particle mediating the interactions between DM and quarks is significantly heavier than this energy scale, it can be eliminated from the mass spectrum of the theory and its contribution to the scattering process be encoded in higher dimensional operators describing contact interactions between DM and quarks; i.e., it can be integrated out. This leads to an effective theory description of DM-quark and DM-nucleon interactions. A systematic classification of the interaction operators that can arise from the nonrelativistic reduction of simplified models has initially been proposed in Ref. [31]. These interaction operators must be invariant under Galilean transformations¹—constant shifts of particle velocities—and Hermitian conjugation. Their matrix elements between incoming and outgoing DM-nucleon

¹Galilean invariance can be broken by subleading interaction operators [32].

states can be expressed in terms of the basic invariants under these symmetries,

$$\mathbf{iq}, \quad \mathbf{v}^\perp \equiv \mathbf{v} + \frac{\mathbf{q}}{2\mu_N}, \quad \mathbf{S}_\chi, \quad \text{and} \quad \mathbf{S}_N, \quad (2)$$

where \mathbf{q} is the three-dimensional momentum transferred in the elastic scattering, \mathbf{v} is the DM-nucleon relative velocity, and \mathbf{S}_χ (\mathbf{S}_N) is the spin of the DM (nucleon), respectively. The classification initially proposed in [31] for spin $\leq 1/2$ DM has subsequently been extended to spin 1 DM in [27]. In particular, it has been shown that 16 independent operators can be constructed at linear order in the transverse relative velocity \mathbf{v}^\perp , although not all of them appear as leading operators in the nonrelativistic limit of the simplified models. The 16 operators for DM-nucleon interactions identified in [27,31] are listed in Table I. Operators $\hat{\mathcal{O}}_{17}$ and $\hat{\mathcal{O}}_{18}$ only arise for spin 1 DM [27].

DM-nucleon interactions can therefore be described by the Lagrangian

$$\mathcal{L}_{\text{int}} = \sum_{N=n,p} \sum_i c_i^{(N)} \hat{\mathcal{O}}_i^{(N)}, \quad (3)$$

where i labels the interaction type, $N = p$ ($N = n$) denotes coupling to protons (neutrons), and the coupling constants $c_i^{(N)}$ have dimension mass to the power of -2 . In order to simplify the notation, from here onwards we will omit the nucleon index in the equations. A detailed description of how to compute cross sections for DM-nucleus scattering from Eq. (3) can be found in Refs. [31,34,35]. Limits on the coupling constants in Eq. (3) have been derived in, e.g., [36–42], and the prospects for DM particle detection in this framework have been studied in [26,43–48].

C. Connecting nonrelativistic operators and simplified models

The nonrelativistic operators in Table I can arise from the nonrelativistic reduction of the simplified models discussed above [27,36]. One can therefore directly translate the parameters of a simplified model into the coefficients given in Eq. (3), as has been shown in Ref. [27] in detail. For instance, if we integrate out the heavy vector mediator G^μ in Eq. (1), we obtain $c_1^{(N)} = -h_3^N \lambda_3 / M_G^2$ and $c_4^{(N)} = 4h_4^N \lambda_4 / M_G^2$. The couplings to nucleons h_i^N are related to the quark level couplings by nucleon form factors [27,49,50],

$$h_1^n = 11.93h_1 \quad h_1^p = 12.31h_1 \quad (4a)$$

$$h_2^n = -0.07h_2 \quad h_2^p = -0.28h_2 \quad (4b)$$

$$h_3^{n,p} = 3h_3 \quad h_4^{n,p} = 0.33h_4. \quad (4c)$$

TABLE I. Quantum mechanical operators defining the non-relativistic effective theory of DM-nucleon interactions [31,33]. The notation is the one introduced in Sec. II. The operators $\hat{\mathcal{O}}_1$ and $\hat{\mathcal{O}}_4$ correspond to canonical spin-independent and spin-dependent interactions, respectively. The operators $\hat{\mathcal{O}}_{17}$ and $\hat{\mathcal{O}}_{18}$ only arise for spin 1 WIMPs, and \mathcal{S} is a symmetric combination of spin 1 WIMP polarization vectors [27]. Operator $\hat{\mathcal{O}}_2$ is quadratic in $\hat{\mathbf{v}}^\perp$ and $\hat{\mathcal{O}}_{16}$ is a linear combination of $\hat{\mathcal{O}}_{12}$ and $\hat{\mathcal{O}}_{15}$, and they are therefore not considered here [34]. Finally, the right column in the table shows the operator spectral type: A corresponds to featureless spectra and B to bumpy spectra.

Operator	Type of spectrum
$\hat{\mathcal{O}}_1 = \mathbb{1}_\chi \mathbb{1}_N$	A
$\hat{\mathcal{O}}_3 = i\hat{\mathbf{S}}_N \cdot (\frac{\hat{\mathbf{q}}}{m_N} \times \hat{\mathbf{v}}^\perp) \mathbb{1}_\chi$	B
$\hat{\mathcal{O}}_4 = \hat{\mathbf{S}}_\chi \cdot \hat{\mathbf{S}}_N$	A
$\hat{\mathcal{O}}_5 = i\hat{\mathbf{S}}_\chi \cdot (\frac{\hat{\mathbf{q}}}{m_N} \times \hat{\mathbf{v}}^\perp) \mathbb{1}_N$	B
$\hat{\mathcal{O}}_6 = (\hat{\mathbf{S}}_\chi \cdot \frac{\hat{\mathbf{q}}}{m_N})(\hat{\mathbf{S}}_N \cdot \frac{\hat{\mathbf{q}}}{m_N})$	B
$\hat{\mathcal{O}}_7 = \hat{\mathbf{S}}_N \cdot \hat{\mathbf{v}}^\perp \mathbb{1}_\chi$	A
$\hat{\mathcal{O}}_8 = \hat{\mathbf{S}}_\chi \cdot \hat{\mathbf{v}}^\perp \mathbb{1}_N$	A
$\hat{\mathcal{O}}_9 = i\hat{\mathbf{S}}_\chi \cdot (\hat{\mathbf{S}}_N \times \frac{\hat{\mathbf{q}}}{m_N})$	B
$\hat{\mathcal{O}}_{10} = i\hat{\mathbf{S}}_N \cdot \frac{\hat{\mathbf{q}}}{m_N} \mathbb{1}_\chi$	B
$\hat{\mathcal{O}}_{11} = i\hat{\mathbf{S}}_\chi \cdot \frac{\hat{\mathbf{q}}}{m_N} \mathbb{1}_N$	B
$\hat{\mathcal{O}}_{12} = \hat{\mathbf{S}}_\chi \cdot (\hat{\mathbf{S}}_N \times \hat{\mathbf{v}}^\perp)$	A
$\hat{\mathcal{O}}_{13} = i(\hat{\mathbf{S}}_\chi \cdot \hat{\mathbf{v}}^\perp)(\hat{\mathbf{S}}_N \cdot \frac{\hat{\mathbf{q}}}{m_N})$	B
$\hat{\mathcal{O}}_{14} = i(\hat{\mathbf{S}}_\chi \cdot \frac{\hat{\mathbf{q}}}{m_N})(\hat{\mathbf{S}}_N \cdot \hat{\mathbf{v}}^\perp)$	B
$\hat{\mathcal{O}}_{15} = -(\hat{\mathbf{S}}_\chi \cdot \frac{\hat{\mathbf{q}}}{m_N})[(\hat{\mathbf{S}}_N \times \hat{\mathbf{v}}^\perp) \cdot \frac{\hat{\mathbf{q}}}{m_N}]$	B
$\hat{\mathcal{O}}_{17} = i\frac{\hat{\mathbf{q}}}{m_N} \cdot \mathcal{S} \cdot \hat{\mathbf{v}}^\perp \mathbb{1}_N$	B
$\hat{\mathcal{O}}_{18} = i\frac{\hat{\mathbf{q}}}{m_N} \cdot \mathcal{S} \cdot \hat{\mathbf{S}}_N$	B

The coefficients $c_i^{(N)}$ for all other relevant cases are listed in Table II.² Subleading operators that might arise in the nonrelativistic reduction are not reported in Table II. Furthermore, when multiple operators are associated with a simplified model, we only consider the leading one: $\hat{\mathcal{O}}_7$ in the case $h_4 \neq 0$ and $\lambda_3 \neq 0$, and $\hat{\mathcal{O}}_8$ in the case $h_3 \neq 0$ and $\lambda_4 \neq 0$. As already mentioned, here we assume that all quark level couplings are universal³ and leave the study of nonuniversal coupling corrections for future investigations. Note, however, that due to the different nucleon form

²Some of the coefficients in Table II differ from those in the published version of Ref. [27]. A revised version of Ref. [27] is currently in preparation. The coefficients in the revised version will agree with Table II and Ref. [36].

³This means that also for scalar mediators all couplings will have the same value and are not proportional to the Standard Model Yukawa couplings, which is another scenario often studied in literature.

TABLE II. Relation between the coupling constants of non-relativistic operators from Table I (in the proton/neutron basis) and simplified models in this study (see Ref. [27] for a full list). For simplicity, in the second column we omit the index N . In the case of spin 1 DM, we do not consider operators depending on the symmetric combination of polarization vectors \mathcal{S} .

Spin 0 DM	Coefficient	Scalar mediator	Vector mediator
	c_1	$\frac{h_1^N g_1}{M_\Phi^2}$	$-2 \frac{h_3^N g_4}{M_G^2}$
	c_7		$4 \frac{h_4^N g_4}{M_G^2}$
	c_{10}	$\frac{h_2^N g_1}{M_\Phi^2}$	
Spin 1/2 DM	Coefficient	Scalar mediator	Vector mediator
	c_1	$\frac{h_1^N \lambda_1}{M_\Phi^2}$	$-\frac{h_3^N \lambda_3}{M_G^2}$
	c_4		$4 \frac{h_4^N \lambda_4}{M_G^2}$
	c_6	$\frac{h_2^N \lambda_2 m_N}{M_\Phi^2 m_\chi}$	
	c_7		$2 \frac{h_4^N \lambda_3}{M_G^2}$
	c_8		$-2 \frac{h_4^N \lambda_4}{M_G^2}$
	c_9		$-2 \frac{h_3^N \lambda_3 m_N}{M_G^2 m_\chi} - 2 \frac{h_3^N \lambda_4}{M_G^2}$
	c_{10}	$\frac{h_2^N \lambda_1}{M_\Phi^2}$	
	c_{11}	$-\frac{h_1^N \lambda_2 m_N}{M_\Phi^2 m_\chi}$	
Spin 1 DM	Coefficient	Scalar mediator	Vector mediator
	c_1	$\frac{b_1 h_1^N}{M_\Phi^2}$	$-2 \frac{h_3^N b_5}{M_G^2}$
	c_4		$-4 \frac{h_4^N \mathfrak{M}(b_7)}{M_G^2} + \frac{q^2}{m_\chi m_N} \frac{h_3^N \mathfrak{S}(b_6)}{M_G^2}$
	c_5		$-\frac{m_N}{m_\chi} \frac{h_3^N \mathfrak{S}(b_6)}{M_G^2}$
	c_6		$-\frac{m_N}{m_\chi} \frac{h_3^N \mathfrak{S}(b_6)}{M_G^2}$
	c_7		$4 \frac{h_4^N b_5}{M_G^2}$
	c_8		$2 \frac{h_4^N \mathfrak{M}(b_7)}{M_G^2}$
	c_9		$-2 \frac{m_N}{m_\chi} \frac{h_4^N \mathfrak{S}(b_6)}{M_G^2} + 2 \frac{h_3^N \mathfrak{M}(b_7)}{M_G^2}$
	c_{10}	$\frac{b_1 h_2^N}{M_\Phi^2}$	
	c_{11}		$-\frac{m_N}{m_\chi} \frac{h_3^N \mathfrak{S}(b_7)}{M_G^2}$
	c_{14}		$2 \frac{m_N}{m_\chi} \frac{h_4^N \mathfrak{S}(b_7)}{M_G^2}$

factors, couplings to neutrons and protons can differ.⁴ The matching procedure that we have outlined above does not account for two potentially important phenomena: (1) Operator evolution from the mediator mass scale down

⁴This is not surprising, since isospin is broken at the scale of nucleons, as we know from the different masses of protons and neutrons.

to the nuclear recoil energy scale [51,52]; (2) Momentum-dependent chiral effective field theory corrections to the $c_i^{(N)}$ coefficients induced by internucleon interactions mediated by meson exchange [53,54]. Both effects have only been studied for spin $\leq 1/2$ DM, and extending these studies to spin 1 DM goes beyond the scope of the present work. Nevertheless, we will briefly comment on how operator evolution can affect our results in Sec. V.

III. DM DETECTION AT XENONNT

In this section we describe the main features of a DM signal at XENONnT and show how these can be simulated numerically. In the next section we will explore the consequences of a DM signal at XENONnT for the monojet searches that will be performed at the LHC during Run 3.

A. Expected S1 signal

DM detection at XENONnT would occur through the observation of scintillation photons emitted by the deexcitation of Xe_2^* molecules produced by the passage of DM particles in liquid xenon. The observation of scintillation photons is performed via conversion into photoelectrons in a time projection chamber (TPC). The number of photoelectrons produced per DM interaction by the prompt deexcitation of Xe_2^* molecules is denoted by S1. A secondary scintillation (S2) signal produced by electrons generated in the DM scattering and drifted to the top of the detector by an electric field is used for background discrimination but will be neglected here for simplicity. This simplification is motivated by the fact that the S1 and S2 signals are anticorrelated [12]. The expected rate of DM-induced S1 events per unit detector mass is given by [55]

$$\frac{dR}{dS1} = \zeta(S1) \sum_{n=1}^{\infty} \mathcal{G}(S1|n, \sqrt{n}\hat{\sigma}) \int_0^{\infty} dE \frac{dR}{dE} \mathcal{P}(n|\nu(E)), \quad (5)$$

where \mathcal{G} is a Gaussian distribution of mean n and variance $\sqrt{n}\hat{\sigma}$, \mathcal{P} is a Poisson distribution of mean $\nu(E)$, and dR/dE is the rate of nuclear recoil events per unit detector mass

$$\frac{dR}{dE} = \sum_T \frac{\xi_T \rho_\chi}{m_T m_\chi} \int_{|\mathbf{v}| < v_{\text{esc}}} d^3\mathbf{v} |\mathbf{v}| f(\mathbf{v} + \mathbf{v}_\oplus) \frac{d\sigma_T(E, |\mathbf{v}|)}{dE}. \quad (6)$$

Here $\nu(E)$ is the number of photoelectrons expected when a nuclear recoil energy E is deposited in the detector (given in Fig. 13 of [12]), n (S1) is the number of actually produced (observed) photoelectrons, $\hat{\sigma} = 0.4$ is the single-photoelectron resolution of the XENONnT photomultipliers, and $\zeta(S1) \simeq 0.4$ is the experimental acceptance [12]. In Eq. (6), f is the DM velocity distribution in the galactic rest frame boosted to the detector rest frame, \mathbf{v}_\oplus is the Earth's velocity in the galactic rest frame, and ρ_χ is the local DM density. We

set ρ_χ to 0.3 GeV cm^{-3} and assume a Gaussian distribution truncated at the galactic escape velocity $v_{\text{esc}} = 533 \text{ km s}^{-1}$ for f , as in the so-called standard halo model [56]. Different choices might be considered, however [57,58]. The differential cross section $d\sigma_T(E, |\mathbf{v}|)/dE$ in Eq. (6) is calculated for each simplified model considered in this work using nuclear response functions computed in [34]. The sum in Eq. (6) is performed over the seven most abundant xenon isotopes. Isotope masses and mass fractions are denoted by m_T and ξ_T , respectively. The number of signal events is obtained by integrating Eq. (5) from $S1 = 3$ to $S1 = 70$, and multiplying the result by the experimental exposure ε . Here we assume $\varepsilon = 20 \text{ ton} \times \text{year}$. An analysis extending to $S1 = 180$ has recently been published by the XENON100 Collaboration [42] and will also be repeated with the actual XENONnT data. Finally, S1 background events at XENONnT are modeled according to Fig. 14 in [12]. Figure 1 shows the dR/dE spectra for selected DM-nucleon interaction operators in Table I. As already anticipated in Sec. I, energy spectra divide into two categories: spectra of Type A with a maximum at $E = 0$ ($q = 0$), and spectra of type B with a maximum at $E \neq 0$ ($q \neq 0$).

B. Simulated S1 signal

Using Eq. (5) and the background model in [12], we can now simulate the detection of S1 events at XENONnT. We simulate S1 events at XENONnT using standard Monte Carlo methods, e.g., [59]. If μ_S is the expected number of signal events, we sample the actual number of observed S1 events, N_{exp} , from a Poisson distribution of mean $\mu_{\text{tot}} = \mu_S + \mu_B$, where $\mu_B \simeq 41$ is the expected number of background events at XENONnT in the (3,70) signal region [12]. S1 values for the N_{exp} observed events are sampled from the following probability density function (PDF):

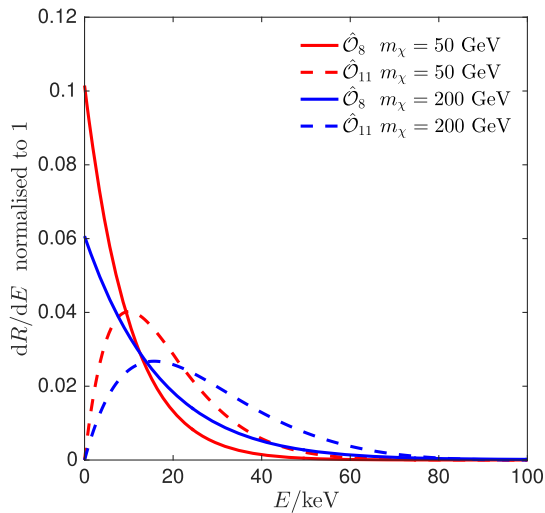


FIG. 1. Nuclear recoil energy spectra for selected operators and masses. The nonrelativistic operator \hat{O}_8 generates a spectrum of type A, whereas the operator \hat{O}_{11} generates a spectrum of type B.

$$f_{\text{tot}}(S1) = \mathcal{N} \left(\left. \frac{dR}{dS1} \right|_{\text{signal}} + \left. \frac{dR}{dS1} \right|_{\text{background}} \right), \quad (7)$$

where the signal contribution to f_{tot} is computed using Eq. (5) and the background contribution to f_{tot} is extracted from Fig. 14 in [12]. The normalization constant \mathcal{N} is defined by

$$\int_{S1=3}^{S1=70} dS1 f_{\text{tot}}(S1) = 1. \quad (8)$$

We simulate S1 events from 22 distinct simplified models, each characterized by a pair of coupling constants g_q and g_{DM} (defined below) and by the quantum numbers, nonrelativistic limit, and Lagrangians given in Table III and in the Appendix. Here, g_q refers to the mediator-quark-antiquark vertex and g_{DM} is associated with the mediator-DM-DM vertex. For example, in the case of scalar DM coupled to quarks via scalar exchange, $g_q = h_1$ and $g_{\text{DM}} = g_1$. For each simplified model that we consider, Table III also shows benchmark values for the effective mass, M_{eff} ,

$$M_{\text{eff}} \equiv M_{\text{med}} \sqrt{\frac{(0.1)^2}{g_q g_{\text{DM}}}}, \quad (9)$$

TABLE III. Benchmark points producing 150 signal events in an idealized version of XENONnT (see text at the beginning of Sec. IV C) for $m_\chi = 50 \text{ GeV}$.

Scalar DM	Operator	g_q	g_{DM}	M_{eff} [GeV]
	1	h_1	g_1	14564.484
	1	h_3	g_4	10260.217
	7	h_4	g_4	4.509
	10	h_2	g_1	10.706
Fermionic DM	Operator	g_q	g_{DM}	M_{eff} [GeV]
	1	h_1	λ_1	14564.484
	1	h_3	λ_3	7255.068
	4	h_4	λ_4	147.354
	6	h_2	λ_2	0.286
	7	h_4	λ_3	3.188
	8	h_3	λ_4	225.159
	10	h_2	λ_1	10.706
	11	h_1	λ_2	351.589
Vector DM	Operator	g_q	g_{DM}	M_{eff} [GeV]
	1	h_1	b_1	14564.484
	1	h_3	b_5	10260.216
	4	h_4	$\Re(b_7)$	188.302
	5	h_3	$\Im(b_6)$	6.946
	7	h_4	b_5	4.509
	8	h_3	$\Re(b_7)$	287.728
	9	h_4	$\Im(b_6)$	3.674
	10	h_2	b_1	10.706
	11	h_3	$\Im(b_7)$	223.794
	14	h_4	$\Im(b_7)$	0.201

obtained as explained at the beginning of Sec. IV C. In Eq. (9), M_{med} generically denotes the mediator mass in the given simplified model. We normalize M_{eff} in such a way that $M_{\text{eff}} = M_{\text{med}}$ for $g_q = g_{\text{DM}} = 0.1$, and choose $g_q = g_{\text{DM}} = 0.1$ as typical values for weak-scale couplings. From Table II, we see that direct detection is sensitive to the effective mass M_{eff} , and not to g_q , g_{DM} , and M_{med} separately. Below, a model characterized by $g_q \neq 0$ and $g_{\text{DM}} \neq 0$, and where DM predominantly interacts with nucleons via the operator $\hat{\mathcal{O}}_i$, will be denoted by $\hat{\mathcal{O}}_i(g_q, g_{\text{DM}})$.

C. Parameter inference with XENONnT

We now focus on the determination of $M_{\text{eff}} \propto \mu_S^{-1/4}$ at XENONnT. As we will see in Sec. IV, knowing M_{eff} it is possible to predict if a given simplified model is expected to produce an observable monojet signal at the LHC Run 3, and if so, where in the $M_{\text{med}}-\sigma$ plane. Specifically, here we show that in the analysis of $\mathcal{O}(100)$ S1 events at XENONnT, the true value of $\mu_S \propto M_{\text{eff}}^{-4}$ is always reconstructed within a relative error of about $\sim 30\%$ or less, independently of the simplified model underlying the data and of the model assumed in the fit. From the reconstructed value of μ_S and for each model in Table III, one can then obtain M_{eff} within the same accuracy. It is a typical parameter inference problem, which we address as follows. From a given model in Table III, we simulate a sample of N_{exp} S1 events at XENONnT, as described in the previous section. We then fit all models in Table III to the $N_{\text{exp}} + 1$ data points, maximizing the likelihood function

$$\begin{aligned} \mathcal{L}(\mathbf{d}|\boldsymbol{\Theta}, \mathcal{H}) &= \frac{\mu_{\text{tot}}(\boldsymbol{\Theta}, \mathcal{H})^{N_{\text{exp}}(\mathbf{d})}}{N_{\text{exp}}(\mathbf{d})!} e^{-[\mu_{\text{tot}}(\boldsymbol{\Theta}, \mathcal{H})]} \\ &\times \prod_{i=1}^{N_{\text{exp}}(\mathbf{d})} f_{\text{tot}}(x_i(\mathbf{d}), \mathcal{H}), \end{aligned} \quad (10)$$

where \mathbf{d} is an array of data including the number of observed events, N_{exp} , and the number of observed photoelectrons in a given event, x_i , $i = 1, \dots, N_{\text{exp}}$. In Eq. (10), $\boldsymbol{\Theta} = (m_{\text{DM}}, M_{\text{eff}})$, and \mathcal{H} is the hypothesis made in the fit regarding the DM particle spin and nonrelativistic interactions.⁵ Results are presented in terms of confidence intervals in the $m_{\text{DM}} - M_{\text{eff}}$ plane. For example, Fig. 2 shows the two-dimensional (2D) 95% confidence intervals in the $m_{\text{DM}} - M_{\text{eff}}$ plane that we obtain by fitting selected simplified models from Table III to data \mathbf{d} generated from model $\hat{\mathcal{O}}_1(h_3, \lambda_3)$. In this specific calculation, we assume $\mu_S \simeq 100$, unlike Table III. The fit is performed using MULTINEST [60], and confidence intervals are computed with a modified version of SUPERBAYES, e.g., [61]. As one

⁵For simplicity, in Eq. (7) we have omitted the \mathcal{H} dependence of the function f_{tot} .

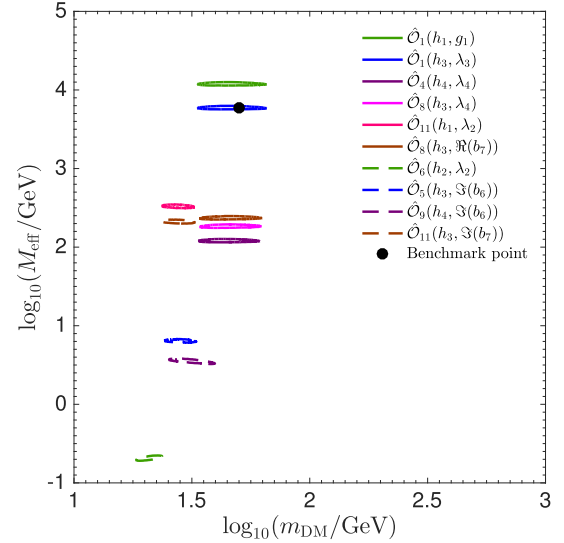


FIG. 2. The 2D 95% confidence intervals in the $m_{\text{DM}} - M_{\text{eff}}$ plane obtained by fitting selected models from Table III to data simulated from model $\hat{\mathcal{O}}(h_3, \lambda_3)$. In the simulation, we set $m_{\text{DM}} = 50$ GeV and $\mu_S \simeq 100$. As one can appreciate from this figure, the error on M_{eff} is small compared to the various astrophysical and collider uncertainties entering our analysis.

can appreciate from this figure, the error on M_{eff} is small compared to the various uncertainties entering our analysis, including those affecting many astrophysical and collider inputs. In this example, data were generated from model $\hat{\mathcal{O}}_1(h_3, \lambda_3)$ in Table III. However, the same conclusion applies to fits to data generated from different simplified models (or to different realizations of the same data). Therefore, if XENONnT will observe $\mathcal{O}(100)$ signal events, the true value of μ_S , and associated values of M_{eff} , will likely be reconstructed with an error that is negligible for our purposes. We will use this result in Sec. IV.

D. DM model selection with XENONnT

In this section we show that $\mathcal{O}(100)$ events at XENONnT are enough to statistically discriminate featureless spectra of type *A* from bumpy spectra of type *B*. As we will see in Sec. IV, this result will allow us to significantly narrow the regions in the $M_{\text{med}}-\sigma$ plane where a monojet signal is expected. It is a non-nested model selection problem that we address as follows. Let us denote by \mathcal{H}_0 the hypothesis, i.e., the simplified model, that we would like to reject, and by \mathcal{H}_a the alternative hypothesis. We base model selection upon the following test statistic:

$$q_0 = -2 \ln \left[\frac{\mathcal{L}(\mathbf{d}|\hat{\boldsymbol{\Theta}}_0, \mathcal{H}_0)}{\mathcal{L}(\mathbf{d}|\hat{\boldsymbol{\Theta}}_a, \mathcal{H}_a)} \right], \quad (11)$$

where \mathcal{L} is the likelihood function of the simulated data \mathbf{d} , and $\hat{\boldsymbol{\Theta}}_0$ ($\hat{\boldsymbol{\Theta}}_a$) is the value of $\boldsymbol{\Theta}_0$ ($\boldsymbol{\Theta}_a$) that maximizes the likelihood \mathcal{L} when fitting the data \mathbf{d} under the hypothesis

\mathcal{H}_0 (\mathcal{H}_a). For \mathcal{L} , we assume Eq. (10). Given the test statistic in Eq. (11), the statistical significance with which \mathcal{H}_0 can be rejected is computed as follows. For each value of μ_S that we consider, we simulate 10000 pseudoexperiments under the hypothesis \mathcal{H}_a . We then construct the PDF of q_0 under \mathcal{H}_a , $f(q_0|\mathbf{d}_{\mathcal{H}_a})$ and calculate the associated median, q_{med} . q_{med} represents the ‘‘typical’’ value of q_0 when DM interacts according to \mathcal{H}_a . Subsequently, we simulate 10000 pseudoexperiments under the hypothesis \mathcal{H}_0 . From these simulations we obtain the PDF of q_0 under \mathcal{H}_0 , $f(q_0|\mathbf{d}_{\mathcal{H}_0})$, and solve for $q_{n\sigma}$ the integral equation

$$1 - \alpha_n = \int_{q_{n\sigma}}^{\infty} dq_0 f(q_0|\mathbf{d}_{\mathcal{H}_0}), \quad (12)$$

where $\alpha_1 = 0.6827$, $\alpha_2 = 0.9545$, and $\alpha_3 = 0.9973$. By comparing q_{med} with $q_{n\sigma}$, we obtain a measure of the

statistical significance with which the \mathcal{H}_0 hypothesis can be rejected. For example, for $q_{\text{med}} = q_{2\sigma}$ data imply a 2σ rejection of \mathcal{H}_0 .

We now apply the method illustrated above to the case in which the hypothesis $\mathcal{H}_0 = \mathcal{H}_8^{s=1/2}$ assumes spin 1/2 DM interacting through $\hat{\mathcal{O}}_8$ and $\mathcal{H}_a = \mathcal{H}_{11}^{s=1/2}$ assumes spin 1/2 DM interacting through $\hat{\mathcal{O}}_{11}$. Figure 3 shows the PDFs $f(q_0|\mathbf{d}_{\mathcal{H}_0})$ and $f(q_0|\mathbf{d}_{\mathcal{H}_a})$ that we obtain in this case for different choices of μ_S and of the DM particle mass m_{DM} . For each choice of input parameters, Fig. 3 also shows the median of the $f(q_0|\mathbf{d}_{\mathcal{H}_a})$ PDF, and the 1σ , 2σ , and 3σ thresholds $q_{n\sigma}$, $n = 1, 2, 3$, derived from $f(q_0|\mathbf{d}_{\mathcal{H}_0})$. For $m_{\text{DM}} = 30$ GeV, 150 signal events at XENONnT allows one to discriminate spectra of type *A* from spectra of type *B* with a statistical significance of $\sim 2\sigma$. For smaller masses the statistical significance decreases, since spectral differences are to a large extent below the experimental

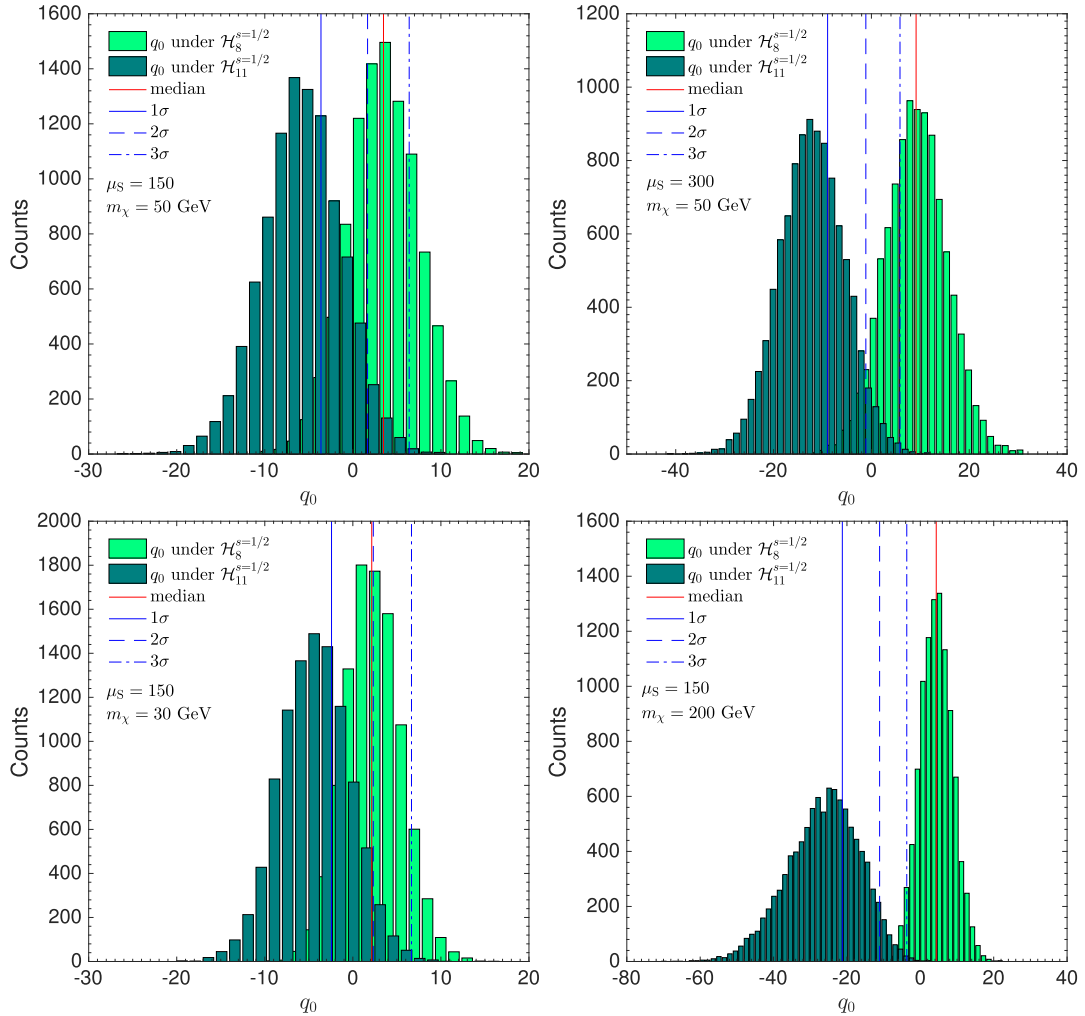


FIG. 3. PDFs $f(q_0|\mathbf{d}_{\mathcal{H}_0})$ and $f(q_0|\mathbf{d}_{\mathcal{H}_a})$ obtained for the hypotheses $\mathcal{H}_0 = \mathcal{H}_8^{s=1/2}$ (spin 1/2 DM interacting through $\hat{\mathcal{O}}_8$) and $\mathcal{H}_a = \mathcal{H}_{11}^{s=1/2}$ (spin 1/2 DM interacting through $\hat{\mathcal{O}}_{11}$) and different choices of μ_S and of the DM particle mass m_{DM} . For each choice of input parameters, the four panels also show the median of the $f(q_0|\mathbf{d}_{\mathcal{H}_a})$ PDF (red curve), and the 1σ , 2σ , and 3σ thresholds $q_{n\sigma}$, $n = 1, 2, 3$ (blue curves), derived from $f(q_0|\mathbf{d}_{\mathcal{H}_0})$.

threshold. For larger masses the statistical significance of the rejection increases, being larger than 3σ for $m_{\text{DM}} = 200$ GeV. The results illustrated in this specific example are general, and also apply to other pairs of spectra of type A and B. We will use this result in Sec. IV.

IV. IMPACT ON LHC MONOJET SEARCHES

In this section, we will show that the hypothetical detection of $\mathcal{O}(100)$ events at XENONnT can only be explained within relatively narrow model dependent regions of the $M_{\text{med}}-\sigma$ plane. Comparing these regions to the LHC current limits and projected sensitivity, we will forecast the outcome of the LHC Run 3 based on the hypothetical XENONnT signal. For the simplified model in Table III to be detected at XENONnT, the mediator necessarily couples to Standard Model quarks. Hence, the mediator can be produced in proton-proton collision at the LHC and decay to a pair of DM particles which will escape the detector. If an additional gluon or quark is emitted from the initial state (see, e.g., Fig. 4), this will lead to a single jet plus missing transverse energy \cancel{E}_T in the detector [62–68], the so-called “monojet” signature we will focus on in the following.

In the following, the LHC current limits on and projected sensitivity to σ are presented in Sec. IVA, our monojet simulations are described in Sec. IV B, while our XENONnT-based forecasts for the LHC Run 3 are illustrated in Sec. IV C.

A. Current limits and projections

For vector, axial-vector, scalar, and pseudoscalar mediators, and for selected values of the coupling constants, current limits on the monojet production cross section σ can be extracted from Ref. [64] for CMS and from Ref. [63] for ATLAS. For different simplified models and parameter values, limits on σ are not available. However, since we only consider final states involving a hadronic jet and \cancel{E}_T , we can assume that upper limits on the fiducial cross section $\sigma_{\text{fid}} \equiv \sigma \times \mathcal{A}$ are approximately universal, i.e., model independent, where \mathcal{A} is the detector acceptance after selection cuts.⁶ Comparing predictions for different simplified models, it is therefore convenient to focus on the $M_{\text{med}} - (\sigma \times \mathcal{A})$ plane. In this plane, all simplified models are subject to the same constraint, which can be obtained computing the upper limit on $\sigma \times \mathcal{A}$ at a given point in the parameter space of a reference simplified model. For example, the 95% C.L. exclusion limit on M_{med} for an axial-vector mediator with couplings $g_{\text{DM}} = 1$ and $g_q = 0.25$ is $M_{\text{med}} \gtrsim 1950$ GeV for $m_{\text{DM}} \lesssim 100$ GeV

⁶Here we derived LHC constraints on the fiducial cross section. Considering differential cross sections in terms of the jet p_T and comparing background and signal prediction bin by bin would make our constraints more robust, but we leave this second approach for future work.

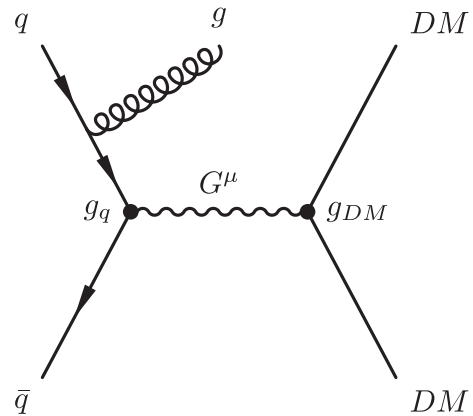


FIG. 4. Example of a diagram where a gluon is emitted from an initial state quark, leading to monojet after hadronization and showering of the gluon.

[64] (here we focus on CMS limits, since these are more constraining). For the integrated luminosity of 12.9 fb^{-1} given in [64], we find that this upper limit corresponds to $\sigma \times \mathcal{A} \approx 40 \text{ fb}$ in our numerical simulations, which represents the current LHC limit on $\sigma \times \mathcal{A}$. For each simplified model in Table III, we express $\sigma \times \mathcal{A}$ as a function of masses and couplings as explained in Sec. IV B.

We also project the LHC sensitivity to σ for an integrated luminosity of 300 fb^{-1} as expected after Run 3 of the LHC as well as for the expected 3000 fb^{-1} after the high luminosity LHC run. A discussion of planned detector upgrades and expected performances can be found in Refs. [62,69,70], and in Ref. [68] in the context of monojet searches for vector mediators. How exactly the sensitivity will improve for each specific search and each individual model considered here depends on the details of the detector upgrades and how much the systematic uncertainties can be improved in the future. Because of these unpredictabilities, we chose to consider two scenarios in the following: (a) the sensitivity to σ scales with \sqrt{L} , and (b) linear in L . Scenario (a) corresponds to a signal dominated by the statistical error on the experimental backgrounds, and (b) implies further improvements in background rejection and signal analysis (or a background-free signal region).

B. Simulation of monojet events

For the simulation of monojet events and associated Monte Carlo integration of the production cross section σ , we use the WHIZARD software package [71,72]. In so doing, we implement all models in the Appendix directly in WHIZARD as custom model files by extending the default Standard Model implementation. We calculate mediator decay width and scattering cross section for selected $2 \rightarrow 2$ processes involving the new particles and couplings analytically to verify our implementation. We also use an

independent implementation in MADGRAPH5_AMC@NLO [73] to cross-check several of our results, using custom model files generated with FEYNRULES [74–76]. We find agreement better than 10% between the WHIZARD and MADGRAPH implementations, well within the systematic error. All calculations are performed at leading order. However, for simplified models with (pseudo)scalar mediators we verified our results using MADGRAPH implementations including effective gluon-fusion vertices, which were in turn validated by one-loop calculations in MADGRAPH. We compute cross sections at the current LHC center-of-mass energy⁷ $\sqrt{s} = 13$ TeV. We use the “CT14lo” pdfset interfaced via LHAPDF6 [77], which is also used to obtain the value of the strong coupling constant α_s at the interaction energy scale. Since the PDFs have to be extrapolated to the TeV range, a systematic error of 10% to 20% cannot be avoided. This systematic error will clearly dominate over any statistical error in our simulations.

In the calculations, we consider all processes with a pair of DM and a single (anti)quark or gluon in the final state, $p + p \rightarrow \chi + \bar{\chi} + q$, $p + p \rightarrow \chi + \bar{\chi} + \bar{q}$, and $p + p \rightarrow \chi + \bar{\chi} + g$. In the case of scalar or vector DM, χ is replaced by S and G^ν , respectively. The colored particles will correspond to jets in the detector due to hadronization and parton showering. To allow us to compare several of the simplified models over the whole parameter space of interest in a reasonable amount of time, we will only consider event-level cross sections without showering and hadronization. We expect this to have no significant impact on our study, since reconstruction efficiency will be similar in all models considered here. We take detector acceptance into account by imposing event-level cuts

$$|\eta| < 2.5, \quad \text{and} \quad \cancel{E}_T > 200 \text{ GeV}. \quad (13)$$

The cut on the pseudorapidity η takes the detector geometry into account, corresponding to typical cuts employed in ATLAS and CMS analyses to exclude the region close to the beam which is not well covered by trackers and calorimeters. In particular, we use the same cuts as for deriving the limits in the previous Sec. IV A [64]. Usually, additional cuts are imposed to avoid misidentification of jets. However, we can neglect these for our purposes, since we are only considering processes at event level. Furthermore, due to these cuts, we will consider only final states containing exactly one hard jet with $p_T > 100$ GeV, which can be accurately calculated by a $2 \rightarrow 3$ matrix element. For this reason softer collinear jets from initial state radiation, which would require a more careful jet

matching, do not contribute significantly to our signal and are therefore not included in our analysis.

C. XENONnT-based monojet predictions

1. Predictions based on parameter inference

In Sec. III D, we have shown that the detection of $\mathcal{O}(100)$ signal events at XENONnT allows us to reconstruct the true value of μ_S within a negligibly small error. We have also argued that this holds true independently of the model underlying the signal and of the model assumed fitting the data. Accordingly, here we assume that the detection of a signal at XENONnT implies the constraint $M_{\text{eff}} = \mathcal{F}_{\text{mod}} \mu_S^{-4}$, where for a given simplified model \mathcal{F}_{mod} is a calculable factor. Furthermore, here we set $\mu_S = 150$. However, in contrast to Sec. III, here we calculate μ_S by integrating Eq. (6) from 5 keV to 45 keV, in order to allow for a direct comparison of our results with those in [27]. In addition, we impose that the coupling constants g_q and g_{DM} are perturbative: $g_q, g_{\text{DM}} < \sqrt{4\pi}$. Combining the constraint on M_{eff} with the perturbative requirements, we obtain the regions in the $M_{\text{med}} - (\sigma \times \mathcal{A})$ plane that can consistently explain the observed XENONnT signal. While constructing such regions, for each benchmark point as listed in Table III we scan over mediator masses in the range from 1 to 10 TeV in steps of 250 GeV, as well as over the g_{DM} values 10^{-6} , 10^{-5} , 10^{-4} , 10^{-3} , 0.01, 0.1, 0.5, 1., 1.5, 2, 2.5, and $\sqrt{4\pi}$. The coupling constant g_q is then obtained according to Eq. (9), and to guarantee perturbativity we also require $g_q < \sqrt{4\pi}$. To be consistent with the effective operator framework, the mediator width should be small compared to its mass $\Gamma_{\text{med}} \ll M_{\text{med}}$. As a conservative upper limit we require $\Gamma_{\text{med}} \leq M_{\text{med}}$. For parameter points fulfilling these criteria, we compute the corresponding monojet cross section, accounting for the detector acceptance as described in Sec. IV B. As an aside remark, we note that the limit on the decay width usually requires couplings $g_q, g_{\text{DM}} \ll \sqrt{4\pi}$ and is therefore more relevant.

Figure 5 provides the reader with an illustrative example of the procedure described above. It shows how the monojet cross section for the $\hat{\mathcal{O}}_1(h_3, \lambda_3)$ model varies with g_{DM} and M_{med} , if $M_{\text{eff}} = \mathcal{F}_{\text{mod}} \mu_S^{-4}$. In this calculation we assume $m_{\text{DM}} = 50$ GeV. Taking the enveloping region of the curves for various couplings in the figure, we obtain the region in the $M_{\text{med}} - (\sigma \times \mathcal{A})$ plane that can consistently explain $\mu_S = 150$ in the case of the model $\hat{\mathcal{O}}_1(h_3, \lambda_3)$.

Similarly, Fig. 6 shows the regions in the $M_{\text{med}} - (\sigma \times \mathcal{A})$ plane that can consistently explain $\mu_S = 150$ for all models in Table III. For models generating the operator $\hat{\mathcal{O}}_1$ in the nonrelativistic limit, the expected monojet cross sections are not within reach of the LHC Run 3. This result is expected, since for $M_{\text{med}} \sim \mathcal{O}(1)$ TeV, relatively small values of g_q and g_{DM} are required to obtain $\mu_S = 150$

⁷When and if LHC will upgrade to 14 TeV is unclear at this point. Moreover, this would only lead to slightly larger cross sections and would have virtually no impact on our model comparison.

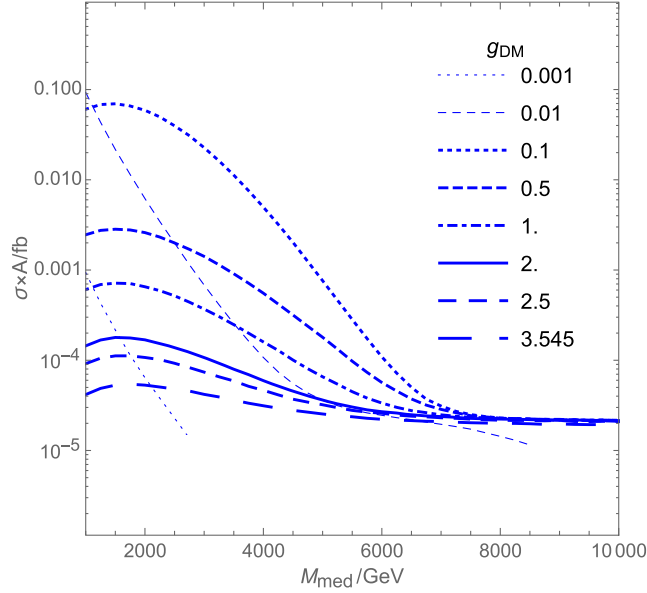


FIG. 5. Monojet cross section times detector acceptance after selection cuts for $\hat{\mathcal{O}}_1(h_3, \lambda_3)$, with $m_{\text{DM}} = 50$ GeV. The mediator mass varies within $1 \text{ TeV} < M_{\text{med}} < 10 \text{ TeV}$. Different curves correspond to distinct values of g_{DM} . Note that in the large M_{med} limit, all curves with not too large Γ_{med} tend to a value of $\sigma \times \mathcal{A}$ corresponding to the effective theory cross section.

signal events. Small values of the coupling constants imply small monojet cross sections. Among the models generating the $\hat{\mathcal{O}}_1$ operator, model $\hat{\mathcal{O}}_1(h_3, b_5)$ predicts the largest monojet cross section. However, the predicted cross section

remains below the LHC Run 3 projected sensitivity, as long as the latter is assumed to scale as the square root of the integrated luminosity L . For momentum- or velocity-dependent operators, larger coupling constants are required to obtain $\mu_S = 150$, and therefore larger monojet cross sections are generically expected. For these reasons, $\hat{\mathcal{O}}_1$ and the other operators are associated with distinct portions of the $M_{\text{med}} - (\sigma \times \mathcal{A})$ plane. The only exception to this conclusion is the partial superposition between the region associated with $\hat{\mathcal{O}}_1(h_3, b_5)$ and the one corresponding to $\hat{\mathcal{O}}_{11}(h_1, \lambda_2)$. Models not appearing in Fig. 6 are already excluded, as they would correspond to regions with $M_{\text{med}} < 1 \text{ TeV}$ and $\sigma \times \mathcal{A} \gg 40 \text{ pb}$. As for Fig. 5, here we assume $m_{\text{DM}} = 50 \text{ GeV}$. In Fig. 6, we also report current limits on and projected sensitivity to $\sigma \times \mathcal{A}$, estimated as described in Sec. IVA in detail. For completeness, we compare our predictions with the projected sensitivity computed for the cases in which the sensitivity scales with L linearly (e.g., as in the case of a background free experiment) and like \sqrt{L} (as in the case in which the sensitivity is dominated by the statistical error on the experimental backgrounds). However, from now onwards our conclusions will be based upon the \sqrt{L} scaling, which is more conservative. If DM is assumed to interact with quarks through one of the simplified models in Table III, Fig. 6 shows where the LHC searches for monojet events should focus. From this perspective, Fig. 6 represents an important guideline for the ATLAS and CMS Collaborations.

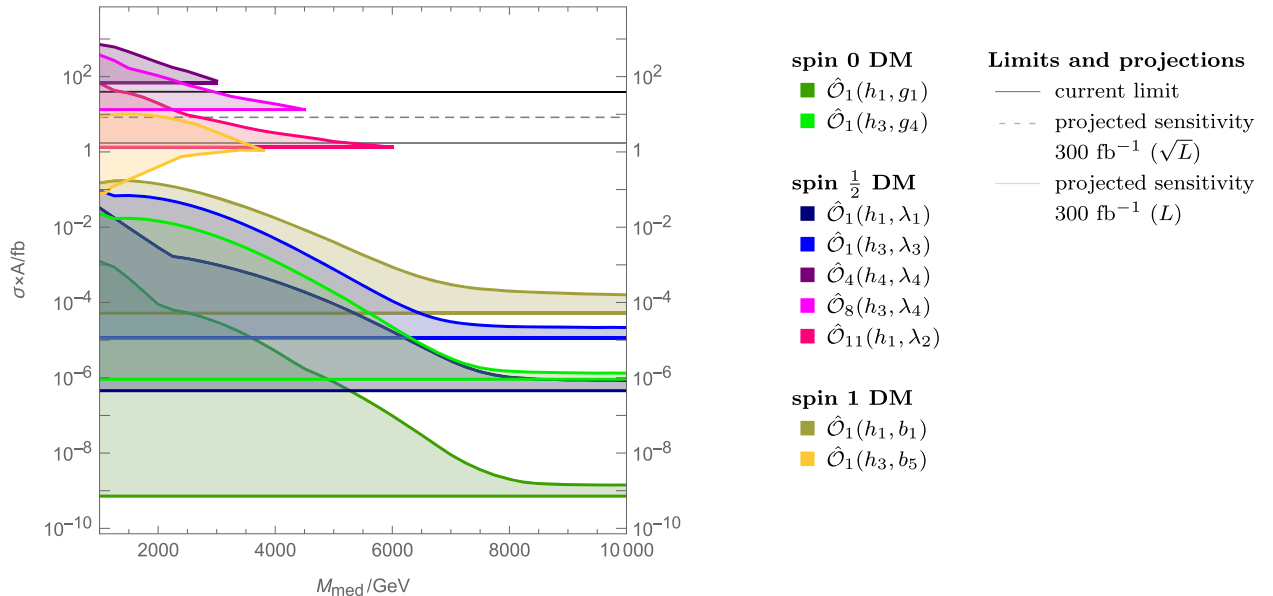


FIG. 6. XENONnT-predicted monojet cross sections as a function of M_{med} for the models in Table III compared with the LHC current limits and projected sensitivity. We assume $\mu_S = 150$ signal events at XENONnT, $m_{\text{DM}} = 50 \text{ GeV}$, and vary the mediator mass within $1 \text{ TeV} < M_{\text{med}} < 10 \text{ TeV}$. The projected sensitivity for an integrated luminosity of 300 fb^{-1} is $\sigma \times \mathcal{A} = 8.3(1.7) \text{ fb}$, when the sensitivity scales like \sqrt{L} (L). For the HL-LHC run (integrated luminosity 3000 fb^{-1}), the projected sensitivity (not shown in the figure) is $\sigma \times \mathcal{A} = 2.6(0.2) \text{ fb}$, when the sensitivity scales like \sqrt{L} (L).

2. Predictions based on model selection

In Sec. III D, we have shown that the detection of $\mathcal{O}(100)$ signal events at XENONnT allows us to discriminate featureless spectra of type *A* from bumpy spectra of type *B*. Combining this result with the information in Fig. 6, we find that at the end of the LHC Run 3 only two mutually exclusive scenarios would be compatible with the detection of $\mathcal{O}(100)$ signal events at XENONnT. In a first scenario, the spectral distribution of the $\mathcal{O}(100)$ signal events is of type *A*. If a monojet signal is detected at the LHC, DM must have spin 1/2 and its interactions with nucleons must be of type $\hat{\mathcal{O}}_8$. If a monojet signal is not detected at the LHC, DM-nucleon interactions must be of type $\hat{\mathcal{O}}_1$. In a second scenario, the spectral distribution of the $\mathcal{O}(100)$ signal events is of type *B*, a monojet signal can be detected at the LHC, and DM must have spin 1/2 and interact with nucleons through the operator $\hat{\mathcal{O}}_{11}$. We therefore conclude that the observation of $\mathcal{O}(100)$ signal events at XENONnT combined with the detection or the lack of detection of a monojet signal at the LHC Run 3 would significantly narrow the range of possible DM-nucleon interactions. As we demonstrated above, it can also provide key information on the DM particle spin.

V. DISCUSSION

Here we briefly discuss the validity regime of the results found in the previous sections, and we comment on possible future developments. In Sec. IV C, we have presented results for $m_{\text{DM}} = 50$ GeV, finding that only two mutually exclusive scenarios would be compatible with the detection of $\mathcal{O}(100)$ signal events at XENONnT. In particular, based on the hypothetical observation of $\mathcal{O}(100)$ events at XENONnT, we have shown that models generating $\hat{\mathcal{O}}_1$ are not within reach of the LHC Run 3 monojet

searches, whereas models generating $\hat{\mathcal{O}}_8$ or $\hat{\mathcal{O}}_{11}$ can produce observable monojet signals. Figure 7 shows that this conclusion holds true also for DM particle masses in the range $10 \text{ GeV} < m_{\text{DM}} < 200 \text{ GeV}$. Specifically, it shows the regions in the $M_{\text{med}} - (\sigma \times \mathcal{A})$ plane that are compatible with $\mu_S = 150$ for the models $\hat{\mathcal{O}}_1(h_3, b_5)$, $\hat{\mathcal{O}}_1(h_1, b_1)$, and $\hat{\mathcal{O}}_{11}(h_1, \lambda_2)$ for $m_{\text{DM}} = 10, 30, 50, 100,$ and 200 GeV. We find that for the two $\hat{\mathcal{O}}_1$ models, and for $M_{\text{med}} \gtrsim 10$ GeV, the compatible regions remain below the projected sensitivity of the LHC Run 3, assuming that the LHC sensitivity scales like \sqrt{L} . At the same time, model $\hat{\mathcal{O}}_{11}(h_1, \lambda_2)$ (and all other models different from $\hat{\mathcal{O}}_1$) remain testable, or partly testable, at the LHC Run 3.

The results presented in the previous sections assumed $\mu_S = 150$ signal events. Here we briefly describe how our conclusions would change by decreasing μ_S . As long as μ_S is large enough such that the errors on the *y* axis of Fig. 2 can be considered small, changing μ_S by a factor of $1/x$ is equivalent to rescaling M_{eff} by a factor of $x^{1/4}$. This rescaling shifts the colored regions in Fig. 6 by a factor of x toward smaller cross sections. Consequently, models which are not compatible with $\mu_S = 150$, because they are already ruled out by current LHC monojet searches (if $\mu_S = 150$), would not be in conflict with observations and remain detectable for smaller values of μ_S . For the same reasons, model $\hat{\mathcal{O}}_4(h_4, \lambda_4)$ —arguably the most studied case of spin-dependent interaction—would be excluded by current LHC monojet searches if $\mu_S = 150$, but remains compatible with observations for smaller values of μ_S . The effect of rescaling the number of signal events is illustrated for the case of model $\hat{\mathcal{O}}_{11}(h_1, \lambda_2)$ and for $m_\chi = 50$ GeV in Fig. 8.

We now comment on the impact of operator mixing on our results. When matching the simplified models in

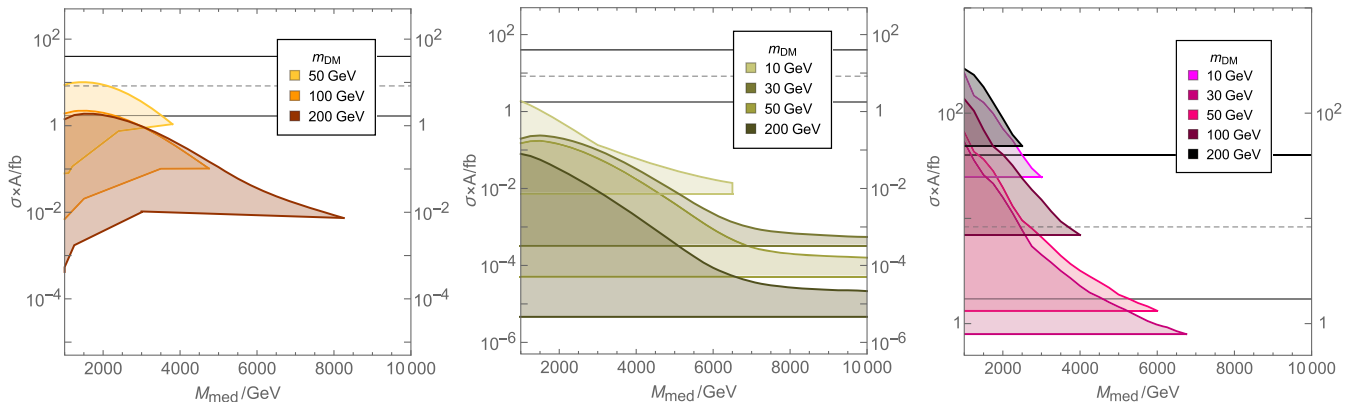


FIG. 7. Regions in the $M_{\text{med}} - (\sigma \times \mathcal{A})$ plane that are compatible with the detection of $\mu_S = 150$ signal events at XENONnT for three representative simplified models, namely $\hat{\mathcal{O}}_1(h_3, b_5)$, $\hat{\mathcal{O}}_1(h_1, b_1)$, and $\hat{\mathcal{O}}_{11}(h_1, \lambda_2)$, and for the DM particle masses $m_{\text{DM}} = 10, 30, 50, 100,$ and 200 GeV. For model $\hat{\mathcal{O}}_1(h_1, b_1)$ the case $m_{\text{DM}} = 100$ GeV is omitted, since it only marginally differs from the one $m_{\text{DM}} = 50$ GeV. For model $\hat{\mathcal{O}}_1(h_3, b_5)$ and for $m_{\text{DM}} = 10$ GeV and $m_{\text{DM}} = 30$ GeV, the corresponding regions in the $M_{\text{med}} - (\sigma \times \mathcal{A})$ plane are empty, mainly because of the decay width constraint.

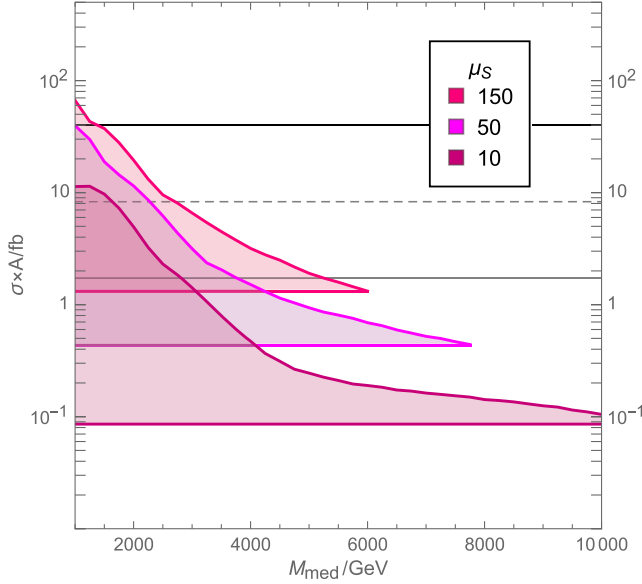


FIG. 8. Same as for Fig. 6, but now for different values of μ_S , and for the model $\hat{\mathcal{O}}_{11}(h_1, \lambda_2)$ only.

Table III, which are defined at the TeV scale, with the nonrelativistic operators in Table I, which are defined at the nuclear scale, one has in principle to take the evolution of the couplings between the two scales into account [51,52,78]. In most of the cases, this will lead to corrections to the scattering rates at the few percent level, which can thus be neglected to a first approximation. There is, however, an important exception to this statement. This is the case when the running of the coupling constants leads to a mixing between different operators. Although coupling constants of radiatively generated operators are predicted to be a few percent of the coupling constants associated with tree-level operators [78], the former might still generate the dominant contribution to the rate of nuclear recoils at XENONnT. Let us illustrate this point with an example. In the case of fermionic DM with coupling constants $h_4 \neq 0$ and $\lambda_3 \neq 0$, for instance, operator mixing introduces an interaction via h_3 . This new interaction will have $\hat{\mathcal{O}}_1$ in its nonrelativistic limit, while one would have naively expected a (leading) contribution from $\hat{\mathcal{O}}_7$ only. Importantly, the latter operator is proportional to \mathbf{v}^\perp , while $\hat{\mathcal{O}}_1$ is not. Thus $\hat{\mathcal{O}}_1$ becomes the leading operator for direct detection experiments. This can happen in models⁸ with an axial-vector coupling to quarks (h_4) mixing with a vector coupling (h_3), and generating the operator $\hat{\mathcal{O}}_1$. If the induced value of h_3 is $\sqrt{10}$ % of the h_3 value producing $\mu_S = 150$ when $M_{\text{med}} = 14564$ GeV and $\lambda_3 = 0.1$ [78], then the rescaled mediator mass needed to generate 150

⁸Among the models considered in Table III, this is the case for scalar DM with couplings g_4 and h_4 , fermionic DM with couplings λ_3 and h_4 , and vector DM with couplings b_5 and h_4 .

events at XENONnT would be $M_{\text{med}} = 14564 \text{ GeV} \times \sqrt[4]{0.1} = 8190 \text{ GeV}$. This value is much larger than $M_{\text{med}} \sim \mathcal{O}(1)$ GeV, the value of M_{med} needed to have a significant number of events via $\hat{\mathcal{O}}_7$ with $h_4 = \lambda_3 = 0.1$. Accordingly, the $\hat{\mathcal{O}}_7$ operator would give no significant contribution to the rate of signal events at XENONnT.⁹ From the LHC perspective, a model with couplings h_4 and λ_3 would behave like model $\hat{\mathcal{O}}_1(h_3, \lambda_3)$, with an effective mass a factor of $\sqrt[4]{10}$ smaller (axial and vector quark couplings to the mediator are effectively indistinguishable at the LHC). Consequently, for the model with couplings h_4 and λ_3 the predicted signal region in the $M_{\text{med}} - (\sigma \times \mathcal{A})$ plane is expected to be about 1 order of magnitude above the one of the tree-level $\hat{\mathcal{O}}_1(h_3, \lambda_3)$ model. This signal region would be (partly) below the projected sensitivity of the LHC Run 3. Consequently, if running effects are not suppressed, e.g., via nonuniversal DM-quark coupling or loop diagram cancellation—as we have assumed so far—then the lack of detection of a monojet signal at the LHC Run 3 would not necessarily indicate that DM interacts with nucleons through $\hat{\mathcal{O}}_1$. Other than that, our conclusions remain unchanged.

Finally, we briefly comment on possible future developments. The present analysis does not consider effects that might arise from a nonuniversal coupling of DM to quarks, from chiral effective field theory corrections to the coupling constants of the nonrelativistic operators in Table I, and from mediators that are charged under the Standard Model gauge group. We also do not consider constraints from the relic density (or discuss nonthermal production mechanisms for the simplified models considered here) and from indirect DM searches and astrophysical probes. We leave an analysis of these aspects for future work.

VI. CONCLUSION

We have developed a method to forecast the outcome of the LHC Run 3 based on the hypothetical detection of $\mathcal{O}(100)$ signal events at XENONnT. Our method relies on the systematic classification of renormalizable single-mediator models for DM-quark interactions provided in [27]. The proposed method consists of two stages. In a first stage, it allows us to identify the regions in the mediator mass versus the monojet cross-section plane that are compatible with the observation of $\mathcal{O}(100)$ events at XENONnT. This first information is an important guideline for the experimental collaborations searching for DM at the LHC. In a second stage, the method allows us to identify

⁹Considering operator evolution and mixing, however, the induced h_3 coupling comes from running effects and therefore is not independent of the mediator mass anymore. Instead it depends on it logarithmically. This dependence, however, only changes M_{eff} by at most an order one factor, when varying M_{med} from 1 to 5 TeV.

the correct (family of) DM-nucleon interaction(s) and possibly the DM particle spin based upon the observation, or the lack of observation, of a monojet signal at the end of the LHC Run 3. We have applied our method to simulated XENONnT data and found that only two mutually exclusive scenarios would be compatible with the detection of $\mathcal{O}(100)$ signal events at XENONnT at the end of the LHC Run 3. In the first scenario, the energy distribution of the simulated signal events is featureless, as for canonical spin-independent interactions described by the operator $\hat{\mathcal{O}}_1$ in Table I. In this first scenario, if a monojet signal is detected at the LHC, DM must have spin 1/2 and interact with nucleons through the velocity-dependent operator $\hat{\mathcal{O}}_8$. In contrast, if a monojet signal is not detected, DM must interact with nucleons through canonical spin-independent interactions. In a second scenario, the spectral distribution of the simulated signal goes to zero in the zero momentum transfer limit. In this second scenario, a monojet signal can be detected at the LHC Run 3, and DM must have spin 1/2 and interact with nucleons through the momentum-dependent operator $\hat{\mathcal{O}}_{11}$. In summary, the observation of $\mathcal{O}(100)$ signal events at XENONnT combined with the detection, or the lack of detection, of a monojet signal at the LHC Run 3 would significantly narrow the (as of yet broad) range of possible DM-nucleon interactions. At the same time, it can also provide key information on the DM particle spin.

ACKNOWLEDGMENTS

We would like to thank Felix Kahlhoefer for useful insights into how to improve the LHC constraints presented here. We also thank Andrew Cheek for pointing out some typos in Table II. This work has been supported by the Knut and Alice Wallenberg Foundation (Principal Investigator: Jan Conrad; Co-Investigators: Christian Forssén, Katherine Freese, and Thomas Schwetz-Mangold) and is performed in the context of the Swedish Consortium for Direct Detection of dark matter (SweDCube). K. F. acknowledges support from DOE Grant No. DE-SC0007859 at the University of Michigan as well as support from the Michigan Center for Theoretical Physics. K. F. and S. B. acknowledges support by the Vetenskapsrådet (Swedish Research Council) through Contract No. 638-2013-8993 and the Oskar Klein Centre for Cosmoparticle Physics. This investigation has also been supported by the Munich Institute for Astro- and Particle Physics (MIAPP) within the Deutsche Forschungsgemeinschaft (DFG) cluster of excellence ‘‘Origin and Structure of the Universe.’’ Finally, we would like to thank the participants of the programme ‘‘Astro-, Particle and Nuclear Physics of Dark Matter Direct Detection,’’ hosted by MIAPP, for many valuable discussions.

APPENDIX: LAGRANGIANS OF SIMPLIFIED MODELS

We list here all Lagrangians for the simplified models considered in this work [27].

1. Scalar DM

Scalar mediator:

$$\begin{aligned} \mathcal{L}_{S\phi q} = & \partial_\mu S^\dagger \partial^\mu S - m_S^2 S^\dagger S - \frac{\lambda_S}{2} (S^\dagger S)^2 + \frac{1}{2} \partial_\mu \phi \partial^\mu \phi \\ & - \frac{1}{2} m_\phi^2 \phi^2 - \frac{m_\phi \mu_1}{3} \phi^3 - \frac{\mu_2}{4} \phi^4 + i\bar{q}\not{D}q - m_q \bar{q}q \\ & - g_1 m_S S^\dagger S \phi - \frac{g_2}{2} S^\dagger S \phi^2 - h_1 \bar{q}q\phi - ih_2 \bar{q}\gamma^5 q\phi. \end{aligned} \quad (\text{A1})$$

Vector mediator:

$$\begin{aligned} \mathcal{L}_{SGq} = & \partial_\mu S^\dagger \partial^\mu S - m_S^2 S^\dagger S - \frac{\lambda_S}{2} (S^\dagger S)^2 - \frac{1}{4} G_{\mu\nu} G^{\mu\nu} \\ & + \frac{1}{2} m_G^2 G_\mu G^\mu - \frac{\lambda_G}{4} (G_\mu G^\mu)^2 + i\bar{q}\not{D}q - m_q \bar{q}q \\ & - \frac{g_3}{2} S^\dagger S G_\mu G^\mu - ig_4 (S^\dagger \partial_\mu S - \partial_\mu S^\dagger S) G^\mu \\ & - h_3 (\bar{q}\gamma_\mu q) G^\mu - h_4 (\bar{q}\gamma_\mu \gamma^5 q) G^\mu. \end{aligned} \quad (\text{A2})$$

2. Fermionic DM

Scalar mediator:

$$\begin{aligned} \mathcal{L}_{\chi\phi q} = & i\bar{\chi}\not{D}\chi - m_\chi \bar{\chi}\chi + \frac{1}{2} \partial_\mu \phi \partial^\mu \phi - \frac{1}{2} m_\phi^2 \phi^2 - \frac{m_\phi \mu_1}{3} \phi^3 \\ & - \frac{\mu_2}{4} \phi^4 + i\bar{q}\not{D}q - m_q \bar{q}q - \lambda_1 \phi \bar{\chi}\chi - i\lambda_2 \phi \bar{\chi}\gamma^5 \chi \\ & - h_1 \phi \bar{q}q - ih_2 \phi \bar{q}\gamma^5 q. \end{aligned} \quad (\text{A3})$$

Vector mediator:

$$\begin{aligned} \mathcal{L}_{\chi Gq} = & i\bar{\chi}\not{D}\chi - m_\chi \bar{\chi}\chi - \frac{1}{4} G_{\mu\nu} G^{\mu\nu} + \frac{1}{2} m_G^2 G_\mu G^\mu + i\bar{q}\not{D}q \\ & - m_q \bar{q}q - \lambda_3 \bar{\chi}\gamma^\mu \chi G_\mu - \lambda_4 \bar{\chi}\gamma^\mu \gamma^5 \chi G_\mu - h_3 \bar{q}\gamma_\mu q G^\mu \\ & - h_4 \bar{q}\gamma_\mu \gamma^5 q G^\mu. \end{aligned} \quad (\text{A4})$$

3. Vector DM

Scalar mediator:

$$\begin{aligned} \mathcal{L}_{X\phi q} = & -\frac{1}{2} \mathcal{X}_{\mu\nu}^\dagger \mathcal{X}^{\mu\nu} + m_X^2 X_\mu^\dagger X^\mu - \frac{\lambda_X}{2} (X_\mu^\dagger X^\mu)^2 + \frac{1}{2} (\partial_\mu \phi)^2 - \frac{1}{2} m_\phi^2 \phi^2 - \frac{m_\phi \mu_1}{3} \phi^3 - \frac{\mu_2}{4} \phi^4 + i\bar{q}\not{D}q - m_q \bar{q}q \\ & - b_1 m_X \phi X_\mu^\dagger X^\mu - \frac{b_2}{2} \phi^2 X_\mu^\dagger X^\mu - h_1 \phi \bar{q}q - ih_2 \phi \bar{q}\gamma^5 q. \end{aligned} \quad (\text{A5})$$

Vector mediator:

$$\begin{aligned} \mathcal{L}_{XGq} = & -\frac{1}{2} \mathcal{X}_{\mu\nu}^\dagger \mathcal{X}^{\mu\nu} + m_X^2 X_\mu^\dagger X^\mu - \frac{\lambda_X}{2} (X_\mu^\dagger X^\mu)^2 - \frac{1}{4} \mathcal{G}_{\mu\nu} \mathcal{G}^{\mu\nu} + \frac{1}{2} m_G^2 G_\mu^2 - \frac{\lambda_G}{4} (G_\mu G^\mu)^2 + i\bar{q}\not{D}q - m_q \bar{q}q \\ & - \frac{b_3}{2} G_\mu^2 (X_\nu^\dagger X^\nu) - \frac{b_4}{2} (G^\mu G^\nu) (X_\mu^\dagger X_\nu) - [ib_5 X_\nu^\dagger \partial_\mu X^\nu G^\mu + b_6 X_\mu^\dagger \partial^\mu X_\nu G^\nu + b_7 \varepsilon_{\mu\nu\rho\sigma} (X^{\dagger\mu} \partial^\nu X^\rho) G^\sigma + \text{H.c.}] \\ & - h_3 G_\mu \bar{q}\gamma^\mu q - h_4 G_\mu \bar{q}\gamma^\mu \gamma^5 q. \end{aligned} \quad (\text{A6})$$

-
- [1] G. Bertone and D. Hooper, [arXiv:1605.04909](#).
- [2] F. Iocco, M. Pato, and G. Bertone, *Nat. Phys.* **11**, 245 (2015).
- [3] P. A. R. Ade *et al.* (Planck Collaboration), *Astron. Astrophys.* **594**, A13 (2016).
- [4] G. Bertone, D. Hooper, and J. Silk, *Phys. Rep.* **405**, 279 (2005).
- [5] A. Drukier and L. Stodolsky, *Phys. Rev. D* **30**, 2295 (1984).
- [6] M. W. Goodman and E. Witten, *Phys. Rev. D* **31**, 3059 (1985).
- [7] A. K. Drukier, K. Freese, and D. N. Spergel, *Phys. Rev. D* **33**, 3495 (1986).
- [8] L. Bergstrom, *Rep. Prog. Phys.* **63**, 793 (2000).
- [9] E. Aprile *et al.* (XENON Collaboration), *Phys. Rev. Lett.* **119**, 181301 (2017).
- [10] X. Cui *et al.* (PandaX-II Collaboration), *Phys. Rev. Lett.* **119**, 181302 (2017).
- [11] D. S. Akerib *et al.* (LUX Collaboration), *Phys. Rev. Lett.* **118**, 021303 (2017).
- [12] E. Aprile *et al.* (XENON Collaboration), *J. Cosmol. Astropart. Phys.* **04** (2016) 027.
- [13] B. J. Mount *et al.*, [arXiv:1703.09144](#).
- [14] J. Aalbers *et al.* (DARWIN Collaboration), *J. Cosmol. Astropart. Phys.* **11** (2016) 017.
- [15] L. Roszkowski, E. M. Sessolo, and S. Trojanowski, [arXiv:1707.06277](#).
- [16] G. Bertone, *Nature (London)* **468**, 389 (2010).
- [17] F. Kahlhoefer, *Int. J. Mod. Phys. A* **32**, 1730006 (2017).
- [18] T. Bringmann *et al.* (GAMBIT Dark Matter Workgroup Collaboration), *Eur. Phys. J. C* **77**, 831 (2017).
- [19] L. Roszkowski, S. Trojanowski, and K. Turzyski, *J. Cosmol. Astropart. Phys.* **10** (2017) 005.
- [20] L. Roszkowski, E. M. Sessolo, S. Trojanowski, and A. J. Williams, *J. Cosmol. Astropart. Phys.* **08** (2016) 033.
- [21] E. A. Baltz, M. Battaglia, M. E. Peskin, and T. Wizansky, *Phys. Rev. D* **74**, 103521 (2006).
- [22] G. Bertone, D. G. Cerdeno, M. Fornasa, R. R. de Austri, and R. Trotta, *Phys. Rev. D* **82**, 055008 (2010).
- [23] R. M. Capdevilla, A. Delgado, A. Martin, and N. Raj, *Phys. Rev. D* **97**, 035016 (2018).
- [24] F. S. Queiroz, W. Rodejohann, and C. E. Yaguna, *Phys. Rev. D* **95**, 095010 (2017).
- [25] B. J. Kavanagh, F. S. Queiroz, W. Rodejohann, and C. E. Yaguna, *J. High Energy Phys.* **10** (2017) 059.
- [26] R. Catena, J. Conrad, C. Dring, A. D. Ferella, and M. B. Krauss, *Phys. Rev. D* **97**, 023007 (2018).
- [27] J. B. Dent, L. M. Krauss, J. L. Newstead, and S. Sabharwal, *Phys. Rev. D* **92**, 063515 (2015).
- [28] J. Abdallah *et al.*, [arXiv:1409.2893](#).
- [29] O. Buchmueller, M. J. Dolan, and C. McCabe, *J. High Energy Phys.* **01** (2014) 025.
- [30] D. Abercrombie *et al.*, [arXiv:1507.00966](#).
- [31] A. L. Fitzpatrick, W. Haxton, E. Katz, N. Lubbers, and Y. Xu, *J. Cosmol. Astropart. Phys.* **02** (2013) 004.
- [32] F. Bishara, J. Brod, B. Grinstein, and J. Zupan, *J. High Energy Phys.* **11** (2017) 059.
- [33] J. Fan, M. Reece, and L.-T. Wang, *J. Cosmol. Astropart. Phys.* **11** (2010) 042.
- [34] N. Anand, A. L. Fitzpatrick, and W. C. Haxton, *Phys. Rev. C* **89**, 065501 (2014).
- [35] R. Catena and B. Schwabe, *J. Cosmol. Astropart. Phys.* **04** (2015) 042.
- [36] M. Cirelli, E. Del Nobile, and P. Panci, *J. Cosmol. Astropart. Phys.* **10** (2013) 019.
- [37] R. Catena and P. Gondolo, *J. Cosmol. Astropart. Phys.* **09** (2014) 045.
- [38] M. I. Gresham and K. M. Zurek, *Phys. Rev. D* **89**, 123521 (2014).
- [39] R. Catena and P. Gondolo, *J. Cosmol. Astropart. Phys.* **08** (2015) 022.
- [40] R. Catena, *J. Cosmol. Astropart. Phys.* **04** (2015) 052.
- [41] R. Catena, *J. Cosmol. Astropart. Phys.* **01** (2017) 059.

- [42] E. Aprile *et al.* (XENON100 Collaboration), *Phys. Rev. D* **96**, 042004 (2017).
- [43] R. Catena, *J. Cosmol. Astropart. Phys.* **09** (2014) 049.
- [44] R. Catena, *J. Cosmol. Astropart. Phys.* **07** (2014) 055.
- [45] R. Catena, *J. Cosmol. Astropart. Phys.* **07** (2015) 026.
- [46] B. J. Kavanagh, R. Catena, and C. Kouvaris, *J. Cosmol. Astropart. Phys.* **01** (2017) 012.
- [47] R. Catena and C. Kouvaris, *Phys. Rev. D* **94**, 023527 (2016).
- [48] R. Catena and C. Kouvaris, *Phys. Rev. D* **96**, 063012 (2017).
- [49] P. Agrawal, Z. Chacko, C. Kilic, and R. K. Mishra, [arXiv:1003.1912](https://arxiv.org/abs/1003.1912).
- [50] K. R. Dienes, J. Kumar, B. Thomas, and D. Yaylali, *Phys. Rev. D* **90**, 015012 (2014).
- [51] A. Crivellin, F. D’Eramo, and M. Procura, *Phys. Rev. Lett.* **112**, 191304 (2014).
- [52] F. D’Eramo and M. Procura, *J. High Energy Phys.* **04** (2015) 054.
- [53] F. Bishara, J. Brod, B. Grinstein, and J. Zupan, *J. Cosmol. Astropart. Phys.* **02** (2017) 009.
- [54] M. Hoferichter, P. Klos, and A. Schwenk, *Phys. Lett. B* **746**, 410 (2015).
- [55] E. Aprile *et al.* (XENON100 Collaboration), *Phys. Rev. D* **84**, 052003 (2011).
- [56] K. Freese, M. Lisanti, and C. Savage, *Rev. Mod. Phys.* **85**, 1561 (2013).
- [57] R. Catena and P. Ullio, *J. Cosmol. Astropart. Phys.* **08** (2010) 004.
- [58] R. Catena and P. Ullio, *J. Cosmol. Astropart. Phys.* **05** (2012) 005.
- [59] G. Cowan, K. Cranmer, E. Gross, and O. Vitells, *Eur. Phys. J. C* **71**, 1554 (2011); **73**, 2501(E) (2013).
- [60] F. Feroz, M. Hobson, and M. Bridges, *Mon. Not. R. Astron. Soc.* **398**, 1601 (2009).
- [61] F. Feroz, K. Cranmer, M. Hobson, R. Ruiz de Austri, and R. Trotta, *J. High Energy Phys.* **6** (2011) 42.
- [62] CERN Technical Report No. ATL-PHYS-PUB-2014-007, 2014.
- [63] M. Aaboud *et al.* (ATLAS Collaboration), *Phys. Rev. D* **94**, 032005 (2016).
- [64] CERN Technical Report No. CMS-PAS-EXO-16-037, 2016.
- [65] CERN Technical Report No. CMS-PAS-EXO-16-013, 2016.
- [66] CERN Technical Report No. CMS-DP-2016-057, 2016.
- [67] M. Chala, F. Kahlhoefer, M. McCullough, G. Nardini, and K. Schmidt-Hoberg, *J. High Energy Phys.* **07** (2015) 089.
- [68] O. Buchmueller, M. J. Dolan, S. A. Malik, and C. McCabe, *J. High Energy Phys.* **01** (2015) 037.
- [69] CMS Collaboration, [arXiv:1307.7135](https://arxiv.org/abs/1307.7135).
- [70] CERN Technical Report No. CMS-PAS-FTR-13-014, 2013.
- [71] W. Kilian, T. Ohl, and J. Reuter, *Eur. Phys. J. C* **71**, 1742 (2011).
- [72] M. Moretti, T. Ohl, and J. Reuter, [arXiv:hep-ph/0102195](https://arxiv.org/abs/hep-ph/0102195).
- [73] J. Alwall, R. Frederix, S. Frixione, V. Hirschi, F. Maltoni, O. Mattelaer, H.-S. Shao, T. Stelzer, P. Torrielli, and M. Zaro, *J. High Energy Phys.* **07** (2014) 079.
- [74] A. Alloul, N. D. Christensen, C. Degrande, C. Duhr, and B. Fuks, *Comput. Phys. Commun.* **185**, 2250 (2014).
- [75] C. Degrande, *Comput. Phys. Commun.* **197**, 239 (2015).
- [76] C. Degrande, C. Duhr, B. Fuks, D. Grellscheid, O. Mattelaer, and T. Reiter, *Comput. Phys. Commun.* **183**, 1201 (2012).
- [77] A. Buckley, J. Ferrando, S. Lloyd, K. Nordström, B. Page, M. Rfenacht, M. Schnherr, and G. Watt, *Eur. Phys. J. C* **75**, 132 (2015).
- [78] F. D’Eramo, B. J. Kavanagh, and P. Panci, *J. High Energy Phys.* **08** (2016) 111.