



Finite Length Analysis of Irregular Repetition Slotted ALOHA in the Waterfall Region

Downloaded from: <https://research.chalmers.se>, 2026-04-05 01:10 UTC

Citation for the original published paper (version of record):

Graell i Amat, A., Liva, G. (2018). Finite Length Analysis of Irregular Repetition Slotted ALOHA in the Waterfall Region. *IEEE Communications Letters*, 22(5): 886-889.

<http://dx.doi.org/10.1109/LCOMM.2018.2812845>

N.B. When citing this work, cite the original published paper.

© 2018 IEEE. Personal use of this material is permitted. Permission from IEEE must be obtained for all other uses, in any current or future media, including reprinting/republishing this material for advertising or promotional purposes, or reuse of any copyrighted component of this work in other works.

Finite Length Analysis of Irregular Repetition Slotted ALOHA in the Waterfall Region

Alexandre Graell i Amat, *Senior Member, IEEE*, and Gianluigi Liva, *Senior Member, IEEE*

Abstract—A finite length analysis is introduced for irregular repetition slotted ALOHA (IRSA) that enables to accurately estimate its performance in the moderate-to-high packet loss probability regime, i.e., in the so-called waterfall region. The analysis is tailored to the collision channel model, which enables mapping the description of the successive interference cancellation process onto the iterative erasure decoding of low-density parity-check codes. The analysis provides accurate estimates of the packet loss probability of IRSA in the waterfall region as demonstrated by Monte Carlo simulations.

Index Terms—Erasure decoding, finite length scaling, interference cancellation, irregular repetition slotted ALOHA, random access, slotted ALOHA.

I. INTRODUCTION

DURING the past decade, a number of efficient random access protocols for massive networks of uncoordinated terminals have been introduced [1]–[8]. Many of the proposed protocols leverage on successive interference cancellation (SIC) as a means to improve the throughput with respect to classical random access techniques. Among them, contention resolution diversity slotted ALOHA (CRDSA) [1], irregular repetition slotted ALOHA (IRSA) [2], and its variants [3]–[8] gained popularity due to their mild demands in terms of signal processing and their capability to attain substantial throughput gains over the widespread slotted ALOHA (SA) protocol.

While the benefits of IRSA-like protocols is widely acknowledged, its performance analysis has been historically addressed by means of simulative approaches, with few notable exceptions [6], [9], [10]. In [9], an extensive treatment of the finite length performance of slotted random access protocols is presented which includes, in the model used for analysis, physical layer effects such as the performance of the adopted channel code, capture effects, etc. Due to the ambitious target of the analysis, the approach relies on a mixture of analytical and numerical (i.e., simulative) techniques. In this letter, we take a step back with respect to [9] by addressing the simpler collision model, as for [5], [6], [10]. The collision model turns to be accurate when the physical layer implementation does not rely on robust error correcting codes, and hence decoding in the presence of interference is hindered (i.e., no capture effect can be exploited). The collision model has the further

advantage of allowing a clean analysis of the interference cancellation process, which enables gaining insights into the iterative process behavior.

In [5], [6], [10], tight analytical approximations to the packet loss probability (PLP) of IRSA-like protocols in the *error floor* region, i.e., low channel load regime, were derived. In [11], an exact finite length analysis of frameless ALOHA was given. However, to the best of our knowledge, analytical approximations to predict the performance of IRSA in the so-called *waterfall* region, i.e., moderate-to-high load regime, are still missing. In this letter, we address this problem by providing a way to estimate the PLP of IRSA in this regime, where the protocol is often operated in practice. The proposed approach leverages on the connection between the SIC process and the iterative decoding of low-density parity-check (LDPC) codes over the binary erasure channel (BEC). In particular, the finite length scaling analysis of LDPC codes over the BEC from [12] is adapted to analyze the packet loss probability of IRSA. We show that the developed analytical approximations accurately predict the performance of IRSA in the waterfall region. Together with the error floor predictions of [10], they can be used to obtain an accurate performance model for IRSA over a wide range of channel loads.

II. SYSTEM MODEL

We consider an uncoordinated multiple access scenario with multiple users transmitting to a common receiver based on the IRSA protocol, where transmission is organized into frames, each consisting of m slots. We consider a very large (virtually infinite) population of users, of size n , which become active sporadically. We denote the set of users as $\{u_1, u_2, \dots, u_n\}$, and the set of slots as $\{s_1, s_2, \dots, s_m\}$. Users are slot- and frame-synchronous and each user attempts at most one packet transmission per frame. A user transmitting in a frame is referred to as active. According to the IRSA protocol, each active user transmits a number of copies, d , of its packet within a frame according to a distribution

$$\Lambda(x) = \sum_d \Lambda_d x^d$$

where Λ_d is the probability that a user transmits d copies. The d copies are transmitted in d distinct slots chosen uniformly at random. We denote by \bar{n}_a the expected number of users that are active in a given frame. The expected channel load is then

$$g = \bar{n}_a/m.$$

An example of a frame with $n = 10$ and $m = 5$ is depicted in Fig. 1. Out of the 10 users, 4 users (u_2, u_4, u_5 , and u_9) are

This work was partially funded by the Swedish Research Council, grant #2016-04253, and the Ericsson Research Foundation.

A. Graell i Amat is with the Department of Electrical Engineering, Chalmers University of Technology, 41296 Gothenburg, Sweden (e-mail: alexandre.graell@chalmers.se).

G. Liva is with the Institute of Communication and Navigation of the Deutsches Zentrum für Luft- und Raumfahrt (DLR), 82234 Wessling, Germany (e-mail: gianluigi.liva@dlr.de).

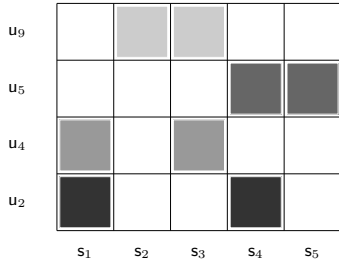


Fig. 1. Example of a frame with $m = 5$ slots and 4 active users transmitting $d = 2$ copies of their respective packets.

active and transmit two copies of their packets in randomly-selected slots. Each packet is equipped with a pointer to the position of its copies. We restrict to the collision channel model. The receiver stores an observation of the full frame and decodes the packets by iterating the following steps: i) For each slot containing a single packet, the packet is decoded; ii) For each decoded packet, the pointer to its copies is extracted, and the interference contribution caused by the packet copies is removed from the frame. The SIC process is iterated until no further packets can be decoded. The model, despite being simple, can be used to obtain a first estimate of the performance of IRSA under more realistic assumptions [1], [2].

III. CONNECTION BETWEEN IRSA AND HIGH-RATE LDPC CODES

In [13], a link between the IRSA scheme with a large population of users and high-rate LDPC codes for transmission over the BEC was highlighted. Here, we exploit the link to estimate the performance of IRSA in the waterfall region, borrowing tools for the finite length analysis of LDPC codes.

Consider the bipartite graph representation of IRSA, where each of the n users is represented by a variable node (VN) and each of the m slots of a frame is represented by a check node (CN). Let us denote by $\{v_1, v_2, \dots, v_n\}$ the set of n VNs and by $\{c_1, c_2, \dots, c_m\}$ the set of m CNs. We have that v_j is connected to c_i if and only if user u_j selects slot s_i for the transmission of its packet (copy). The bipartite graph corresponding to the frame of Fig. 1 is provided in Fig. 2. In Fig. 2, the VNs associated to active users are depicted as dark circles, whereas the VNs associated to inactive users are shown in light gray. Observe that edges are also drawn between CNs and VNs associated to inactive users. Obviously, inactive users do not cause any interference in the frame. Nevertheless, the inclusion of edges connected to their associated VNs turns to be instrumental to the following observation: The access scheme described in Section II can be cast in an equivalent manner by assuming that each of the n users first picks a repetition degree d according to $\Lambda(x)$, and then it selects d slots at random on which the user may transmit d copies of a packet. If a packet is available at the user, then the user proceeds with the transmission (becoming active), otherwise the user remains silent during the frame. Hence, edges connected to a VN associated to an inactive user refer to the slot selection performed by the inactive user. Evidently, the behavior of the SIC algorithm described in Section II is not affected in any way by the slot selection performed

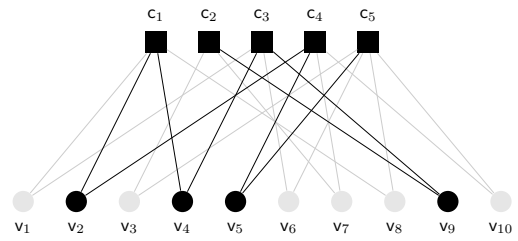


Fig. 2. Bipartite graph representation of the frame depicted in Fig. 1.

by inactive users. Since each user transmits d copies of its packet according to $\Lambda(x)$, the resulting bipartite graph has edge-perspective VN degree distribution

$$\lambda(x) = \sum_d \lambda_d x^{d-1} \quad (1)$$

where $\lambda_d = \Lambda_d d / \sum_d \Lambda_d d$. For large m , the number of transmissions in a slot follows a Poisson distribution, i.e., the edge-perspective CN degree distribution is

$$\rho(x) = \exp(-g\Lambda'(1)(1-x)) \quad (2)$$

where $\Lambda'(x)$ denotes the derivative of $\Lambda(x)$.

It is interesting to observe that the resulting bipartite graph corresponds to that of a high-rate Poisson LDPC code ensemble \mathcal{C} with code length n , nominal rate R , VN degree distribution $\lambda_{\mathcal{C}}(x) = \lambda(x)$, and Poisson CN degree distribution

$$\rho_{\mathcal{C}}(x) = \exp\left(\frac{-\Lambda'(1)(1-x)}{R}\right)$$

where

$$R = (n - m)/n. \quad (3)$$

We denote such a Poisson LDPC code ensemble by $\mathcal{C}(n, \lambda_{\mathcal{C}}(x), R)$. Note that if for a fixed m the population size grows very large, i.e., $n \rightarrow \infty$, the code rate of the equivalent Poisson LDPC code ensemble tends to one, $R \rightarrow 1$.

Consider a graph \mathcal{G} with n VNs and m CNs drawn according to (1), (2). Assume the graph to represent an instance of transmission with IRSA, and denote by \mathcal{S}_a the set of the indices of the active users. The iterative recovery process of the users with indices in \mathcal{S}_a is equivalent to the erasure decoding of an LDPC code with the same bipartite graph \mathcal{G} , where the VNs associated to erased codeword bits have indices in \mathcal{S}_a . Hence, the analysis of the iterative SIC process for IRSA with edge-perspective degree distribution $\lambda(x)$ over a frame with m slots and n users can be cast as the analysis of the iterative erasure decoding for an LDPC code picked from $\mathcal{C}(n, \lambda_{\mathcal{C}}(x), R)$ (with R given by (3)) over the BEC with erasure probability ϵ . The channel load of the IRSA system can be written as a function of the erasure probability of the BEC as

$$g = \frac{\bar{n}_a}{m} = \frac{\epsilon n}{m} = \frac{\epsilon}{1-R}. \quad (4)$$

In the asymptotic regime of infinitely large number of slots, $m \rightarrow \infty$, the iterative decoding performance of IRSA shows a threshold behavior. We denote by g^* the belief propagation (BP) decoding threshold of IRSA, i.e., g^* is the maximum channel load for which the probability of not resolving a user is vanishing small in the limit of infinitely large population size and frame length (with constant ratio). Let ϵ_R^*

be the BP threshold of the equivalent LDPC code ensemble $\mathcal{C}(n, \lambda_C(x), R)$. Following (4), the decoding threshold of IRSA can then be expressed in terms of ϵ_R^* as

$$g^* = \frac{\epsilon_R^* n}{m} = \frac{\epsilon_R^*}{1-R}. \quad (5)$$

IV. FINITE LENGTH SCALING

Exploiting the analogy between IRSA and LDPC code ensembles discussed in the previous section, in the following we provide approximations to the frame error probability (FEP) and PLP of IRSA in the waterfall region. In particular, we adapt the finite-length scaling framework of [12] to IRSA.

A. Frame Error Probability

The waterfall region performance of an LDPC code ensemble $\mathcal{C}(n, \lambda_C(x), R)$ over the BEC can be characterized using the finite-length scaling framework of [12]. In particular, the FEP, denoted by P_F^C , can be expressed as a function of n and the channel erasure probability ϵ as [12, eq. (7)]

$$P_F^C \approx Q\left(\frac{\sqrt{n}(\epsilon_R^* - \beta_R n^{-2/3} - \epsilon)}{\alpha_{\epsilon,R}}\right) \quad (6)$$

where $\alpha_{\epsilon,R} = \sqrt{\alpha_R^2 + \epsilon(1-\epsilon)}$ is a parameter that depends on the code rate R and the channel erasure probability ϵ , whereas β_R and α_R are constants that depend only on the code rate (i.e., they are independent of ϵ). In (6) $Q(x)$ is the tail probability of the standard normal distribution. Furthermore, ϵ_R^* , $\alpha_{\epsilon,R}$, and β_R can be expressed as [12]

$$\epsilon_R^* = (1-R)\epsilon_0^* \quad (7)$$

$$\alpha_R = (1-R)^{1/2}\alpha_0 \quad (8)$$

$$\beta_R = (1-R)^{1/3}\beta_0 \quad (9)$$

where ϵ_0^* is the BP threshold and α_0 and β_0 scaling parameters for the zero-rate ensemble $\mathcal{C}(n, \lambda_C(x), R=0)$. The values of ϵ_0^* , α_0 , and β_0 can be found in [12, Table II] for regular VN degree distribution $\lambda_C(x) = x^{d-1}$ and several values of d .

Using the analogy between IRSA and LDPC code ensembles, we can use (6) with some modifications to predict the finite length performance of IRSA in the waterfall region. First, note that by using (7) in (5) it follows that $g^* = \epsilon_0^*$, i.e., the BP threshold of the IRSA scheme is equal to the BP threshold of the ensemble $\mathcal{C}(n, \lambda_C(x), 0)$ with $\lambda_C(x) = \lambda(x)$. Now, using $n = m/(1-R)$ (from (3)) together with (7), (8), and (9) in (6), the FEP of IRSA can be written in terms of m , g^* , and g as

$$P_F^{\text{IRSA}} \approx Q\left(\frac{\sqrt{m}(g^* - \beta_0 m^{-2/3} - g)}{\alpha_{g,0}}\right)$$

where $\alpha_{g,0} = \sqrt{\alpha_0^2 + g(1-(1-R)g)}$. Letting $n \rightarrow \infty$ we have $R \rightarrow 1$ and it follows that $\alpha_{g,0} = \sqrt{\alpha_0^2 + g}$, yielding

$$P_F^{\text{IRSA}} \approx Q\left(\frac{\sqrt{m}(g^* - \beta_0 m^{-2/3} - g)}{\sqrt{\alpha_0^2 + g}}\right). \quad (10)$$

The value of g^* and the scaling parameters α_0 and β_0 for $\Lambda(x) = x^d$ (i.e., CRDSA) and $d = 3, 4$, and 5 , and for

TABLE I
SCALING PARAMETERS FOR IRSA

$\Lambda(x)$	g^*	α_0	β_0	γ
x^3	0.818469	0.497867	0.964528	0.783499
x^4	0.772280	0.409321	0.827849	0.906054
x^5	0.701780	0.375892	0.760593	0.961253
$\Lambda_1(x)$	0.661090	0.404986	0.849037	0.982040
$\Lambda_2(x)$	0.851325	0.496301	1.50477	0.835418

$\Lambda_1(x) = 0.5x^4 + 0.5x^8$ and $\Lambda_2(x) = 0.86x^3 + 0.14x^8$ are given in Table I. For the irregular distributions, the scaling parameters have been computed using the method in [14].

Note that (10) is capable of modeling the performance of IRSA down to a moderate FEP (i.e., in the so-called waterfall region of the FEP curve, at moderate-to-high channel loads). At low FEP (i.e., low channel load), the performance of IRSA exhibits a typical error floor phenomenon which may be predicted through combinatorial analysis methods as shown in [5], [6], [10]. We will see in Section V how the combination of the two approaches can provide a tight estimate of the FEP over the whole range of channel loads.

B. Packet Loss Probability

In [12], the bit error probability (BEP) of LDPC codes was approximated as

$$P_b^C \approx \nu^* P_F^C \quad (11)$$

where ν^* is the fraction of VNs that cannot be decoded at the BP threshold, in the limit of an asymptotically large block length n . Thus, ν^* is a constant that does not depend on ϵ , and P_b^C is simply obtained by scaling P_F^C . Our numerical results suggest that the heuristic approximation in (11) is accurate for relatively large block lengths but does not predict well the performance for very short block lengths. Since IRSA is typically operated with frames composed by a few tens (or hundreds) of slots, the scaling law (11) shall be suitably modified. Indeed, there is no evidence that (11) accurately predicts well the expected BEP of LDPC code ensembles for short block lengths.¹ Here, we propose the following approximation of the PLP of IRSA,

$$P_P^{\text{IRSA}} \approx \gamma P_F^{\text{IRSA}} \approx \gamma Q\left(\frac{\sqrt{m}(g^* - \beta_0 m^{-2/3} - g)}{\alpha_{g,0}}\right) \quad (12)$$

where γ is the PLP for $g \rightarrow 1$ computed via density evolution [2]. The value of γ for several distributions $\Lambda(x)$ is given in Table I.

V. NUMERICAL RESULTS

In Fig. 3, we plot the FEP estimate for IRSA according to (10) and the parameters in Table I (dashed curves) as a function of the channel load g , together with simulation results for the frame error rate (FER) (solid curves) for $m = 200$ and the distributions $\Lambda(x) = x^d$ with $d = 3, 4$, and 5 , $\Lambda_1(x)$, and $\Lambda_2(x)$. As can be observed, the FEP estimates predict very accurately the performance of IRSA in the waterfall

¹The only result on the BEP in [12] is unfortunately not correct, in the sense that the reported figure is in fact a reproduction of the FEP result.

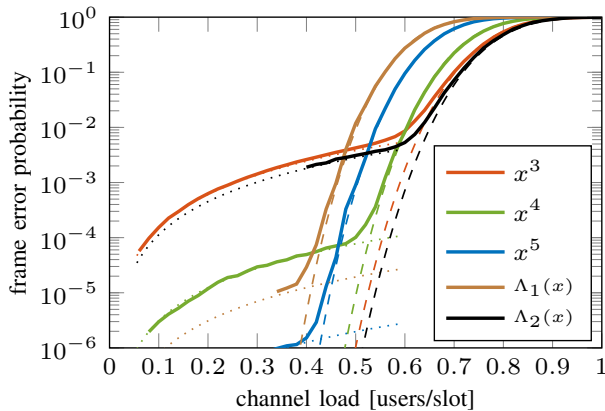


Fig. 3. Finite length approximation (10) (dashed lines), simulation results (solid lines), and error floor approximation (dotted lines) of the frame error probability of IRSA for $m = 200$.

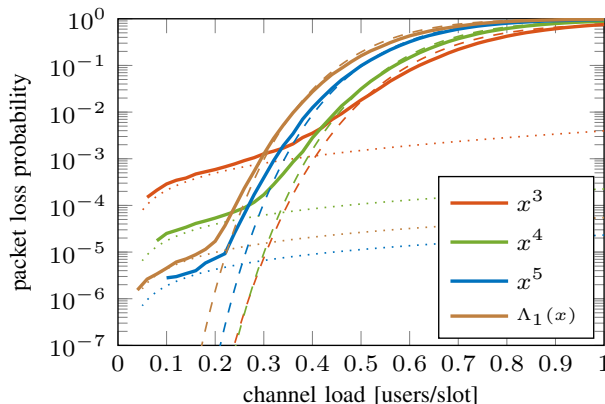


Fig. 4. Finite length approximation (12) (dashed lines), simulation results (solid lines), and error floor approximation (dotted lines) of the packet loss probability [5], [10] of IRSA for $m = 50$.

region. At a certain channel load, the simulated curves diverge from the analytical curves. This corresponds to the region of channel load values where the slope of the FER changes and the FER approaches the error floor. In the figure, we plot the approximation to the error floor derived in [5], [6], [10].²

In Figs. 4 and 5, we plot the PLP estimate for IRSA obtained using (12) and the parameters in Table I (dashed curves) as a function of the channel load g together with simulation results (solid curves) for $m = 50$ and $m = 200$, respectively. The analytical curves slightly overestimate the PLP in the region where the curve bends down to the waterfall. However, there is a significant agreement with the simulation results, even for small m . On the same charts, the approximation to the error floor performance derived in [5], [6], [10] is provided again.

VI. CONCLUSION

We derived analytical approximations to the packet loss probability of IRSA in the medium-to-high load regime. The derived approximations give tight predictions of the performance of IRSA in this region. Together with the approximations for the error floor previously derived, they allow for an accurate characterization of the performance of IRSA over a wide range of channel loads and can be used to optimize the

²In [5], [6], [10], analytical expressions to accurately predict the error floor of the PLP were derived. The analysis can be extended to the FEP in a straightforward manner.

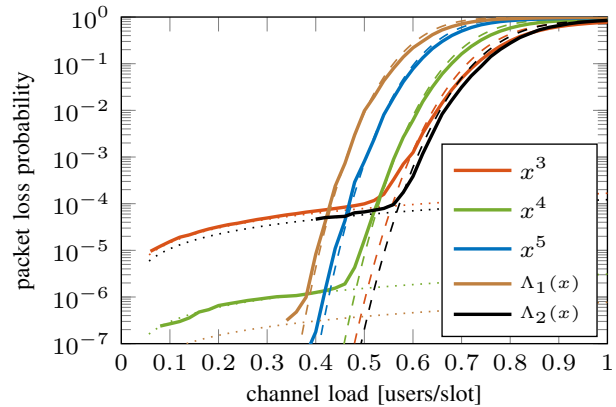


Fig. 5. Finite length approximation (12) (dashed lines), simulation results (solid lines), and error floor approximation (dotted lines) of the packet loss probability [5], [10] of IRSA for $m = 200$.

degree distribution for a given frame length and PLR. The proposed analysis is also applicable to CRDSA, which can be seen as an instance of IRSA with regular VN degree.

ACKNOWLEDGMENT

The authors are grateful to F. Clazzer for providing the simulation results for CRDSA.

REFERENCES

- [1] E. Casini, R. De Gaudenzi, and O. del Rio Herrero, "Contention resolution diversity slotted ALOHA (CRDSA): An enhanced random access scheme for satellite access packet networks," *IEEE Trans. Wireless Commun.*, vol. 6, no. 6, pp. 1408–1419, Apr. 2007.
- [2] G. Liva, "Graph-based analysis and optimization of contention resolution diversity slotted ALOHA," *IEEE Trans. Commun.*, vol. 59, no. 2, pp. 477–487, Feb. 2011.
- [3] C. Stefanovic and P. Popovski, "ALOHA random access that operates as a rateless code," *IEEE Trans. Commun.*, vol. 61, no. 11, pp. 4653–4662, Nov. 2013.
- [4] E. Paolini, G. Liva, and M. Chiani, "Coded slotted aloha: A graph-based method for uncoordinated multiple access," *IEEE Trans. Inf. Theory*, vol. 61, no. 12, pp. 6815–6832, Dec. 2015.
- [5] M. Ivanov, F. Brännström, A. Graell i Amat, and P. Popovski, "Broadcast coded slotted ALOHA: A finite frame length analysis," *IEEE Trans. Commun.*, vol. 65, no. 2, pp. 651–662, Feb. 2017.
- [6] E. Sandgren, A. Graell i Amat, and F. Brännström, "On frame asynchronous coded slotted ALOHA: Asymptotic, finite length, and delay analysis," *IEEE Trans. Commun.*, vol. 65, no. 2, pp. 691–704, Feb. 2017.
- [7] A. Vem, K. Narayanan, J.-F. Chamberland, and J. Cheng, "A user-independent serial interference cancellation based coding scheme for the unsourced random," in *Proc. IEEE Inf. Theory Work. (ITW)*, Kaohsiung, Taiwan, Nov. 2017.
- [8] F. Clazzer, C. Kissling, and M. Marchese, "Enhancing Contention Resolution ALOHA using Combining Techniques," *IEEE Trans. Commun.*, 2017, to appear.
- [9] O. del Rio Herrero and R. De Gaudenzi, "Generalized analytical framework for the performance assessment of slotted random access protocols," *IEEE Trans. Wireless Commun.*, vol. 13, no. 2, pp. 809–821, Feb. 2014.
- [10] M. Ivanov, F. Brännström, A. Graell i Amat, and P. Popovski, "Error floor analysis of coded slotted ALOHA over packet erasure channels," *IEEE Commun. Lett.*, vol. 19, no. 3, pp. 419–422, Mar. 2015.
- [11] F. Lázaro and C. Stefanovic, "Finite-length analysis of frameless ALOHA with multi-user detection," *IEEE Commun. Lett.*, vol. 4, no. 21, pp. 4653–4662, Apr. 2017.
- [12] A. Amraoui, A. Montanari, T. Richardson, and R. Urbanke, "Finite-length scaling for iteratively decoded LDPC ensembles," *IEEE Trans. Inf. Theory*, vol. 55, no. 2, pp. 473–498, Feb. 2009.
- [13] E. Paolini, G. Liva, and A. Graell i Amat, "A structured irregular repetition slotted ALOHA scheme with low error floors," in *Proc. IEEE Int. Conf. Commun. (ICC)*, Paris, France, May 2017.
- [14] A. Amraoui, A. Montanari, and R. Urbanke, "Analytic determination of scaling parameters," in *Proc. IEEE Int. Symp. Inf. Theory (ISIT)*, July 2006, pp. 562–566.