



**CHALMERS**  
UNIVERSITY OF TECHNOLOGY

## **Oxidative organocatalytic chemoselective: N -acylation of heterocycles with aromatic and conjugated aldehydes**

Downloaded from: <https://research.chalmers.se>, 2026-04-03 10:47 UTC

Citation for the original published paper (version of record):

Ta, L., Sundén, H. (2017). Oxidative organocatalytic chemoselective: N -acylation of heterocycles with aromatic and conjugated aldehydes. *Chemical Communications*, 54(5): 531-534.  
<http://dx.doi.org/10.1039/c7cc08672e>

N.B. When citing this work, cite the original published paper.

Cite this: *Chem. Commun.*, 2018, 54, 531Received 10th November 2017,  
Accepted 13th December 2017

DOI: 10.1039/c7cc08672e

rsc.li/chemcomm

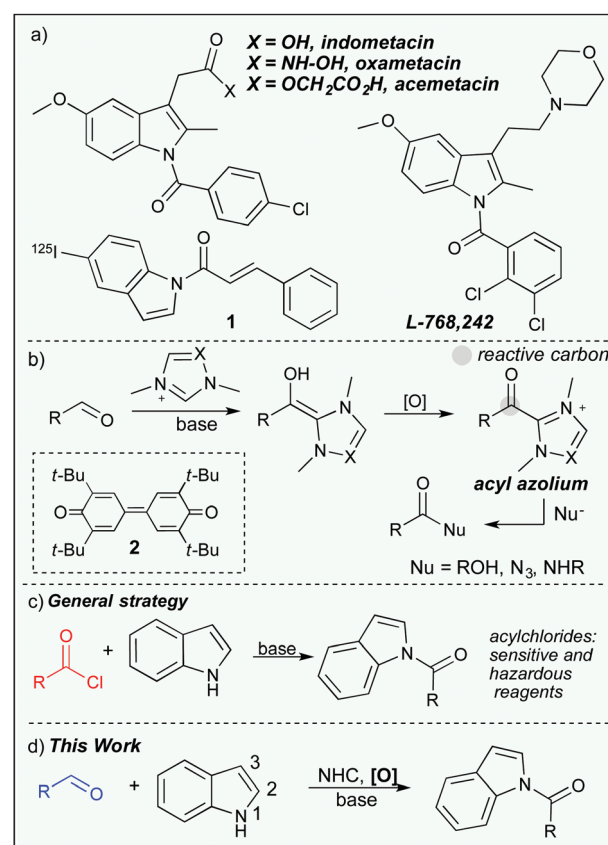
# Oxidative organocatalytic chemoselective *N*-acylation of heterocycles with aromatic and conjugated aldehydes†

Linda Ta  and Henrik Sundén \*

Selective acylation of indoles is cumbersome often involving the need for sensitive and reactive acyl chloride derivatives or coupling reagents. Here we report a mild, functional group tolerant and highly chemoselective oxidative carbene catalyzed *N*-acylation of indoles with aldehydes. The acylation has a broad substrate scope and is compatible with substituents on both the aldehyde and the indole reaction partner. Furthermore, aza-heterocycles such as pyrrole and indazole can also be used as nucleophiles in this reaction providing the corresponding amide congeners in good yield.

The power to selectively functionalize heterocycles with multiple reactive sites is a challenging and important task. By selective functionalization, an atom efficient and protecting group free strategy can be achieved for the preparation of complex molecules.<sup>1</sup> In this respect, chemoselective *N*- or *C*-functionalization of indoles has been a longstanding challenge in organic synthesis.<sup>2</sup> Selective *N*-acylation of indoles is of particular importance as *N*-acylindoles, are found in numerous biologically active compounds, such as, indomethacin,<sup>3</sup> oxamethacin, acemetacin, L-768,242<sup>4</sup> and have also been used as imaging agents for beta amyloid plaques (**1**, Scheme 1a).<sup>5</sup> Synthetically, *N*-acylindoles can serve as protected carboxylate derivatives,<sup>6</sup> and can be set up to undergo several forms of annulation reactions with the *C*2-carbon.<sup>7</sup>

Generally, acylation of indoles occurs at the *C*3-position<sup>2</sup> and can for instance be selectively performed in the presence of a carboxylic acid derivative and a Lewis acid,<sup>8</sup> or with the Vilsmeier–Haack reaction.<sup>9</sup> Selective *N*-acylation on the other hand, is normally conducted in the presence of a reactive electrophile such as a chloride containing acylating reagent and a stoichiometric base or a carboxylic acid that needs to be activated with a coupling reagent.<sup>10</sup> The use of inorganic bases and/or sensitive reagents can potentially have a negative impact on the functional group



**Scheme 1** (a) Bioactive acylindoles. (b) Oxidative carbene-catalyzed acylation of alcohols and amines. (c) Carbene catalyzed oxidative acylation of indoles with aldehydes. (d) Oxidative NHC catalyzed *N*-acylation of indoles.

compatibility, thus restricting further development of these protocols. To overcome these concerns, Sarpong and co-workers showed that *N*-acylation of indoles could be selectively performed under mild conditions in the presence of a stoichiometric carbonylimidazole derivative.<sup>11</sup> Moreover, Scheidt and co-workers have shown that acylated indoles can be formed through a tetrapropylammonium perruthenate-catalyzed dihydrogenative coupling of alcohols.<sup>12</sup>

Chemistry and Chemical Engineering, Chalmers University of Technology, Kemivägen 10, 412 96 Göteborg, Sweden. E-mail: sundenh@chalmers.se

† Electronic supplementary information (ESI) available: Experimental procedures and <sup>1</sup>H NMR, <sup>13</sup>C NMR and <sup>19</sup>F NMR data. See DOI: 10.1039/c7cc08672e



In the field of organocatalysis, N-heterocyclic carbenes (NHCs) have received widespread attention as potent catalysts for a number of diverse reaction paths<sup>13</sup> and are particularly useful in converting aldehydes into acyl donors. The key intermediate in these reactions is the acyl azolium intermediate (Scheme 1b)<sup>14</sup> that can be generated either through an internal oxidation of the Breslow intermediate or in the presence of an external oxidant<sup>15</sup> such as the Kharasch oxidant (**2**).<sup>16</sup> The Kharasch oxidant has been used in, for instance, acylation reactions involving alcohols,<sup>17</sup> azides,<sup>18</sup> macrolactonizations,<sup>19</sup> and amidations<sup>20</sup> (Scheme 1b). With our recent interest in oxidative N-heterocyclic carbene catalysis<sup>21</sup> we wanted to investigate if the acyl azolium would generate selectivity in the acylation of densely polyfunctionalized molecules such as indoles and other heterocycles. Thus, enabling the use of available aldehydes as mild acylating reagents. Previous studies have shown that N-functionalization of indoles is indeed possible through an intramolecular reaction cascade<sup>22</sup> or through an imination reaction with isocyanides.<sup>23</sup> Here we report the NHC-catalyzed oxidative, chemoselective N-acylation of indoles with aldehydes.

Our study commenced with a survey of reaction conditions where both imidazolium and triazolium salts were found to be suitable precatalysts for this reaction with **7** being the superior one in the series (Table 1, entries 1–3). Among the bases tested DBU (entry 1) was the best alternative as compared to Cs<sub>2</sub>CO<sub>3</sub> and trimethylamine (entries 4 and 5). Dichloromethane was shown to be the best solvent for the reaction compared to acetonitrile, toluene and THF (entries 6–8). The most effective reaction conditions were found with the combination of an increased base-loading and molecular sieves (MS 4 Å) (entry 9). To conclude that the NHC has an active role as a catalyst in the reaction, a series of reactions were performed systematically

excluding the NHC, base, and oxidant (entries 10 and 11). In all these cases, no product formation could be detected indicating that oxidative carbene catalysis is indeed the reaction pathway.

With our optimal reaction conditions in hand, the reaction scope was investigated (Table 2). Different  $\alpha,\beta$ -unsaturated aldehydes were generally well tolerated by the reaction delivering the  $\alpha,\beta$ -unsaturated acylindoles in up to 96% yield.  $\alpha,\beta$ -unsaturated acylindoles are of particular importance as they can be further functionalized in a number of metal-catalyzed reactions.<sup>7b-d</sup> Both electron donating and withdrawing substituents were compatible under our oxidative reaction conditions. For example, *p*-dimethylamino, *o*- and *p*-methoxy cinnamaldehyde delivers the corresponding acylindole in 70–96% yield, respectively (compounds **10**, **11** and **12**). Halogen substituted cinnamaldehydes are less efficient in promoting the reaction and require longer reaction times as compared to the electron rich aldehydes (compounds **13** and **14**). Benzaldehydes with substituents on all positions also work as an acylating agent in this reaction delivering the benzoylated indoles in 63–97% yield (compound **16–19**).<sup>24</sup> Furthermore, aliphatic conjugated aldehydes are also compatible with our reaction conditions and **20** is isolated in 73% yield.<sup>25</sup>

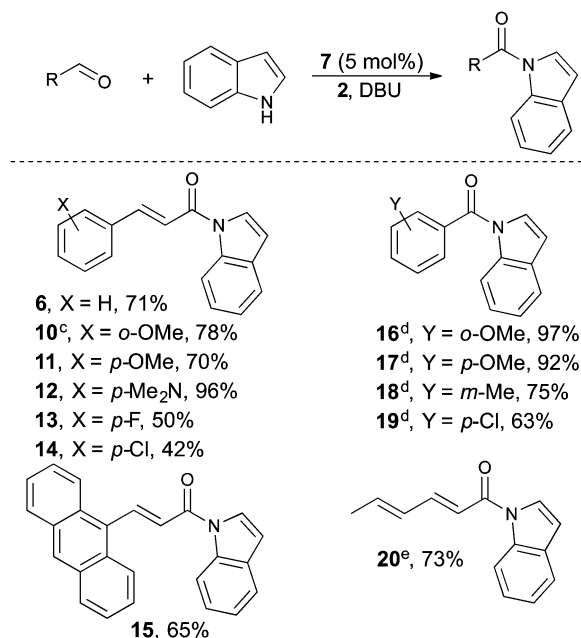
Next the indole reaction partner was investigated (Table 3). Generally, the reactions work well for indoles incorporating a high degree of different functional groups. For instance, halogens are tolerated in positions 4, 5 and 6 and the acylated indole derivatives can be isolated in good to excellent yields (53–90% compounds **21–31**). Electron donating groups such as methyl and methoxy give good reactivity and compounds **22**,

Table 1 Optimization of reaction conditions<sup>a</sup>

Entry	Solvent	Precat.	Base	Additive	Yield <sup>b</sup>
1	DCM	<b>7</b>	DBU	—	54
2	DCM	<b>8</b>	DBU	—	31
3	DCM	<b>9</b>	DBU	—	25
4	DCM <sup>c</sup>	<b>7</b>	Cs <sub>2</sub> CO <sub>3</sub>	—	4
5	DCM <sup>c</sup>	<b>7</b>	Et <sub>3</sub> N	—	0
6	MeCN <sup>d</sup>	<b>7</b>	DBU <sup>e</sup>	—	46
7	Toluene <sup>d</sup>	<b>7</b>	DBU <sup>e</sup>	—	36
8	THF <sup>d</sup>	<b>7</b>	DBU <sup>e</sup>	—	17
9	DCM <sup>d</sup>	<b>7</b>	DBU <sup>e</sup>	MS 4 Å	81/71 <sup>f</sup>
10	DCM <sup>d</sup>	—	DBU	—	0
11	DCM <sup>d</sup>	—	—	—	0
12 <sup>g</sup>	DCM <sup>d</sup>	<b>7</b>	DBU	MS 4 Å	0

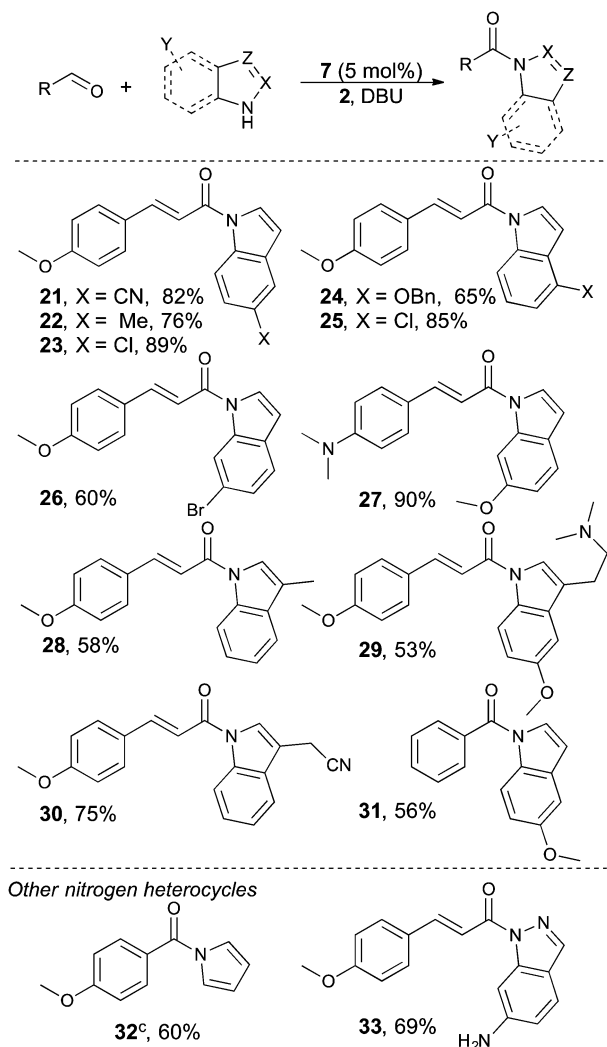
<sup>a</sup> **4** (1 eq.), cinnamaldehyde (2 eq.), base (0.5 eq.), precatalyst (10 mol%), solvent (1 ml) and **2** (1 eq.). <sup>b</sup> Determined by <sup>1</sup>H NMR on the crude reaction mixture with duren as an internal standard. <sup>c</sup> 1.5 ml. <sup>d</sup> 0.8 ml. <sup>e</sup> 1 eq. <sup>f</sup> Isolated yield. <sup>g</sup> Without **2**.

Table 2 NHC-Catalyzed oxidative amidation of aldehydes<sup>a,b</sup>



<sup>a</sup> All experiments were carried out by using indole (1 eq.), aldehyde (see ESI), **2** (1 eq.), NHC **7** (5 mol%), DBU (1 eq.) in DCM (0.15 M), MS (4 Å, 0.5 g) at r.t. <sup>b</sup> Isolated yields after column chromatography. <sup>c</sup> With 1.4 eq. of **2**. <sup>d</sup> With 10 mol% of NHC. <sup>e</sup> With 2 eq. of **2**.



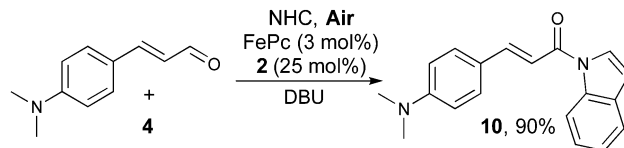
Table 3 NHC-Catalyzed oxidative amidation of azacycles<sup>a,b</sup>

<sup>a</sup> All experiments were carried out by using indole (1 eq.), aldehyde (see ESI), **2** (1 eq.), NHC **7** (5 mol%), DBU (1 eq.) in DCM (0.15 M), MS (4 Å, 0.5 g) at r.t. <sup>b</sup> Isolated yields after column chromatography. <sup>c</sup> As footnote a, but with aldehyde (1 eq.), pyrrole (1.5 eq.) and NHC (10 mol%).

**24**, **27**, **23** and **31** can be isolated in 56–90% yield.<sup>26</sup> Moreover, tryptamine analogues incorporating functional groups such as CN and a tertiary amine are also tolerated by the reaction and compound **29** and **30** can be isolated in 56% and 75% yield, respectively. In all cases the reactions exhibited a high degree of chemoselectivity toward *N*-acetylation, and the C3-acylated compound was never detected. In control experiments with the *N*-site protected using 1-methylindole no conversion of starting materials could be observed. Other nitrogen heterocycles such as pyrrole and indazole, afforded the products in good to excellent yields (**32** and **33**). For instance, 6-aminoindazole can be selectively acylated in the presence of an unprotected primary amine to give **33** in 69% yield.

To improve the *E*-factor of the reaction, aerial oxygen was investigated as the terminal oxidant (Scheme 2).

In brief, the oxidation was accomplished with a system of electron transfer mediators (FePc and **2**) and oxygen and



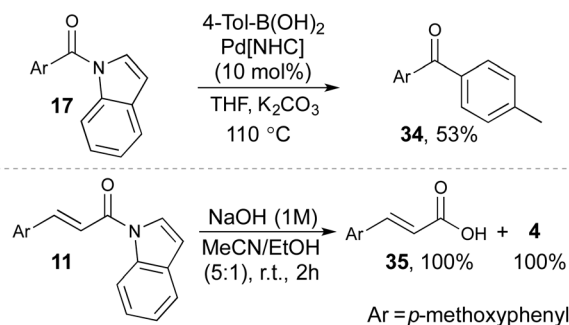
Scheme 2 NHC catalyzed oxidative aerial acylation of **4**. FePc = iron phthalocyanine.

efficiently replaces the stoichiometric use of **2** providing **12** in 90% yield.<sup>21d,f-h</sup>

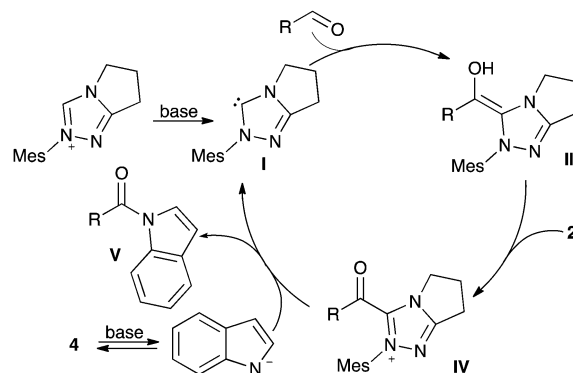
The acyl indoles are good synthetic building blocks and can readily undergo further transformations (Scheme 3). For example, amide **17** can be converted to yield the corresponding benzophenone **34** by a Pd-catalyzed Suzuki–Miyaura reaction, in 53% yield. This is a rare example of a Pd-catalyzed C–N bond activation of an indole-based amide and combined with our oxidative amidation offers a rapid entry to a metal catalyzed coupling of aldehydes.<sup>27</sup>

Furthermore, the C–N bond in compound **11** smoothly undergoes hydrolysis in the presence of NaOH to yield carboxylic acid **35** and indole in quantitative yields. This transformation underpins the importance of the acylindole as a prominent protecting group for both carboxylic acids and indoles.

The proposed catalytic cycle starts with base promoted formation of carbene **I**. Carbene **I** adds to the aldehyde forming Breslow intermediate **II** that is oxidized by **2** to form the acyl



Scheme 3 Synthetic transformations involving acylindoles. For details; see, ESI. † Pd[NHC] = [1,3-Bis(2,6-diisopropylphenyl)imidazol-2-ylidene]chloro[3-phenylallyl]palladium(II).



Scheme 4 Proposed catalytic cycle.



azolium (IV). In the next step the deprotonated indole adds to the carbonyl carbon of intermediate IV forming the acylated indole V and regenerating catalyst I (Scheme 4).

In conclusion, a chemoselective synthesis of synthetically valuable *N*-acylated indoles has been developed using oxidative NHC-catalysis at ambient conditions. This reaction offers acylindoles in good to excellent yields with a wide substrate scope. Electron donating and electron withdrawing substituents on both aldehyde and on the indole, are tolerated. Our oxidative NHC-catalyzed reaction also works with other heteroaromatic compounds such as pyrrole and indazole. The oxidative acylation of *N*-heterocycles with aldehydes is a promising alternative to the harsh reaction conditions that normally accompany these forms of transformations.

Funding from the Swedish Research Council (VR and Formas) is gratefully acknowledged. Furthermore, we thank Magnus Bergvalls stiftelse for supporting the running costs of this project.

## Conflicts of interest

There are no conflicts to declare

## Notes and references

- (a) R. W. Hoffmann, *Synthesis*, 2006, 3531–3541; (b) P. S. Baran, T. J. Maimone and J. M. Richter, *Nature*, 2007, **446**, 404–408; (c) I. S. Young and P. S. Baran, *Nat. Chem.*, 2009, **1**, 193–205.
- R. J. Sundberg, *The chemistry of indoles*, ed. R. J. Sundberg, Academic Press, New York and London, vol. 18, pp. 401–430.
- T. Y. Shen, T. B. Windholz, A. Rosegay, B. E. Witzel, A. N. Wilson, J. D. Willett, W. J. Holtz, R. L. Ellis, A. R. Matzuk, S. Lucas, C. H. Stammer, F. W. Holly, L. H. Sarett, E. A. Risley, G. W. Nuss and C. A. Winter, *J. Am. Chem. Soc.*, 1963, **85**, 488–489.
- M. Gallant, C. Dufresne, Y. Gareau, D. Guay, Y. Leblanc, P. Prasit, C. Rochette, N. Sawyer, D. M. Slipetz, N. Tremblay, K. M. Metters and M. Labelle, *Bioorg. Med. Chem. Lett.*, 1996, **6**, 2263–2268.
- Y. Yang, X.-H. Duan, J.-Y. Deng, B. Jin, H.-M. Jia and B.-L. Liu, *Bioorg. Med. Chem. Lett.*, 2011, **21**, 5594–5597.
- (a) M. J. V. de Oliveira Baptista, A. G. M. Barrett, D. H. R. Barton, M. Girijavallabhan, R. C. Jennings, J. Kelly, V. J. Papadimitriou, J. V. Turner and N. A. Usher, *J. Chem. Soc., Perkin Trans. 1*, 1977, 1477–1500, DOI: 10.1039/P19770001477; (b) P. Linda, A. Stener, A. Cipiciani and G. Savelli, *J. Heterocycl. Chem.*, 1983, **20**, 247–248; (c) A. G. M. Barrett and D. Dhanak, *Tetrahedron Lett.*, 1987, **28**, 3327–3330; (d) E. Arai, H. Tokuyama, M. S. Linsell and T. Fukuyama, *Tetrahedron Lett.*, 1998, **39**, 71–74; (e) J. Isaacson, M. Loo and Y. Kobayashi, *Org. Lett.*, 2008, **10**, 1461–1463.
- (a) T. A. Dwight, N. R. Rue, D. Charyk, R. Josselyn and B. DeBoef, *Org. Lett.*, 2007, **9**, 3137–3139; (b) D. V. Patil, M. A. Cavitt and S. France, *Org. Lett.*, 2011, **13**, 5820–5823; (c) S. R. Kandukuri, J. A. Schiffner and M. Oestreich, *Angew. Chem., Int. Ed.*, 2012, **51**, 1265–1269; (d) J. Liu, S. Zhao, W. Song, R. Li, X. Guo, K. Zhuo and Y. Yue, *Adv. Synth. Catal.*, 2017, **359**, 609–615; (e) J. Xu, X. Yu and Q. Song, *Org. Lett.*, 2017, **19**, 980–983.
- (a) T. Okauchi, M. Itonaga, T. Minami, T. Owa, K. Kitoh and H. Yoshino, *Org. Lett.*, 2000, **2**, 1485–1487; (b) O. Ottoni, A. d. V. F. Neder, A. K. B. Dias, R. P. A. Cruz and L. B. Aquino, *Org. Lett.*, 2001, **3**, 1005–1007.
- G. F. Smith, *J. Chem. Soc.*, 1954, 3842–3846.
- For selected examples of *N*-acylation of indoles, see: (a) W. J. Welstead, H. F. Stauffer and L. F. Sancilio, *J. Med. Chem.*, 1974, **17**, 544–547; (b) V. O. Illi, *Synthesis*, 1979, 387–388; (c) Y. Kikugawa, *Synthesis*, 1981, 460–461; (d) O. Ottoni, R. Cruz and R. Alves, *Tetrahedron*, 1998, **54**, 13915–13928; (e) D. S. Dhanoa, S. W. Bagley, R. S. L. Chang, V. J. Lotti, T. B. Chen, S. D. Kivlighn, G. J. Zingaro, P. K. S. Siegl, A. A. Patchett and W. J. Greenlee, *J. Med. Chem.*, 1993, **36**, 4230–4238; (f) J. B. Bremner, S. Samosorn and J. I. Ambrus, *Synthesis*, 2004, 2653–2658; (g) A. Umehara, H. Ueda and H. Tokuyama, *J. Org. Chem.*, 2016, **81**, 11444–11453.
- S. T. Heller, E. E. Schultz and R. Sarpong, *Angew. Chem., Int. Ed.*, 2012, **51**, 8304.
- B. E. Maki and K. A. Scheidt, *Org. Lett.*, 2009, **11**, 1651–1654.
- (a) D. Enders, O. Niemeier and A. Henseler, *Chem. Rev.*, 2007, **107**, 5606–5655; (b) A. T. Biju, N. Kuhl and F. Glorius, *Acc. Chem. Res.*, 2011, **44**, 1182–1195; (c) *Stereoselective Organocatalysis: Bond Formation Methodologies and Activation Modes*, ed. R. R. Torres, John Wiley & Sons, Inc., 2013; (d) D. M. Flanigan, F. Romanov-Michailidis, N. A. White and T. Rovis, *Chem. Rev.*, 2015, **115**, 9307–9387.
- (a) J. Mahatthanachai and J. W. Bode, *Acc. Chem. Res.*, 2014, **47**, 696–707; (b) C. Zhang, J. F. Hooper and D. W. Lupton, *ACS Catal.*, 2017, **7**, 2583–2596.
- (a) C. E. I. Knappke, A. Imami and A. J. von Wangelin, *Chem-CatChem*, 2012, **4**, 937–941; (b) S. De Sarkar, A. Biswas, R. C. Samanta and A. Studer, *Chem. – Eur. J.*, 2013, **19**, 4664–4678.
- M. S. Kharasch and B. S. Joshi, *J. Org. Chem.*, 1957, **22**, 1439–1443.
- (a) S. De Sarkar, S. Grimme and A. Studer, *J. Am. Chem. Soc.*, 2010, **132**, 1190–1191; (b) S. De Sarkar, A. Biswas, C. H. Song and A. Studer, *Synthesis*, 2011, 1974–1983; (c) R. C. Samanta, S. De Sarkar, R. Froehlich, S. Grimme and A. Studer, *Chem. Sci.*, 2013, **4**, 2177–2184; (d) M. T. Berry, D. Castrejon and J. E. Hein, *Org. Lett.*, 2014, **16**, 3676–3679.
- S. De Sarkar and A. Studer, *Org. Lett.*, 2010, **12**, 1992–1995.
- K. Lee, H. Kim and J. Hong, *Angew. Chem., Int. Ed.*, 2012, **51**, 5735–5738.
- (a) C. A. Gondo and J. W. Bode, *Synlett*, 2013, 1205–1210; (b) A. Porey, S. Santra and J. Guin, *Asian J. Org. Chem.*, 2016, **5**, 870–873; (c) C. Zheng, X. Liu and C. Ma, *J. Org. Chem.*, 2017, **82**, 6940–6945; (d) S. Premaletha, A. Ghosh, S. Joseph, S. R. Yetra and A. T. Biju, *Chem. Commun.*, 2017, **53**, 1478–1481.
- (a) L. Ta, A. Axelsson, J. Bijl, M. Haukka and H. Sundén, *Chem. – Eur. J.*, 2014, **20**, 13889–13893; (b) A. Axelsson, L. Ta and H. Sundén, *Catalysts*, 2015, **5**, 2052; (c) H. Sundén, L. Ta and A. Axelsson, *J. Vis. Exp.*, 2015, **105**, e53213, DOI: 10.3791/53213; (d) A. Axelsson, E. Hammarvid, L. Ta and H. Sundén, *Chem. Commun.*, 2016, **52**, 11571–11574; (e) A. Axelsson, L. Ta and H. Sundén, *Eur. J. Org. Chem.*, 2016, 3339–3343; (f) L. Ta, A. Axelsson and H. Sundén, *Green Chem.*, 2016, **18**, 686–690; (g) A. Axelsson, A. Antoine-Michard and H. Sundén, *Green Chem.*, 2017, **19**, 2477–2481; (h) A. Axelsson, L. Ta and H. Sundén, *Synlett*, 2017, 873–878.
- Y.-J. Yang, Y. Ji, L. Qi, G. Wang and X.-P. Hui, *Org. Lett.*, 2017, **19**, 3271–3274.
- J. Kim and S. H. Hong, *Org. Lett.*, 2017, **19**, 3259–3262.
- Nitro-substituted aldehydes reacts slowly and the reaction shuts down after 10–20% conversion.
- Aliphatic aldehydes are unreactive under these reaction conditions.
- The 2- and 7-position on the indole are troublesome and both 2-methylindole, 7-methyl indole and 7-chloroindole fail to promote the reaction. This is probably a steric effect that arises when the indole is attacking the acylazolium (see, catalytic cycle).
- Szostack and co-workers have shown that *N*-acylpyrroles and pyrroles are prominent reactions partners in the synthesis of biaryl ketones under similar reaction conditions: G. Meng, R. Szostak and M. Szostak, *Org. Lett.*, 2017, **19**, 3596–3599.

